

**CHRYSLER
PARTS**



1963-67

**HILLMAN
"IMP"**

PARTS LIST

PARTS & ACCESSORIES DIVISION



**CHRYSLER
AUSTRALIA LTD.**

2798420



**CHRYSLER
PARTS**



INFORMATION BULLETIN

IMPORTANT

CHANGE PARTS LISTS AND ALL RECORDS TO AGREE WITH THIS BULLETIN. MAKE SURE ALL ORDERS ARE PLACED IN ACCORDANCE WITH THE LATEST INFORMATION.

SUBJECT : Introduction of Hillman Imp III

P. I. B.
2798420/5

April 1968.

MODEL : Hillman Imp PB1-M-21.

Page 1 of 4.

This Bulletin introduced new parts & revisions applicable to Hillman Imp III and should be added to parts catalogue 2798420 under their respective part type codes.

GROUP 7 - COOLING


7-16-11	GRILLE-ASSEMBLY - Radiator - Imp III	+	1 - 7210305
	END CAPPING - Grille - Imp III	+	1 - 7210306-7
7-16-25*	BRACKET FIXING - Grille to Surround - GT & Imp III	+	4 - 7208100
	SEAL - Rubber - Fixing Bracket - GT & Imp III	*	- 7208006
	Nut - Grille Panel to Surround - Imp III	+	4 - 9572034
	CLIP - Grille - Imp III	+	4 - 9206577
7-17-1	EMBLEM - Front Grille Panel Centre		
	- exc. GT & Imp III		1 - 7200321



ITEM NO.	CODE	PART NAME AND DESCRIPTION	QTY.	IMP III
		<u>GROUP 23 - BODY - PLATES 5 & 6 MOULDINGS</u>		
3	12-15-2	MOULDING - Front Fender - Upper - RH/LH	1	7208015-6
11		- Lower - RH/LH	1	7208011-2
		CLIP - Moulding Attach	24	7096040
		STUD - Fixing	4	7208008
		BUSH - Sealing	4	7208009
		FASTENER -	4	9034097
4 & 11	23-23-32	MOULDING - Door - Upper & Lower	4	7208024
		CLIP - Moulding Attach	24	7096040
		STUD - Fixing	4	7208008
		BUSH - Sealing	4	7208009
		FASTENER	4	9034097
6	23-23-39	MOULDING - Rear Quarter - Upper - RH/LH	+	1
		- Lower - RH/LH	+	1
		CLIP - Moulding Attach	40	7096040
		STUD - Fixing	4	7208008
		BUSH - Sealing	4	7208009
		FASTENER	4	9034097
10	23-23-33	NAMEPLATE - Door - Imp III	+	2
				2797419
CODE		PART NAME AND DESCRIPTION	QTY.	PART NUMBER
		<u>GROUP 23 - BODY</u>		
	23-20-29	MAT - Rear Luggage Compartment Floor - Rubber - GT & Imp III <u>Trim Codes</u> 362, 363, 364, 368	1	1630CX1
		<u>TRIM PAGE IT2</u>		
		Add the Following Trim Codes for Imp III:		
		<u>Code</u> 362 Medium Red		
		363 Medium Blue		
		364 Neutral		
		362, 363 Light Grey Headlining		
		364 Light Tan "		
	23-76-3	ARMREST ASSEMBLY - Rear Quarter - RH/LH Imp III		
		<u>Trim Code</u> 362 Medium Red	+	1
		363 Medium Blue	+	1
		364 Neutral	+	1
	23-86-3	HEADLINING ASSEMBLY - Roof - Imp III		
		<u>Trim Code</u> 362, 363 Light Grey	1	7107CA1
		364 Light Tan	1	7107CT1
	23-86-20	PANEL - Rear Backlight Trim - Imp III		
		<u>Trim Code</u> 362, 363 Light Grey	1	7108CA1
		364 Light Tan	1	7108CT1

CODE	PART NAME AND DESCRIPTION	QTY.	PART NUMBER
23-91-6	PANEL - Cowl Side - Upper Trim - RH/LH- Imp III Trim Code 362 363, 364	1	1408-9CX1
23-92-5	PANEL ASSEMBLY - Front Door Trim - RH/LH - Imp III Trim Code 362 Medium Red + 363 Medium Blue + 364 Neutral +	1 1 1	3130-1CR1 3130-1CB1 3130-1CT1
23-101-3	PANEL - Rear Quarter Trim - RH/LH - Imp III Trim Code 362 Medium Red + 363 Medium Blue + 364 Neutral +	1 1 1	3326-7CR1 3326-7CB1 3326-7CT1
23-101-10	PANEL - Rear Quarter Pocket Trim - Lower GT & Imp III-RH/LH	1	2797808-9
23-102-1	RAIL - Parcel Tray GT & Imp III Trim Code 362, 363, 364, 368 Black	1	1310CX1
	NOTE EFFECTIVE CHANGE POINTS FOR WIDE & NARROW FRONT SEATS TO BE ADVISED		
23-108-4	FRAME & STRAPS - RH/LH - Imp I, II (All) Imp III w/Narrow Front Seat	1	7205092-3
	FRAME & SPRINGS - GT(All) & Imp III w/Wide Front Seats	2	7205178
	STRAP - Long - Cushion } - Short - " } - Long-Squab } - Short- " }	2 2 2 2	7204121 7204123 7204124 7204125
	SPRING CASE - Cushion } - Squab }	2 2	7205177 7209224
23-108-5	COVER - Front Seat Cushion - Imp III w/Narrow Front Seat Trim Code 362 Medium Red + 363 Medium Blue + 364 Neutral +	2 2 2	5823DR1 5823DB1 5823DT1
	w/Wide Front Seat Trim Code 362 Medium Red + 363 Medium Blue + 364 Neutral +	2 2 2	5820-CR1 5820-CB1 5820-CT1
23-108-16	COVER - Front Seat Squab - Imp III w/Narrow Front Seat Trim Code 362 Medium Red + 363 Medium Blue + 364 Neutral +	2 2 2	5933DR1 5933DB1 5933DT1
	w/Wide Front Seat Trim Code 362 Medium Red + 363 Medium Blue + 364 Neutral +	2 2 2	5926CR1 5926CB1 5926CT1
23-109-3	FRAME & SPRING - Rear Seat Cushion-GT & Imp III - Rear Seat Squab - Imp I, II & III	1 1	2797821 7204069

CODE	PART NAME AND DESCRIPTION	QTY.	PART NUMBER
23-109-4	COVER - Rear Seat Squab Trim - Imp III		
	Trim Code 362 Medium Red	+ 1	6726CR1
	363 Medium Blue	+ 1	6726CB1
	364 Neutral	+ 1	6726CT1
23-109-36	COVER - Rear Seat Cushion Trim - Imp III		
	Trim Code 362 Medium Red	+ 1	6412CR1
	363 Medium Blue	+ 1	6412CB1
	364 Neutral	+ 1	6412CT1



L. W. Taylor,
Technical Supervisor
Parts & Accessories Division.

**CHRYSLER
PARTS**



INFORMATION BULLETIN

IMPORTANT

CHANGE PARTS LISTS AND ALL RECORDS TO AGREE WITH THIS BULLETIN. MAKE SURE ALL ORDERS ARE PLACED IN ACCORDANCE WITH THE LATEST INFORMATION.

SUBJECT:

Ammendments and Additions

P. I. B. 2798420/4

March, 1968

MODELS:

Hillman Imp and GT

Page 1 of 1

GROUP 14 - FUEL

14-02-15

GASKET - Actuator to Manifold

1. 7100183
Add line

GROUP 21 - TRANSAXLE

21-10-4

GEAR - Reverse

Delete 7104097
Add 7104091

GROUP 23 - BODY

23-34-235

PANEL - Pocket Rear Quarter Panel - Outer RH/LH

1. 7210482-3
Revise line

- Inner RH/LH

1. 7203380-1
Add line

Plate 7 Item 34 should read 7203380-1
Panel 7210482-3 should be between
Item 31 and Item 34.

L. W. Taylor
L. W. Taylor,
Technical Supervisor,
Parts & Accessories Division



**CHRYSLER
PARTS**



INFORMATION BULLETIN

IMPORTANT

CHANGE PARTS LISTS AND ALL RECORDS TO AGREE WITH THIS BULLETIN. MAKE SURE ALL ORDERS ARE PLACED IN ACCORDANCE WITH THE LATEST INFORMATION.

SUBJECT: Amendments and Additions.

MODELS: Hillman Imp & GT

P. I. B.
2798420/3

December, 1967.

Page 1 of 1.

GROUP 10 ENGINE OILING

10-10-2	SET - Oil Pump Drive Gear	- GT	1 - 7050137
			<u>Revise Line</u>
	SET - Oil Pump Drive Gear		1 - 7095018
			<u>Add Line</u>

GROUP 14 FUEL

14-29-70	SEAL - Grille - Air Intake, Door Pillar RH-	<u>Delete</u>	- 1 - 7210045
		<u>Add</u>	1 - 7210510

A Carburettor Main Body, Complete with Throttle Shaft, Lever, Valve etc., is Now Available to Service All Hillman Imp Vehicles Equipped with Solec Cable Throttle Control and Automatic Choke-type Carburettors.

14-33-5	MAIN BODY - (Complete) - Carburettor-(Except 7100460 Carburettor)	1 - 2627517
		<u>Add to Column 2</u>

GROUP 21 TRANSAXLE

Plate 5	Item 63	<u>Delete Code</u>	21-11-1
		<u>Add</u>	21-10-4
21-10-4	GEAR - Reverse		1. - 7104097
			<u>Add Line</u>

L. W. Taylor

L. W. Taylor,
Technical Supervisor,
Parts & Accessories Division.



CHRYSLER PARTS



INFORMATION BULLETIN

IMPORTANT

CHANGE PARTS LISTS AND ALL RECORDS TO AGREE WITH THIS BULLETIN. MAKE SURE ALL ORDERS ARE PLACED IN ACCORDANCE WITH THE LATEST INFORMATION.

SUBJECT : Amendments and Additions

P. I. B.
2798420/2

MODELS : Hillman Imp & GT

October, 1967.

Page 1 of 1.

ALPHABETICAL INDEX

Page AL5 Jack - Lifting

Delete 20-01-1
Add 13-72-1

GROUP 1 - ACCESSORIES

Page 2 Heater/Demister Components

Please add the following :

When fitting M25120 Heater to GT Models one only "T" Piece 2799930 will be required.

GROUP 5 - BRAKES

5-03-5 Package - Shoe W/Lining - Brake - Front (consists of 2 Shoes) 2 - 7080357
- Rear (consists of 2 Shoes) 2 - 7080358
(Revise Description)

13-72-0

LIFTING JACK

13-72-1 Jack - Lifting
13-72-2 Handle - Jack Lifting

1 - 7103171
1 - 7103163
Add Lines

GROUP 23 BODY - INTERIOR TRIM

23-79-0 Carpets

Please add to the listing for Front and Rear Carpets for Super Imp : CUT PILE TYPE (Early Condition) and add the following parts headed : WESTMINSTER TYPE - Ribbed (Late Condition).

23-79-3 Carpet - Front Floor - Super - Red 1 - 2794820
Blue 1 - 2794821
Palamino 1 - 2794822

- Rear Floor - Super - Red 1 - 2794823
Blue 1 - 2794824
Palamino 1 - 2794825

L. W. Taylor
L. W. Taylor,
Technical Supervisor,
Parts & Accessories Division.



**CHRYSLER
PARTS**



INFORMATION BULLETIN

IMPORTANT

CHANGE PARTS LISTS AND ALL RECORDS TO AGREE WITH THIS BULLETIN. MAKE SURE ALL ORDERS ARE PLACED IN ACCORDANCE WITH THE LATEST INFORMATION.

SUBJECT:

INTRODUCTION OF IN-LINE FUEL FILTER

P.I.B.

6601006/3

MODELS:

Hillman Imp PA1-M-21
Hillman GT PB1-H-21

May, 1967.

Page 1 of 1

Please add the following information to Parts Catalogue 6601006

GROUP L PAGE L1

Part Number	Part Name	Qty.
2798557	FILTER ASSY. - Fuel (In-Line)	1
2798561	CLIP - Filter Mounting	1
2798559	HOSE - Filter to Tubes	A/R
274461	CLAMP - Hose	A/R
9414712	SCREW - Clamp - No. 10 x 1/2" Pan Head	A/R

L. W. Taylor
L. W. Taylor,
Technical Supervisor,
Parts & Accessories Division.



CHRYSLER PARTS



INFORMATION BULLETIN

IMPORTANT

CHANGE PARTS LISTS AND ALL RECORDS TO AGREE WITH THIS BULLETIN. MAKE SURE ALL ORDERS ARE PLACED IN ACCORDANCE WITH THE LATEST INFORMATION.

SUBJECT:

CHANGES AND ADDITIONS TO HILLMAN GT
PARTS SUPPLEMENT

P. I. B.
6601006/2

May, 1967.

MODELS:

PB1-H-21 Hillman GT

Page 1 of 3

Section A

ENGINE (MOTOR) UNIT

Since the publication of the Hillman GT Supplement a change has been made to the Air Cleaner and Engine Air Intake System.

The Air Intake Vent on GT models is positioned on the LH door pillar and is connected to the same Air Cleaner as fitted to Imp II models. The Air Cleaner is positioned on the LH side of the engine compartment and is connected to the Airbox on top of the carburettors.

The Airbox or Air Cleaner does not contain the element 5044639 or gasket 5044641 as illustrated as the filter element is contained in the remote Air Cleaner.

The Airbox is reworked by repositioning the Intake Pipe.

Please make the following revisions to Hillman GT Supplement.

<u>Page</u>	<u>Ref. No.</u>	<u>Part No.</u>	<u>Part Name</u>	<u>Qty.</u>	<u>Remarks</u>
A3	25	7100569	Air Cleaner	1	Delete Line
A3	25	2799306	Air Box	1	Add Line
A3	28	5044639	Element	2	Delete Line
A3	29	5044641	Seating Gasket	2	Delete Line
A3	-	7102688	Air Cleaner - Remote	1	Add Line
A3	-	7080218	Element	1	Add Line
A3	-	7102687	Bracket - Air Cleaner Mounting	1	Add Line
A3	-	7102685	Support - Air Cleaner Mounting	1	Add Line
A3	-	5220684	Screw - Bracket & Support to Body - 5/16" x 5/8" UNF	1	Add Line
A3	-	5220701	Nut - 5/16" UNF	1	Add Line
A3	-	9664203	Washer - Shakeproof 5/16"	1	Add Line
A3	-	9067023	Lockwasher - 5/16"	1	Add Line
A3	-	7080219	Bolt - Air Cleaner Mounting	1	Add Line
A3	-	9077013	Washer - Copper	1	Add Line
A3	-	2799312	Hose - Airbox to Air Cleaner	1	Add Line
A3	-	2799313	Clip - Hose	2	Add Line
A3	-	7100581	Hose - Flame trap to Air Cleaner	1	Delete Line
A3	-	2799307	Hose - Flame trap to Airbox	1	Add Line



1217376	ADAPTOR - Drain Tap - From B49-2-001314	1
9122204	WASHER - Drain Tap - From B49-2-001314	1

Add LinesSection PELECTRICAL

7105128	REAR NUMBER PLATE LAMP -
7105136	REAR NUMBER PLATE LAMP -
1801294	IGNITION COIL - Type 11C12
5030857	IGNITION COIL - Type 11C12
7105153	CABLE - Battery Positive to Starter Solenoid
7105152	CABLE - Battery Negative to Earth
2799364	CABLE - Battery Positive to Starter Solenoid
2799365	CABLE - Battery Negative to Earth

<u>Delete Part No.</u>	2
<u>Add Part No.</u>	2
<u>Delete Part No.</u>	1
<u>Add Part No.</u>	1
<u>Delete Part No.</u>	1
<u>Delete Part No.</u>	1
<u>Add Part No.</u>	1
<u>Add Part No.</u>	1

ADDENDUMSECTION C CARBURETTORS

7080341	GASKET - Float Chamber
---------	------------------------

Serviced in Package	1
2798634	
<u>Revise Line</u>	

Section FTRANSAXLE

7102606	RIM FINISHER -
2797742	RIM FINISHER -
7103402	WHEEL TRIM -

<u>Delete Part No.</u>	4
<u>Add Part No.</u>	4
<u>Delete Line</u>	4

Section PELECTRICAL

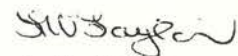
1705236	IGNITION & STARTER SWITCH -
7105236	IGNITION & STARTER SWITCH -

<u>Delete Part No.</u>	1
<u>Add Part No.</u>	1

Section QBODY

7208010	BRACKET - Fixing - Grille to Panel
7208100	BRACKET - Fixing - Grille to Panel
7200183	SUNVISOR -
7096081	SUNVISOR -

<u>Delete Part No.</u>	1
<u>Add Part No.</u>	1
<u>Delete Part No.</u>	2
<u>Add Part No.</u>	2



L. W. Taylor,
Technical Supervisor,
Parts & Accessories Division.

Section FTRANSAXLE (TRANSMISSION) UNIT

7050018	CASINGS - Transmission Unit (Set of Three) - Up to B49-2-001219	1
7050167	CASINGS - Transmission Unit (Set of Three) - From B49-2-001220	1
7104148	COVER - Gearbox Mounting complete w/Detent Tube - Up to B49-2-001219	1
7104364	COVER - Gearbox Mounting complete w/Detent Tube - From B49-2-001220	1
<u>Add Lines</u>		

Section HBRAKES AND CONTROLS

Delete all reference to Page H3 of original GT Supplement and add following information.

1801192	NON RETURN VALVE -	1
7103436	MOUNTING BRACKET - Servo	1
19506071	SCREW - 3/8" UNF x 7/8" }	3
9664242	WASHER - 3/8" Shakeproof }	3
9067036	WASHER - 3/8" plain }	3
19505062	SCREW - 5/16" UNF x 3/4" }	4
5200487	WASHER - 5/16" Shakeproof }	4
9166011	HOSE - Reservoir to pipe	1
9784093	CLIP - Hose	2
9163314	BRAKE PIPE (LINE) - Reservoir to Master Cylinder	1
9166035	FLEXIBLE PIPE - Vacuum Pipe (Line) to Manifold	1
9787103	CLIP - Flexible Pipe (Line)	1
1801314	VACUUM PIPE - Engine flexible pipe (Line) to servo	1
7100503	CONNECTOR - Servo pipe (Line) to Manifold	1
9163453	BRAKE PIPE (LINE) - Servo to 5 way	1
9155023	ADAPTOR - 5 way	1
5220693	BOLT - 1/4" UNF x 1.1/8" }	1
5220723	WASHER - 1/4" Spring }	1
9163448	BRAKE PIPE (LINE) - Servo to rear D/E union	1
9163449	BRAKE PIPE (LINE) - Rear D/E to front D/E	1
9152302	DOUBLE ENDED UNION -	2
9163367	BRAKE PIPE (LINE) - 5 way to 3 way	1
9155016	ADAPTOR - 3 way	1
9510043	NUT - 1/4" UNF }	1
5220723	WASHER - 1/4" Spring }	1
9163446	BRAKE PIPE (LINE) - RHD - Master Cylinder to D/E union	1
9163308	BRAKE PIPE (LINE) - (RH) }	1
9163309	BRAKE PIPE (LINE) - (LH) }	1
9168612	HOSE - Brake Pipe (Line) to front brake	2
9664242	WASHER - 3/8" Shakeproof }	2
9520060	NUT - 3/8" Lock }	2
9163368	BRAKE PIPE (LINE) - (RH) }	1
9163366	BRAKE PIPE (LINE) - (LH) }	1
9168601	HOSE - Rear	2
9163312	BRAKE PIPE (LINE) - (RH) }	1
9163313	BRAKE PIPE (LINE) - (LH) }	1

Section LRADIATOR

7050142	RADIATOR BLOCK - (Core) - Up to B49-2-001313	1
7050157	RADIATOR BLOCK - (Core) - From B49-2-001314	1
7103080	CORE - Radiator - Up to B49-2-001313	1
7103383	CORE - Radiator - From B49-2-001314	1
<u>Add Lines</u>		

9214001	COCK - Drain - Up to B49-2-001313	1
---------	-----------------------------------	---

Revise Line

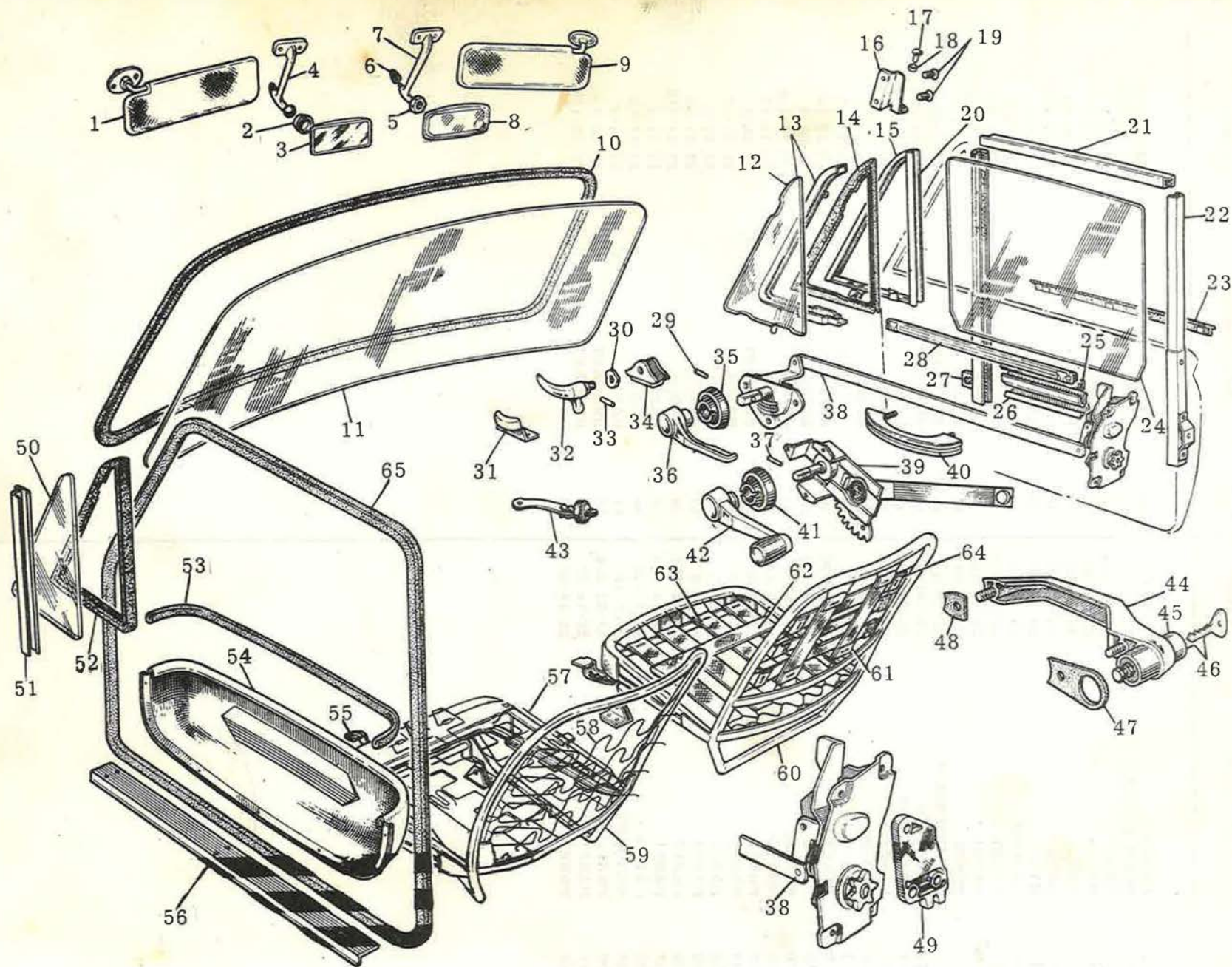
1217377	COCK - Drain - From B49-2-001314	1
---------	----------------------------------	---

Add Line

BODY

GROUP 23
PLATE 8

ITEM NO.	PART NAME	CODE	ITEM NO.	PART NAME	CODE
1	PANEL -	15-02-3	33	RAIL -	23-32-105
2	DOOR ASSEMBLY -	23-11-1	34	PANEL -	23-34-235
3	PANEL -	23-34-80	35	PIN -	23-15-9
4	PANEL -	23-34-301	36	HINGE -	23-15-1
5	RAIL -	23-40-85	37	PLATE -	22-20-80
6	RAIL -	23-40-85	38	BRACE -	23-61-120
7	RAIL -	23-40-85	39	BRACKET -	15-21-1
8	TROUGH -	23-59-56	40	BRACKET -	8-34-370
9	PANEL -	23-34-303	41	FENDER ASSEMBLY -	12-01-5
10	PANEL -	23-34-303	42	BOX ASSEMBLY -	23-61-120
11	HINGE -	23-19-84	43	PANEL -	7-16-11
12	LID ASSEMBLY -	23-19-8	44	BRACKET -	7-16-63
13	RETAINER -	23-101-3	45	BRACKET -	23-32-108
14	EXTENSION	23-34-302	46	RAIL -	23-32-105
15	PANEL -	23-34-234	47	PANEL -	23-34-110
16	PILLAR -	23-36-7	48	PLATE -	23-04-2
17	PANEL -	23-36-7	49	CHANNEL -	23-32-17
18	BRACKET -	23-109-99	50	RAIL -	23-32-105
19	PANEL -	23-34-234	51	REINFORCEMENT -	12-04-4
20	PANEL -	23-109-5	52	PANEL -	23-34-110
21	TRAY -	13-33-61	53	PLATE -	23-32-17
22	PANEL -	23-34-80	54	BRACKET -	14-88-8
23	PANEL -	23-51-5	55	PANEL -	23-32-22
24	PANEL -	23-51-5	56	PANEL -	12-04-4
25	PANEL -	23-51-5	57	PANEL -	23-34-80
26	PANEL -	23-34-235	58	PANEL -	23-34-110
27	PANEL -	23-34-187	59	PANEL -	12-04-4
28	CATCH -	23-19-70	60	PLATE -	23-15-13
29	BRACKET -	9-69-10	61	PANEL -	12-04-4
30	PANEL -	23-34-234	62	BRACKET -	13-53-3
31	PANEL -	23-34-27	63	BRACKET -	23-32-108
32	PANEL -	23-34-27			



BODY

GROUP 23

PLATE 10

ITEM NO.	PART NAME	CODE	ITEM NO.	PART NAME	CODE
1	SUN VISOR ASSEMBLY -	23-103-3	34	BRACKET -	23-14-53
2	NUT -	23-21-8	35	ESCUTCHEON -	23-14-19
3	MIRROR -	23-21-8	36	HANDLE -	23-14-27
4	BRACKET -	23-21-9	37	PIN -	23-14-20
5	NUT -	23-21-8	38	DOOR LOCK AND REMOTE	
6	BUSH -	23-21-9		CONTROL -	23-18-3
7	BRACKET -	23-21-9	39	REGULATOR -	23-39-5
8	MIRROR -	23-21-8	40	HANDLE -	23-14-42
9	SUN VISOR ASSEMBLY -	23-103-3	41	ESCUTCHEON -	23-14-19
10	WEATHERSTRIP -	23-66-235	42	HANDLE -	23-14-18
11	GLASS -	23-66-135	43	ARM -	23-10-1
12	GLASS (Ventilating) -	23-64-308	44	HANDLE -	23-14-10
13	GLASS AND FRAME -	23-64-49	45	BUTTON -	Not Serviced
14	WEATHERSTRIP	23-63-122	46	CYLINDER AND KEYS -	23-17-2
15	FRAME -	23-64-255	47	GASKET -	23-14-13
16	BRACKET -	23-64-242	48	GASKET -	23-14-13
17	PIN -	23-64-240	49	STRIKER -	23-08-60
18	SPACER -	23-64-240	50	GLASS (Fixed) -	23-64-306
19	SCREW -	23-64-242	51	MOULDING -	23-64-255
20	MOULDING -	23-64-255	52	WEATHERSTRIP -	23-63-122
21	CHANNEL -	23-09-67	53	SEAL -	23-11-57
22	CHANNEL -	23-09-35	54	POCKET -	23-11-50
23	WEATHERSTRIP -	23-63-15	55	COVER -	23-47-55
24	GLASS -	23-64-308	56	PLATE -	23-20-14
25	GLAZING RUBBER -	Not Serviced	57	SPRING CASE -	23-108-4
26	CHANNEL -	23-09-52	58	SPRING CASE -	23-108-4
27	CHANNEL -	23-09-35	59	FRAME -	23-108-4
28	WEATHERSTRIP -	23-63-15	60	FRAME -	23-108-4
29	PIN -	23-14-20	61	STRAP -	23-108-4
30	WASHER -	23-14-20	62	STRAP -	23-108-4
31	CATCH -	23-14-47	63	STRAP -	23-108-4
32	HANDLE -	23-14-53	64	STRAP -	23-108-4
33	PIN -	23-14-52	65	WEATHERSTRIP -	23-63-33

BODY

CODE	PART NAME AND DESCRIPTION	QTY.	PART NUMBER
23-01-0	<u>BODY SHELL</u>		
23-01-3	BODY SHELL - In Prime H Note: Body Shells consist of all Welded Panels and are less luggage Hood Doors and Engine Compartment Lid.	1	2797697
23-02-0	<u>ASH RECEIVER</u>		
23-02-18	RECEIVER AND HOUSING ASSEMBLY - (Complete) Instrument Panel Ash - Up to B42, 9003467 - From B42, 9, 003468 - GT H	1 1 2	7200119 7200935 7210587
	CLIP - Spring Receiver Retaining - GT H	1 2	7200939 7080375
	BRACKET - Support Ash Receiver - GT H Nut - Housing to Bracket - No. 10 Hex Hd. UNF - GT Washer - Shakeproof No. 10 Screw - Support Bracket to Parcel Tray Rail - No. 10 x 3/8" - GT Washer - Plain No. 10 Nut - Spire	2 2 2 4 4 4	7210588 9510031 9663123 9774063 9068008 9020058
23-04-0	<u>TOE AND FLOOR BOARD</u>		
23-04-2	PLATE - Cover, Brake and Clutch Pedal Screw - Plate Attach - 5/16" x 1/2" UNF	1 7	7202508 5220683
	PLATE - Steering Column Cutout Screw - Plate Attach - 1/4" x 1/2" UNF	1 2	7202504 39304080
	GASKET - Steering Column Cutout Plate	1	7102538
23-08-0	<u>DOOR STRIKERS</u>		
23-08-60	STRIKER - Door Lock RH/LH Screw - Striker to Door - 1/4" x 7/8" UNF. Csk. Hd.	1 6	7204058-9 39124144
23-09-0	<u>DOOR GLASS CHANNELS</u>		
23-09-35	CHANNEL ASSEMBLY - Front Door Glass Run - Front - RH/LH - Front Door Glass Run - Rear Screw - Front and Rear Glass Run Channel to Door - No. 10 x 1/2" UNF Washer - Front Glass Run Channel to Door - 3/16" Plain Washer - Rear Glass Run Channel to Door - 3/16" Shakeproof ...	1 1 * 2 2	7204022-3 7204024-5 19503042 9067010 7204021
23-09-52	CHANNEL ASSEMBLY - Front Door Glass - Lower	2	2211034
23-09-67	CHANNEL ASSEMBLY - Front Door Glass - Upper	2	7204021
23-10-0	<u>DOOR CHECK</u>		
23-10-1	ARM - Door Check	2	7202008

* Quantity as required.

H Part not listed in any previous Parts Book.

BODY

GROUP 23

PAGE 2

CODE	PART NAME AND DESCRIPTION	QTY.	PART NUMBER
23-10-1 Continued	RIVET - Door Check Attach - No. 3 x 7/16"	2	H116241
23-11-0	<u>DOORS</u>		
23-11-1	DOOR ASSEMBLY - Less Glass - Trim and Hardware but with Hinges - RH/LH	1	7096048-7
23-11-50	POCKET - Door - GT	2	7096000
	Screw - Pocket to Door - No. 8 x 3/8" Rec. Hd.	14	T. B. A. 9773066
23-11-57	SEAL - Door Pocket	2	7204216
23-14-0	<u>DOOR OUTSIDE, REGULATOR, REMOTE AND VENT WING HANDLES</u>		
23-14-1	HANDLE - Engine Compartment Lid	2	7205033
	ESCUTCHEON - Handle	2	7205034
	Nut - Handle Attach 1/4" UNF	2	9551044
23-14-10	HANDLE - Door Outside (Locking) RH	1	7205275
	- (Non-Locking) LH	1	7205274
	Screw - Contacter Door Handles Attach	1	7096056
	Locknut -	1	9510031
23-14-12	NUT - Outside Door Handles to Door - No. 10 UNF.	4	9510031
	WASHER - Shakeproof 3/16"	4	9663123
23-14-13	GASKET - Front of Front Outside Door Handle	2	7204018
	- Rear of Front	2	7204019
	WASHER - Brass - Outside Door Handle	1	7210682
23-14-18	HANDLE - Window Regulator	2	7204028
23-14-19	ESCUTCHEON - Regulator and Remote Control	4	7204031
	BUSH - Regulator and Remote Control	4	7205004
	WASHER - Foam Remote Control	2	7205005
	- Foam Regulator	2	7205006
23-14-20	PIN - Regulator and Remote Control	4	7204127
23-14-27	HANDLE - Remote Control	2	7205172
23-14-42	HANDLE - Door Pull	2	2210725
	Nut - Door Pull Attach - No. 10 UNF	4	9510031
	Washer - Shakeproof 3/16"	4	9663123
23-14-47	CATCH - Front Door Vent Wing Handle (Ventilating) RH/LH	1	H101274-5
23-14-52	PIN - Vent Wing Handle	2	K23792
23-14-53	HANDLE ASSEMBLY - Front Door Vent Wing RH/LH	1	H89382-3
	BRACKET - Handle Assembly	2	5240120
	Washer - Vent Wing Handle to Bracket	2	H88917

* Quantity as required.

⊠ Part not listed in any previous Parts Book.

BODY

CODE	PART NAME AND DESCRIPTION	QTY.	PART NUMBER
23-15-0	<u>DOOR HINGES</u>		
23-15-1	HINGE ASSEMBLY - Door - Upper and Lower	4	7202004
	Screw - Door Hinge Attach - 5/16" x 1" UNF	16	39235161
23-15-9	PIN - Door Hinge	4	7096079
23-15-13	TAPPING PLATE - Door Hinge - Lower	2	7203107
23-17-0	<u>LOCK CYLINDER AND KEYS</u>		
23-17-2	PACKAGE - Door Lock Cylinder with Keys	1	7096055
	- GT	1	7080313
23-17-4	PACKAGE - Back Light Lock Cylinder	1	7096004
	- Back Light Lock Cylinder c/w Keys		
	- GT	H 1	7080315
23-18-0	<u>DOOR LOCK AND REMOTE CONTROL</u>		
23-18-3	DOOR LOCK AND REMOTE CONTROL - RH/LH	1	7204056-7
	Screw - Lock to Door No. 12 x 3/8" Pan Head UNC	8	7200379
	Screw - Remote Control to Door - No. 12 x 3/8" Oval Head UNC	6	7200378
	Lockwasher - 1/4"	6	9086045
	Washer - Plain 1/4"	6	9067112
23-19-0	<u>DECK LID</u>		
23-19-8	LID ASSEMBLY - Rear Engine Compartment	1	7205116
	- GT	H 1	7096121
	Nut - Engine Compartment Lid to Hinge - 1/4" UNF	4	9510041
	Lockwasher - 1/4"	4	9661163
	Washer - Plain 1/4"	4	9068010
23-19-63	BUMPER - Engine Compartment Lid - Upper	2	7204045
	- Lower	2	2216538
23-19-70	CATCH - Rear Engine Compartment Lid Lock RH/LH	1	7201174-5
23-19-74	SUPPORT ASSEMBLY - Engine Compartment Lid	1	7205020
	Screw - Support to Body - 1/4" x 5/8" UNF	1	19504052
	Nut - 1/4" UNF	1	9510041
	Washer - Plain 1/4"	1	9067027
	Lockwasher - 1/4"	1	9661163
23-19-84	HINGE - Rear Engine Compartment Lid	2	7205052
23-19-105	LOCK ASSEMBLY - Engine Compartment Lid - RH/LH	1	7204054-5
	Screw - Lock to Engine Compartment Lid - No. 10 x 1/2"		
	Pan Head UNF	4	39313081
	Washer - Shakeproof - 3/16"	4	9666123
23-19-114	NAMEPLATE - "GT" Rear Engine Compartment Lid - GT	H 1	2797474
	NUT - Stamped	H 3	2798323
	NAMEPLATE - "By Chrysler" Rear Engine Compartment Lid	1	2286471

* Quantity as required.

B Part not listed in any previous Parts Book.

BODY

GROUP 23

PAGE 4

CODE	PART NAME AND DESCRIPTION	QTY.	PART NUMBER
23-19-114 Continued	Clip - Tubular	2	1891807
23-20-0	<u>FLOOR MATS AND SCUFF PLATES</u>		
23-20-8	MAT - Front Floor - Rubber - STANDARD - W/Cable Accelerator	1	7065260
	- W/Pneumatic Accelerator	1	7200248
23-20-29	MAT - Rear Luggage Compartment Floor - Rubber	1	7200229
	Trim Code		
	368 - Black - GT H	1	1630CX1
23-20-41	MAT - Rear Floor - Rubber - STANDARD	1	7200226
23-20-80	MAT - Rear Squab - Rubber	1	7207232
	Trim Code		
	368 - Black - RH/LH - GT H	1	1628-9CX1
23-20-85	MAT - Front - Wheelhouse Cover - Rubber - RH/LH - exc. GT	1	7200227-8
	- Rear - Wheelhouse Cover - Rubber - RH/LH - exc. GT	1	7200286-7
23-20-90	MAT - Sill Cover - Rubber - RH/LH - exc. GT		7200230-1
23-21-0	<u>MIRRORS</u>		
23-21-8	MIRROR - Rear Vision Inside	1	7080242
	Nut - Mirror Retaining	1	7200296
	- GT	1	7210086
	Screw - Mirror to Header Panel - No. 8 x 7/8" Rsd. Hd. UNF ...	2	9763146
	Nut - No. 8 Spire	2	9020244
23-21-9	BRACKET - Rear Vision Mirror	1	7080083
	BUSH - Rubber	1	7200295
23-23-0	<u>OUTSIDE FINISH MOULDINGS</u>		
	See Exterior Moulding Illustrations in front of Group 23.		
23-26-0	<u>TRIM FINISH MOULDINGS</u>		
23-26-33	MOULDING - Front Door Trim - SUPER	1	2791954
	- GT	2	2798147
23-32-0	<u>FLOOR PANS COVERS AND PLUGS</u>		
23-32-17	CHANNEL - Front Suspension Reinforcement	2	7203306
	PLATE - Front Suspension Reinforcement	2	7201466
23-32-22	PANEL - Front Luggage Compartment - Floor	1	7203374
23-32-105	RAIL - Body Side Front - RH/LH Up to B42-1-000236	1	7203340-1
	com B42-1-000237	1	7205056-7

* Quantity as required.

□ Part not listed in any previous Parts Book.

BODY

CODE	PART NAME AND DESCRIPTION	QTY.	PART NUMBER
23-32-105 Continued	RAIL - Body Side - Intermediate RH/LH	1	7203304-5
23-32-108	BRACKET - Front of Front Side Rail RH/LH - Up to B42-1-000236 .. - From B42-1-000237 ..	1 1	7203338-9 7205064-5
23-33-0	<u>INSTRUMENT PANEL</u>		
23-33-10	REINFORCEMENT - Instrument Panel - Up to B42-9-003467 Bolt - Reinforcement to Demister Nozzle - 1/4" x 1.1/8" UNF Washer - Plain 1/4"	1 1 1	7200721 5220693 9067014
	Lockwasher - 1/4"	1	5220723
	Bolt - Reinforcement to Instrument Panel - 1/4" x 3/4" UNF ...	2	5220695
	Washer - Plain 1/4"	1	9067014
	Lockwasher - 1/4"	1	5220723
	Nut - 1/4" UNF	1	9510041
23-33-132	FILLER - Instrument Panel - Up to B42-9-003467	1	7200458
	Screw - Filler Panel Attach - No. 10 x 1/2" Self Tapping ..	3	9774083
	Nut - No. 10 Spire	3	9020046
	Screw - No. 6 x 1/2" Self Tapping	3	9752086
	Nut - No. 6 Spire	2	9020013
	Nut - No. 6 Spire	1	9020010
	Spire Cap - No. 6	3	7200461
23-33-213	BRACKET - Instrument Panel Support	1	7200137
	Screw - Support Bracket to Demister Nozzle - 1/4" x 1/2" UNF	3	5220690
	Washer - Plain 1/4"	3	9067014
	Lockwasher - 1/4"	3	5220723
	Nut - No. 10 Spire	2	9020047
23-33-214	BRACKET - Instrument Panel to Dash Panel - Upper	1	7200348
	- Lower	1	7200502
23-34-0	<u>BODY PANELS</u>		
23-34-27	PANEL ASSEMBLY - Wheelarch - Rear - RH/LH	1	7203394-5
	PANEL - Wheelarch to Floor - Reinforcement - RH/LH	1	7203378-9
23-34-80	PANEL ASSEMBLY - Cowl Side - RH/LH	1	7203016-7
	PANEL - Cowl Side to Front Fender - RH/LH	1	7201166-7
	PANEL - Windshield Opening	1	7206340
23-34-110	PANEL - Dash - Outer - RH/LH	1	7201326-7
	- Dash - Outer Side - RH/LH	1	7203028-9
23-34-120	PANEL ASSEMBLY - Front Door Outside Repair - RH/LH	1	M20203-4
23-34-167	PANEL ASSEMBLY - Rear Engine Compartment - Lower	1	7096051
	NAMEPLATE - "Hillman" - Rear Engine Compartment Lower Panel	1	7204086
	Clip - Nameplate Attach	3	9132944

* Quantity as required.

□ Part not listed in any previous Parts Book.

BODY

GROUP 23
PAGE 6

CODE	PART NAME AND DESCRIPTION	QTY.	PART NUMBER
23-34-234	PANEL - Rear Engine Compartment Side - RH/LH	1	7203108-9
	PANEL - Quarter Light - Lower - RH/LH	1	7203134-5
23-34-235	PANEL ASSEMBLY - Rear Quarter - Outside - RH/LH	1	7205118-9
	PANEL - Pocket Rear Quarter Panel - Inner - RH/LH	1	7201482-3
	MOULDING - Rear Pocket	2	7204110
	CLIP - Moulding Attach	4	7204112
23-34-301	PANEL ASSEMBLY - Roof	1	7201003
23-34-302	EXTENSION - Roof Side Panel - RH/LH	1	7201062-3
23-34-303	PANEL ASSEMBLY - Backlight Opening - Outer	1	7205117
	- Backlight Opening - Inner	1	7203106
23-36-0	<u>PILLARS</u>		
23-36-7	PILLAR - Door Lock - RH/LH	1	7203070-1
	PANEL - Door Lock Pillar - Inner - RH/LH	1	7201122-3
23-39-0	<u>WINDOW REGULATORS</u>		
23-39-5	REGULATOR ASSEMBLY - Window Front Door - RH/LH	1	7096082/3
	BRACKET - Regulator Support	2	7202521
	Screw - Regulator to Support Bracket and Support Bracket to Door - 1/4" x 1/2" UNF	*	39304081
	Washer - Shakeproof - 1/4"	*	9086039
23-40-0	<u>ROOF RAIL</u>		
23-40-85	RAIL ASSEMBLY - Roof Side - Front - RH/LH	1	7201132-3
	- Roof Side - Front - Inner - RH/LH	1	7201140-1
	- Roof Side - RH/LH	1	7201110-1
23-47-0	<u>FRONT SEAT ADJUSTER</u>		
23-47-55	KNOB - Seat Adjuster Latch Control - GT	2	2226789
	CLIP - Knob Attach - GT	2	9133216
	COVER - Seat Adjuster Lever	*	7080188
23-47-75	SPRING - Front Seat Squab Return - RH/LH - GT	2	7080369-70

* Quantity as required.

□ Part not listed in any previous Parts Book.

BODY

CODE	PART NAME AND DESCRIPTION	QTY.	PART NUMBER
23-51-0	<u>SIDE SILL</u>		
23-51-5	PANEL - Body Side Sill - Inner - RH/LH	1	7201310-1
	- Intermediate - RH/LH	1	7201484-5
	- Outer - RH/LH	1	7201064-5
23-54-0	<u>BACKLIGHT</u>		
23-54-2	BACKLIGHT ASSEMBLY - Complete	1	7204009
	Screw - Backlight to Body - No. 10 x 1/2" Pan Hd. UNF	4	39313081
	Washer - 3/16" Plain	4	9067009
	Washer - 3/16" - Shakeproof	4	9666123
23-54-6	LOCK ASSEMBLY - Backlight	1	7205272
	BEZEL - Lock Assembly	1	7204151
	WASHER - Sealing - Lock Assembly	1	7204169
	WASHER - Backing - Sealing Washer	1	7205018
	Screw - Lock to Body - No. 10 x 1/2" Pan Hd. UNF	4	39313081
	Washer - Shakeproof - 3/16"	4	9666123
	PLATE - Backlight Lock Cover	1	7202513
23-54-7	HANDLE - Backlight Opening	1	7204001
	Screw - Handle to Backlight - No. 8 x 5/16" UNF	2	7200448
23-54-12	STRIKER - Backlight Lock	1	7204139
	Screw - Striker to Backlight Frame - No. 10 UNF x 1/4" Pan Hd. UNF	2	39313041
	Washer - Shakeproof - 3/16"	2	9666123
23-54-40	ARM - Backlight Support - RH/LH	1	7204146-7
	Screw - Arm to Backlight Frame - 1/4" UNF Shouldered	2	7204222
	Nut - 1/4" Dome UNF Special	2	7204220
	Washer - Special	2	7204221
	Washer - 5/16" - Shakeproof	2	9664163
	Screw - Arm to Body - No. 10 x 1/2" Pan Hd. UNF	4	39313081
	Washer - 3/16" - Shakeproof	4	9666123
23-59-0	<u>DRAIN TROUGH</u>		
23-59-56	TROUGH - Roof Side - Drain - RH/LH	1	7202002-3
23-59-61	MOULDING - Roof Side - Drain Trough - RH/LH - GT	1	7208022-1
23-61-0	<u>AIR INTAKE</u>		
23-61-103	HOSE - Air Intake	1	2797865
	- Demist	2	2797866
	NOZZLE - Demist	2	2797860
	PACKAGE - Air Intake Flange	1	2797861
23-61-120	BOX ASSEMBLY - Air Intake	1	7203101

* Quantity as required.

⊠ Part not listed in any previous Parts Book.

BODY

GROUP 23
PAGE 8

CODE	PART NAME AND DESCRIPTION	QTY.	PART NUMBER
23-61-120 Continued	BRACE - Intake Box to Hood Lock Platform	1	7203102
	BOX ASSEMBLY - Air Distribution	1	2797859
	Screw - Box Attach- No. 10 x 1/2"	3	161895
	- No. 8 x 3/8"	4	2797867
	Nut - 1/4" UNF	4	120367
	Washer - Plain - 1/4"	3	120391
	Lockwasher - 1/4"	4	115109
23-61-121	MOULDING - Ventilator Backlight Panel - Upper	3	7204136
	CLIP - Moulding to Body	6	7205263
23-63-0	<u>WEATHERSTRIP</u>		
23-63-14	WEATHERSTRIP - Window Belt - Front Door - Inner	2	7204071
	CLIP - Weatherstrip to Door	12	9178589
23-63-15	WEATHERSTRIP - Window Belt - Front Door - Outer	2	7204072
	CLIP - Weatherstrip to Door	12	9130041
23-63-33	WEATHERSTRIP AND WEATHERCORD - Door	2	7065052
	- GT	2	7207424
23-63-100	WEATHERSTRIP - Quarter Window Glass - RH/LH	1	7205022-3
23-63-112	WEATHERSTRIP - Backlight Glass	1	7205173
23-63-122	WEATHERSTRIP - Vent Wing Frame - Front Door (Ventilating) RH/LH	1	7204194-5
	- (Fixed) RH/LH	1	7204062-3
23-63-171	WEATHERSTRIP - Backlight Opening	1	7204088
23-64-0	<u>WINDOWS</u>		
23-64-49	GLASS AND FRAME ASSEMBLY - Front Door Vent Wing	1	7096060-1
	- (Ventilating) RH/LH		
23-64-240	PIN - Pivot Front Door Vent Wing - Upper	2	7080234
	SPACER - Pivot Pin	2	7205090
23-64-242	BRACKET - Front Door Vent Wing - Upper Pivot - RH/LH	1	7204208-9
	- GT - RH/LH	1	7205086-7
	Screw - Bracket to Outer Frame - 2BA x 3/16"	4	7096007
23-64-255	FRAME - Front Door Vent Wing - Less Glass - With Division Bar	1	7096062-3
	- (Ventilating) RH/LH		
	MOULDING - Division Bar Channel - Chrome - (Ventilating)	2	7096058
	- (Fixed)	1	7204026-7
	Screw - Frame to Door (Ventilating) No. 8 x 1/2" Rsd. Hd.	4	7200500
	- Moulding to Door - (Fixed) - Tapping No. 4 x 1/4"		
	Csk. Hd.	2	9761045

* Quantity as required.

□ Part not listed in any previous Parts Book.

BODY

CODE	PART NAME AND DESCRIPTION	QTY.	PART NUMBER
23-64-306	GLASS - Front Door Vent Wing (Ventilating) H	2	7204201
	- (Fixed)	2	7204060
23-64-308	GLASS - Front Door Window	2	7204061
23-64-311	GLASS - Quarter Window	2	7204002
23-64-314	GLASS - Backlight	1	7204158
23-66-0	<u>WINDSHIELD</u>		
23-66-135	GLASS - Windshield	1	7204014
23-66-235	WEATHERSTRIP - Windshield	1	7205133
23-67-0	<u>WINDSHIELD WIPER AND WASHER</u>		
23-67-5	ARM ASSEMBLY - Windshield Wiper	2	7080065
	- GT	2	7080362
23-67-16	BRUSH PACKAGE - Wiper Motor	1	K28491
	- GT	1	7080366
23-67-17	SPRING - Wiper Motor Brush	2	7080062
	- GT	2	7080367
23-67-18	BRACKET - Wiper Mounting	1	7202511
	- GT	1	7105271
	Bolt - Bracket to Body - No. 10 UNF	3	5220227
	Washer - Plain - 3/16"	3	9067008
	Washer - Shakeproof - 3/16"	3	9663122
23-67-25	BLADE ASSEMBLY - Windshield Wiper	2	5037429
	- GT	2	7080363
	REFILL - Insert - Wiper Blade	2	5038202
	- GT	2	7080368
	CAP - Refill- retaining	4	5220189
23-67-79	TUBE - Motor to Pivot	1	7105006
	- GT	1	7105266
	- Pivot to Pivot	1	7105026
	- GT	1	7105268
	- Motor - Extension	1	1044930
	CABLE - Tube - Inner	*	K24062
23-67-86	PIVOT ASSEMBLY - Wiper - RH/LH	2	7105005
	- RH/LH - GT	2	7105237
23-67-87	NUT - Pivot Mounting	2	P45645
	- GT	2	5042613
	- Pivot Cover	4	5040634
23-67-98	MOTOR ASSEMBLY - Windshield Wiper	1	7080067
	- GT	1	7080364
23-67-139	SEAL - Wiper Pivot - Front	2	5039515
	- Rear	2	7080064

Quantity as required.

H Part not listed in any previous Parts Book.

ERRATA SHEET

PAGE 1

CODE	PART NAME AND DESCRIPTION	QTY.	PART NUMBER
	<u>GROUP 1 - ACCESSORIES</u>		
	(Add Following Lines)		
	<u>BRAKE FLUID</u>		
	BRAKE FLUID - Heavy Duty - 45 Gallon Drum	*	2793553
	<u>BRUSHES CAR WASHING</u>		
	BRUSH - Car Washing - With 1/4" BSP Thread Application - Tas., W.A., Vic., S.A.	*	2796880
	- Car Washing - With 3/4" UNC. Thread Application - N.S.W.	*	2796882
	- Car Washing - With 3/4" BSP Thread Application - Queensland	*	2796883
	<u>CABLE AUTOMOTIVE</u>		
	Delete existing Part Numbers and amend Section to read as follows:-		
	CABLE - Single Low Tension(100 ft. Coils).		
	- 3 m.m. - 16 gauge - Yellow	*	2793500
	- Blue	*	2793501
	- Red	*	2793502
	- Green	*	2793503
	- Black	*	2793504
	- White	*	2794868
	- 4 m.m. - 14 gauge - Yellow	*	2793505
	- Blue	*	2793506
	- Red	*	2793507
	- Green	*	2793508
	- Black	*	2793509
	- White	*	2794869
	- 5 m.m. - 12 gauge - Yellow	*	2793510
	- Blue	*	2793511
	- Red	*	2793512
	- Green	*	2793513
	- Black	*	2793514
	- 6 m.m. - 10 gauge - Yellow	*	2793515
	- Blue	*	2793516
	- Red	*	2793517
	- Green	*	2793518
	- Black	*	2793519
	- Single High Tension (100 ft. Coils)		
	- 7 m.m. - Red	*	2793520
	- Black	*	2793521
	- Grey	*	2793522

* Quantity as required.

□ Part not listed in any previous Parts Book.

ERRATA SHEET

PAGE 2

CODE	PART NAME AND DESCRIPTION	QTY.	PART NUMBER
	CABLE - Ignition		
	- 7 m.m. - Blue	*	2793542
	- Yellow	*	2793543
	- 3 m.m. - 16 gauge - Twin Low Tension (100 ft. Coils)	*	2597338
	<u>CABLE BATTERY (UNIVERSAL)</u>		
	CABLE - Battery - 12"	*	2798447
	- 15"	*	2798448
	- 20"	*	2798449
	- 25"	*	2798450
	- 30"	*	2798451
	- 35"	*	2798452
	- 45"	*	2798453
	- 60"	*	2798454
	- Engine to Ground		
	- 12"	*	2798456
	- 15"	*	2798457
	- 20"	*	2798458
	- 25"	*	2798459
	- 30"	*	2798460
	<u>CLAMP - TAIL PIPE</u>		
	CLAMP - (Universal) Tail Pipe	*	2794856
	<u>CUSHION - COOL</u>		
	CUSHION - Cool - Red	*	2794886
	- Blue	*	2794887
	- Green	*	2794888
	- Tan	*	2794889
	<u>JACKS - LIFTING (Mechanical & Hydraulic)</u>		
	JACK - Mechanical	*	2790107
	- Hydraulic - Single Lift	*	2790108
	- Hydraulic - Dual Lift	*	2790109
	<u>LAMP - TROUBLE</u>		
	LAMP - Trouble	*	2796817
	<u>TOW - ROPE</u>		
	TOW - Rope (Wire)	*	2793596

* Quantity as required.

† Part not listed in any previous Parts Book.

GRANITE SHEET

1900

DATE	TIME	PLACE AND DESCRIPTION
1900	10:00	At the base of the granite
1900	10:15	At the base of the granite
1900	10:30	At the base of the granite
1900	10:45	At the base of the granite
1900	11:00	At the base of the granite
1900	11:15	At the base of the granite
1900	11:30	At the base of the granite
1900	11:45	At the base of the granite
1900	12:00	At the base of the granite
1900	12:15	At the base of the granite
1900	12:30	At the base of the granite
1900	12:45	At the base of the granite
1900	13:00	At the base of the granite
1900	13:15	At the base of the granite
1900	13:30	At the base of the granite
1900	13:45	At the base of the granite
1900	14:00	At the base of the granite
1900	14:15	At the base of the granite
1900	14:30	At the base of the granite
1900	14:45	At the base of the granite
1900	15:00	At the base of the granite
1900	15:15	At the base of the granite
1900	15:30	At the base of the granite
1900	15:45	At the base of the granite
1900	16:00	At the base of the granite
1900	16:15	At the base of the granite
1900	16:30	At the base of the granite
1900	16:45	At the base of the granite
1900	17:00	At the base of the granite
1900	17:15	At the base of the granite
1900	17:30	At the base of the granite
1900	17:45	At the base of the granite
1900	18:00	At the base of the granite
1900	18:15	At the base of the granite
1900	18:30	At the base of the granite
1900	18:45	At the base of the granite
1900	19:00	At the base of the granite
1900	19:15	At the base of the granite
1900	19:30	At the base of the granite
1900	19:45	At the base of the granite
1900	20:00	At the base of the granite
1900	20:15	At the base of the granite
1900	20:30	At the base of the granite
1900	20:45	At the base of the granite
1900	21:00	At the base of the granite
1900	21:15	At the base of the granite
1900	21:30	At the base of the granite
1900	21:45	At the base of the granite
1900	22:00	At the base of the granite
1900	22:15	At the base of the granite
1900	22:30	At the base of the granite
1900	22:45	At the base of the granite
1900	23:00	At the base of the granite
1900	23:15	At the base of the granite
1900	23:30	At the base of the granite
1900	23:45	At the base of the granite
1900	24:00	At the base of the granite

ERRATA SHEET

PAGE 3

CODE	PART NAME AND DESCRIPTION	QTY.	PART NUMBER
<u>GROUP 14 - FUEL</u>			
14-54-152	SCREW - Venturi Attach - Solex B30 PIHT-3 Column 3	- Delete ... 1	7080238
		- Add ... 1	7080230
<u>GROUP 19 - STEERING</u>			
19-14-1	JACKET ASSEMBLY - With Top Bush - Up to B42-9-003907	1	7080068
	(Revise Line)		
	- From B42-9-003908	1	7080352
	(Add Line)		
19-15-1	PACKAGE - Inner Shaft	- Up to B42-9-003907	1
		(Revise Line)	7050099
		From B42-9-003908	1
		(Add Line)	7050166
19-31-1	BRACKET - Steering Column Support - Up to B42-9-003907	1	7200160
	(Revise Line)		
	From B42-9-003908	1	7210539
	(Add Line)		
<u>GROUP 23 - BODY</u>			
23-21-16	HEAD ASSEMBLY - Rear View Mirror - Outside	1	2799929
	(Add Line)		
23-21-17	BASE - Mirror - Rear View - Outside	1	2799935
	(Add Line)		
23-21-18	GASKET - Mirror Base - Rear View - Outside	1	2799958
	(Add Line)		
23-34-120	PANEL ASSEMBLY - Front Door - Outside - Repair RH/LH	- Delete ... 1	M20203-4
		- Add ... 1	M20204-3

* Quantity as required.

⊠ Part not listed in any previous Parts Book.

ERRATA SHEET

PAGE 1

DATE

NAME

NO.

1

2

3

4

5

6

7

8

9

10

11

12

13

14

15

16

17

18

19

20

21

22

23

24

25

26

27

28

29

30

**CHRYSLER
PARTS**



1963-67

**HILLMAN
IMP**

PARTS LIST

2798420

PARTS & ACCESSORIES DIVISION



**CHRYSLER
AUSTRALIA LTD.**

Group

INFORMATION	INF
ALPHABETICAL INDEX	AL
PARTS PACKAGES	0
ACCESSORIES	1
FRONT AXLE	2
REAR AXLE	3
HANDBRAKE	4
SERVICE BRAKES	5
CLUTCH	6
COOLING	7
ELECTRICAL	8
ENGINE	9
ENGINE OILING	10
EXHAUST	11
FENDERS	12
FRAME	13
FUEL	14
LUGGAGE HOOD	15
SPRINGS	17
STEERING	19
TRANSAXLE	21
WHEELS	22
BODY	23
NUMERICAL INDEX	NU

00	NUMERICAL INDEX
01	BODY
02	WHEELS
03	TRANSAXLE
04	STEERING
05	SPRINGS
06	LUGGAGE HOOD
07	FUEL
08	FRAME
09	FENDERS
10	EXHAUST
11	ENGINE OILING
12	ENGINE
13	ELECTRICAL
14	COOLING
15	CLUTCH
16	SERVICE BRAKES
17	HANDBRAKE
18	REAR AXLE
19	FRONT AXLE
20	ACCESSORIES
21	PARTS PACKAGES
22	ALPHABETICAL INDEX
23	INFORMATION



CHRYSLER
PARTS



1963-67

HILLMAN

IMP

PARTS LIST

2796430



MODEL IDENTIFICATION

PAGE INF. 1



HILLMAN SUPER IMP



HILLMAN GT

YEAR	MODEL	BODY TYPE AND NUMBER	TRANSMISSION	NO. OF CYL.	C. C. CAP.	ENGINE TYPE	BORE	STROKE	R. A. C. H. P.	COMMENCING ENGINE CHASSIS NO.
1963-65	Mark I	2 Dr. Sed. Std. PM 1	4 Speed Manual	4	875	OHC	2.677"	2.377"	11.46	B42-1 or B42-9 } 500001
1963-65	Mark I	2 Dr. Sed. Super PM 1 - S	4 Speed Manual	4	875	OHC	2.677"	2.377"	11.46	
1966-67	Mark II PA1-L-21	2 Dr. Sed. Std. PA1-L-21-1	4 Speed Manual	4	875	OHC	2.677"	2.377"	11.46	
1966-67	Mark II PA1-M-21	2 Dr. Sed. Super PA1-M-21-1S	4 Speed Manual	4	875	OHC	2.677"	2.377"	11.46	
1967	PB1-H-21	2 Dr. Sed. GT G. T. PB1-H-21-1	4 Speed Manual	4	875	OHC	2.677"	2.377"	11.46	B49-2-900001

At the commencement of 1966-67 build a revised method of Model Designation and Chassis numbering was introduced. This numbering system may be interpreted as indicated below.

SERIAL NUMBER INTERPRETATION

EXAMPLE ---

P	A	1	L	21	1
CAR LINE	SERIES	CHASSIS	PRICE CLASS	BODY TYPE	BODY NO.
P (Hillman Imp)	A	1 4 Cylinder Manual Trans.	L Low Price M Medium Price H High Price	21 2 Dr. Sed.	Commencing From No. 1 Standard No. 1S Super

GENERAL INFORMATION

PAGE INF. 3

This publication contains parts information for 1963-67 Hillman Imp Passenger Vehicles. In the event of replacement parts being required which are not listed in this publication, they may be ordered by description giving the Model and Serial Number of the vehicle to which they apply.

TECHNICAL INFORMATION

The information consolidated into this Parts List includes the following--

- 1) Part Type Code.
- 2) Part Name.
- 3) Part Number.
- 4) Model Application.
- 5) Quantity used per vehicle, where no quantity is shown the number per vehicle is 1 except when shown in parentheses (2).
- 6) Effective points of changes by Vehicle Serial Number, Engine Number or Body Number.
- 7) Description and Dimensions necessary for proper identification of parts.

SYMBOLS

- * An Asterisk in the quantity column indicates "Use As Required".
- ⊠ A Double Box preceding the quantity column indicates new part numbers not previously published.

PART NUMBERS

Right Hand and Left Hand parts which are identified by consecutive part numbers will be listed on the same line, as shown in the following examples--

2-03-3	Knuckle Assy - Steering - RH	1 - 7050052
	Knuckle Assy - Steering - LH	1 - 7050053
<u>Will Read</u>		
2-03-3	Knuckle Assy - Steering - RH/LH	1 - 7050052-3
23-92-5	Panel Assy. - Front Door Trim - RH	1 - 3130CR2
	-LH	1 - 3131CR2
<u>Will Read</u>		
23-92-5	Panel Assy. - Front Door - RH/LH	1 - 3130-1CR2

NOTES

Notes have been added against the part referred to --- to explain model application, serial number breaks, or any further information to identify the part required. The words "Up To" and "From" have been used to signify changes at a certain Serial Number.

TRIM ORDERING INFORMATION

See Preface Page To Group 23 IT - Interior Trim Section

GENERAL INFORMATION

PARTS PACKAGES

Service Parts Packages, containing all parts needed for a specific service operation are listed in their respective groups with related parts. This listing will show adaptability and model application. Often it becomes necessary to know just what parts are contained in a service package. To determine this, refer to the Service Package Section. This section contains a secondary listing of all Service Packages in this Parts List together with a list of every component part of each package. Service Packages in this section are listed numerically by Part Type Code.

Parts included in a Service Package should not be ordered unless they are listed separately in their respective groups.

HOW TO LOCATE PARTS

This Parts List is divided into groups as indicated in the Quick Reference Index on Preface Page. To locate a certain Group use Quick Reference Index. To locate a Part by name use Alphabetical Index.

In the event of the part number and name being unknown but the location of part on vehicle is known refer to Quick Reference Index to locate group in which the part belongs, then refer to the illustrations which appear at the beginning of that group for identification of part by noun name and Part Type Code, reference to which will give you the part number.

STANDARD PARTS (Bolts, Nuts etc.)

The Standard Parts listed in this publication are listed under the Major Parts which they attach and are not coded.

These parts are set in approximately 5/8" from the margin to assist in quick identification between Standard Parts and Major Parts.

Standard Parts which are classified as Major Parts, i. e. Special Bolts, etc., are listed as a normal replacement part.

PART TYPE CODE SYSTEM

A System of PART TYPE CODES is used in this parts list to simplify the listing and locating of individual parts.

To illustrate, a TYPE OF PART will be indicated as---

- 2-07-1 END - Tie Rod
- 2- Indicates the Major Group - "Group 2 --- Front Axle".
- 07 Indicates Sub-Group --- "07 - Steering Knuckle Tie Rod".
- 1 Indicates the code for the specific name of the part --- "END - Tie Rod".

The Part Type Code 2-07-1 will always appear as "END - Tie Rod".

You will note that the first number is the Group Number, viz. 2-Axle- Front. The next number (following the group number) -07 is the Sub-Group Number. Sub-Group Numbers are listed in numerical sequence within each group. The last number (following the sub-group number) -1 is the item number or code for the specific name of the part. These items or code numbers are listed in numerical sequence within each Sub-Group.

Standard Parts used as Major Parts are listed and coded in the Group in which they appear.

VEHICLE SERIAL NUMBERS

The Vehicle Engine and Serial Number is stamped on a Plate located on the LH Side of the Rear Engine Compartment. The Body Number is stamped on the top of the Luggage Hood Locking Platform.

When ordering parts for a specific vehicle if you are not sure of the correct part number always specify the vehicle serial number.

GENERAL INFORMATION

PAGE INF. 5

ILLUSTRATIONS

The illustrations in this Parts List shows the typical construction of the various parts but in all cases may not show the exact shape or detail of the part required, however, these are for the purpose of identifying parts performing the same of similar function.

All illustrations are located at the beginning of each group. The parts are identified on the illustrations by Noun Name and Part Type Code.

The Part Type Code will serve as an index to locate the listing in the book since Part Type Codes are listed in numerical sequence.

ALPHABETICAL INDEX

Reference to any part by sub-group name is provided in the Alphabetical Index. This index indicates the Part Type Code Number.

NUMERICAL INDEX

Reference to any part number listed is provided in the Numerical Index. This Index lists all part numbers in numerical sequence and shows the Part Type Code under which each part is listed.

ALPHABETICAL INDEX

PAGE AL 1

PART NAME	CODE	PART NAME	CODE
A			
ACCELERATOR - Pneumatic	14-02-0	BEARING - Camshaft	9-16-6
ADAPTOR - Booster Hose to Manifold	5-107-3	- Clutch Pedal Shaft	6-38-3
- Engine Front Support		- Clutch Release	6-19-3
Insulator	9-67-19	- Connecting Rod	9-32-1
- Speedometer Drive Pinion	21-85-9	- Crankshaft	9-09-2
- Tube to Brake Booster	5-120-1	- Differential Side Shaft	21-54-1
- Wiper Arm to Pivot	23-67-48	- Input Shaft	21-25-2
ADAPTOR With PIN - Gearshift Cable	21-30-392	- Output Shaft	21-19-0
ADJUSTER - Front Seat	23-47-6	- Rear Wheel	22-07-1
- Steering Gear Thrust Bearing	19-15-58	- Starter Motor	8-52-80
- Vent Wing Clamp	23-64-244	- Steering Column Jacket	19-14-4
AIR CLEANER - Carburettor	14-29-2	- Steering Gear Shaft	19-19-19
AIR HORN - Carburettor	14-47-1	- Steering Gear Thrust	19-15-60
ANCHOR - Shoe Hold-Down Spring	5-26-5	- Transmission Main Drive	
ARM - Backlight Support	23-54-40	Pinion	21-09-5
- Door Check	23-10-1	- Transmission Mainshaft	21-19-2
- Front Hub Speedo Drive	22-30-5	BELLCRANK - Throttle Control	14-14-1
- Lower Control	2-10-6	BELT - Fan and Related Drive	7-03-1
- Pump Operating	14-41-9	BEZEL - Headlamp Switch	8-53-294
- Steering Knuckle	2-05-4	- Ignition and Starter Switch	8-35-85
- Steering Linkage Gear	19-27-2	- Turn Signal and Back-up Lamp	8-56-36
- Steering Linkage Idler	19-27-31	- Windscreen Wiper Switch	23-67-195
- Suspension Rear	17-50-1	BEZEL AND LENS - Speedometer and	
- Turn Signal Switch Operating	8-50-103	Instrument	8-37-90
- Upper Control	2-08-5	BLADE - Windshield Wiper	23-67-25
- Windshield Wiper	23-67-5	BLOCK ASSEMBLY - Fuse	8-15-3
ARM AND BRACKET - Visor	23-103-10	BLOCK With PISTONS - Cylinder	9-02-5
ARM AND LINK - Window Regulator	23-39-18	BODY - Filter Check Valve	10-22-42
ARMATURE - Starter	8-52-120	- Oil Pump	10-07-10
B			
BACKLIGHT ASSEMBLY -	23-54-2	BOLT - Battery Cable Clamp	8-01-11
BAFFLE - Fuel Bowl	14-47-20	- Brake Support Mounting	5-13-9
- Mainshaft Bearing Oil	21-19-20	- Bumper To Support	13-64-5
BALL - Carburettor	14-37-0		13-66-15
BALLSTUD - Accelerator Linkage	14-13-1	- Connecting Rod Cap	9-31-5
BAR - Front Bumper	13-64-3	- Hood Lock Locking	15-13-2
- Radiator Cross	7-33-1	- Idler Arm	19-27-45
- Rear Bumper	13-66-3	- Manifold Heat Valve Weight	9-58-13
- Torsion (Spring)	2-14-3	- Master Cylinder Push Rod	5-47-4
BASE - Air Deflector	23-36-141	- Shock Absorber Mounting	17-23-56
- Jack	13-72-4	- Spare Wheel Anchor	22-20-87
- Oil Filter Mounting	10-26-12	- Spring Centre	17-14-10
BATTERY -	8-01-2	- Steering Column Coupling	19-15-53
		BOOSTER - Power Brake	5-100-2
		BOOT - Brake Master Cylinder	5-40-1
		- Clutch Master Cylinder	6-40-17
		- Clutch Pedal Rod	6-30-10
		- Clutch Slave Cylinder	6-40-55
		- Gearshift Control Lever	21-30-413
		- Wheel Cylinder	5-69-1
		BOW - Roof	23-86-10
		BOWL - Carburettor Float	14-47-10
		BOX ASSEMBLY - Air Intake	23-61-120
		BRACE - Front Crossmember	23-32-31

PART NAME	CODE	PART NAME	CODE
BRACKET - Accelerator Pedal Hinge	14-01-15	BUSHING - Clutch Pedal Shaft	6-38-3
- Accelerator Pedal Spring	14-06-10	- Connecting Rod	9-31-10
- Battery Tray	13-33-62	- Crankshaft Pilot	9-07-12
- Brake and Clutch Pedal	5-31-15	- Cylinder Head Temperature Gauge	8-37-152
- Clutch Pedal Stop	6-38-26	- Distributor Shaft	8-27-132
- Clutch Slave Cylinder	6-40-59	- Front Clutch Retainer	21-133-10
- Distributor Cap Spring	8-27-78	- Horn Ring Spacer	8-33-39
- Door Glass Lift	23-09-52	- Lower Control Arm Shaft	2-10-76
	23-09-58	- Lower Control Arm Strut	2-10-59
- Engine Bellcrank Mounting	14-14-12	- Oil Pump Drive Shaft	10-09-7
- Engine Front Support	9-64-24	- Pump Plunger	14-41-16
- Floor Console	23-38-27	- Reaction Shaft	21-129-23
- Front Licence Plate	8-47-8	- Reverse Idler Gear	21-11-2
- Fuse Block Mounting	8-15-3	- Shock Absorber	17-23-52
- Jack Hold-Down	13-72-6	- Spring Front Pivot	17-17-3
- Oil Cooler to Rear Engine Mounting	10-34-11	- Spring Rear Shackle	17-16-8
- Oil Cooler to Rear Longitudinal Member	10-34-10	- Starter Motor	8-52-80
- Oil Filter Mounting	10-26-12	- Steering Column Jacket Seal	19-14-3
- Oil Filter Support	10-26-48	- Steering Link Idler Arm	19-27-34
- Park Brake Lever Mounting	4-08-3	- Throttle Control Bellcrank	14-14-56
- Rear Crossmember to Rear Floor	23-32-54	- Transmission Extension	21-04-11
- Reverse Light Switch	21-30-329	- Transmission Pump Housing	21-118-47
- Second Seat Back	23-48-99	- Upper Control Arm	2-08-7
- Second Seat Back Hinge	23-48-28	- Wiper Drive Link to Motor End	23-67-132
- Slave Cylinder Tube	6-40-59		
- Spare Wheel Bolt Mounting	22-20-29	C	8-16-3
- Spare Wheel Clamp	22-20-29	CABLE - Accelerator	14-25-11
- Spring Reinforcement	13-53-3	- Automatic Low Tension	1-208-3
- Steering Gear Mounting	19-01-12	- Battery Ground	8-01-4
- Steering Link Idler Arm	19-27-33	- Battery To Starter	8-01-17
- Throttle Lever Cable	14-38-15	- Body to Engine Ground	8-15-4
- Transmission Oil Filter	21-117-3	- Handbrake	4-23-1
- Transmission Push Button Mounting	23-33-213	- Hood Lock Control	15-14-1
- Trunk Lamp Switch	8-13-3	- Ignition Coil Secondary	8-36-49
- Upper Control Arm Mounting	2-08-63	- Spark Plug	8-36-83
- Wiper Motor Mounting	23-67-18	- Throttle Control	14-25-1
BRACKET With SOCKET - Licence Lamp	8-57-10	CABLE ASSEMBLY - Speedometer	21-84-1
BRUSH - Windscreen Wiper Motor	23-67-16	CABLE SET - Ignition H. T.	8-36-1
- Starter Motor	8-52-135	CAM - Distributor	8-27-292
		- Fast Idle	14-45-4
BRUSH AND SPRING - Distributor Cap BULBS -	8-27-85	- Turn Signal Switch Cancelling	8-50-126
	8-44-1		
BUMPER - Engine Rear Support Insulator	9-71-5	CAMSHAFT -	9-15-1
- Floor Pan Cover Seat	23-32-51	CAP - Air Cleaner Connector	14-29-11
- Front and Rear Door	23-08-12	- Clutch Master Cylinder	6-40-38
- Gearshift Slide	21-30-340	- Crankshaft Bearing	9-10-5
- Hood Lock	15-09-4	- Distributor	8-27-71
- Instrument Panel Ash Receiver	23-02-38	- Front Wheel Grease w/Speedo Drive	22-30-1
- Lower Control Arm	2-10-10	- Fuel Tank Filler	14-86-35
- Radiator Grille	7-16-82	- Oil Pressure Relief Valve	10-22-40
- Radiator Yoke to Hood	15-09-4	- Radiator Filler	7-12-1
- Second Seat Back	23-48-93	- Side Sill Outer	23-51-43
- Tailgate Glass	23-54-103	- Vent Valve	10-02-66
- Tailgate Inside Handle	23-54-205	- Wheel Hub	22-08-5
- Tailgate Inside Panel	23-54-50		
BUSHING - Accelerator Pedal Bracket	14-01-30	CARBURETTOR ASSEMBLY -	14-30-1

ALPHABETICAL INDEX

PAGE AL 3

PART NAME	CODE	PART NAME	CODE
CARPET - Front Floor - Rear Floor - Wheelhouse Cover Front RH/LH	23-79-3 23-79-33 23-79-80	CONTACT SET - Distributor CONTROL - Distributor Vacuum - Door Lock Remote	8-27-158 8-27-308 23-18-13
CARRIER - Steering Knuckle CARRIER AND TUBES - Diff CARTRIDGE PACKAGE - Engine Oil Filter CASE - Differential - Transmission	2-03-23 3-03-1 10-26-8 21-51-1 21-03-1	CORE - Radiator CORE AND TANK - Radiator COUNTERSHAFT - Transmission COVER - Brake Adjusting Hole - Carburettor Economizer - Cylinder Head - Differentail Carrier - Front Seat Squab - Front Seat Cushion - Fuse Block - Oil Filter - Oil Pump - Output Shaft Bearing - Rear Seat Squab - Rear Seat Cushion - Solenoid Switch - Spark Plug - Steering Column Shaft Bearing Housing - Steering Gear Shaft - Timing Chain Case - Transmission Case - Universal Joint Dust - Venturi	7-11-3 7-11-3 21-24-2 5-13-35 14-43-9 9-03-28 3-03-29 23-108-16 23-108-5 8-15-13 10-26-26 10-07-7 21-04-8 23-109-4 23-109-36 8-52-338 8-36-117 19-14-24 19-19-24 9-23-5 21-29-3 16-07-4 14-35-42
CATCH - Hood Safety - Vent Wing Handle	15-11-34 23-14-47		
CHAIN - Timing CHANNEL - Glass Run CHOKE ASSEMBLY - Carburettor CLAMP - Air Cleaner - Distributor - Exhaust Pipe - Muffler - Oil Filter - Radiator Hose - Speedometer Cable - Speedometer Pinion Adapter - Steering Column - Vent Wing Tension - Vent Wing Upper Pivot	9-20-1 23-09-0 14-39-45 14-29-15 8-27-19 11-02-1 11-02-1 10-26-49 7-14-10 21-84-7 21-85-61 19-14-35 23-64-242 23-64-237		
CLEANER ASSEMBLY - Carburettor Air CLIP - Accelerator Pedal Hinge Pin - Ball Stud Retainer - Brake Tube - Choke Connecting Rod - Choke Rod - Door Inside Handle - Door Lock Knob - Door Lock Link - Flasher Unit Mounting - Fuel Gauge Ground - Fuel Line Tube - Fuel Tank Vent Tube - Hood Silencer - Oil Cooler Tube - Oil Filter Tube To Support - Rear Spring - Speedometer Pinion - Starter Cable to Manifold - Window Belt Weatherstrip - Wiring	14-29-2 14-01-8 14-13-3 5-56-2 14-39-27 14-65-4 23-14-23 23-18-29 23-18-29 8-50-191 14-72-5 14-90-1 14-86-58 15-03-61 9-46-33 10-27-24 17-15-1 21-85-61 8-01-22 23-63-16 8-15-32	COVER AND PRESSURE PLATE - Clutch CRANKSHAFT ASSEMBLY - CROSSMEMBER - Frame Rear - Front Side Rail - Front Suspension	6-14-1 9-07-5 13-18-4 23-32-17 23-32-17
		CROWN WHEEL AND PINION - CUP - Brake Master Cylinder - Clutch Slave Cylinder Piston - Wheel Cylinder	21-50-0 5-45-1 6-40-53 5-71-1
		CUP AND SPRING - Oil Filter CUSHION - Front Seat - Rear Seat	10-26-16 23-108-4 23-109-35
		CYLINDER - Clutch Master - Clutch Slave - Wheel Brake	6-40-1 6-40-46 5-64-1
		CYLINDER AND KEYS - Ignition Lock - Front Door Lock	8-35-115 23-17-24
		D	
CLUTCH - Starter Drive COIL - Ignition	8-52-41 8-35-4	DAMPER - Crankshaft Vibration DEFLECTOR - Radiator Stone DIAPHRAGM - Carburettor Pump - Choke Vacuum - Economizer - Fuel Pump Airdome	9-13-5 7-35-2 14-41-3 14-39-54 14-43-3 14-77-24
COIL ASSEMBLY - Starter Field COLLAR - Distributor Shaft CONDENSOR - Distributor CONNECTOR - Brake Master Cylinder Tube - Headlamp Sealed Beam - Oil Pump Inlet and Outlet - Vent Valve	8-52-219 8-27-137 8-27-190 5-52-62 8-16-1 10-07-6 10-02-65	DIAPHRAGM PACKAGE - Fuel Pump	14-77-1
CONTACT - Dome Lamp Socket	8-05-31		

PART NAME	CODE	PART NAME	CODE
DISC - Clutch Driving - Filter Check Valve - Transmission Clutch Driving	6-13-1 10-22-8 21-133-36	FUSE - FUSE WIRE - Voltage Regulator	9-17-2 8-15-7 8-28-89
DISTRIBUTOR - Ignition	8-27-1		
DOOR - Front - Headlamp	23-11-1 8-34-40	G	
DOWEL - Cylinder Block to Clutch Housing - Cylinder Block to Bearing Cap	9-02-7 9-46-94 9-02-9	GASKET - Air Cleaner to Carburettor - Air Cleaner Cover - Back-up Lamp Switch - Brake Master Cylinder Mounting - Carburettor To Manifold - Clutch Master Cylinder Cap - Clutch Master Cylinder Mounting - Cylinder Head - Cylinder Head Cover - Differential Cover - Differential Filler Plug - Doorlock Cylinder - Door Outside Handle - Drain Plug - Exhaust Manifold - Exhaust Pipe Flange - Filler Tube Cam - Filter to Base - Filter Check Valve Retainer - Filter Cover - Filter Cover Screw - Filter Spring Retainer - Filter Tube Cap - Front Brake Hose - Fuel Filler Cap - Fuel Pump Flange - Glass Lift Bracket - Intake to Exhaust Manifold - Licence Lamp Lens - Oil Pump to Cylinder Block - Oil Pump Cover - Park and Turn Signal Lens - Park and Turn Signal Lamp To Bumper Bar - Rear Brake Support - Relief Valve Cap - Standpipe Adapter - Tail and Stop Lens - Turn Signal and Back-up Lens - Timing Case Cover - Water Outlet Elbow - Water Pump - Wiper Pivot Mounting	14-29-5 14-29-4 8-56-46 5-39-18 14-30-2 6-40-39 6-40-6 9-03-5 9-03-29 3-03-30 3-03-36 23-17-27 23-14-147 10-24-38 9-50-5 11-06-8 14-86-42 10-26-18 10-22-46 10-26-27 10-26-28 10-26-37 10-26-65 5-62-7 14-86-36 14-74-1 23-09-54 23-09-59 9-50-3 8-57-56 10-07-11 10-07-8 8-50-338 8-50-308 5-13-7 10-22-41 10-26-52 8-55-214 8-56-23 9-23-17 9-05-6 7-44-0 23-67-139
DRAIN COCK - Radiator	7-13-2		
DRIVE ASSEMBLY - Starter Bendix	8-52-13		
DRUM - Rear Brake	22-04-2		
E			
ELBOW - Cylinder Head Water Outlet - Hose to Booster - Oil Cooler Tube - Oil Pressure Switch - Oil Pump Inlet and Outlet	9-05-5 5-107-3 9-46-40 8-53-237 10-07-6		
ELEMENT - Carburettor Air Cleaner	14-29-6		
ELEMENT PACKAGE - Oil Filter	10-26-8		
END - Clutch Master Cylinder Push Rod - Release Fork Rod - Tie Rod	6-40-22 6-24-1 2-07-1		
ENGINE ASSEMBLY - Short	9-01-24		
ESCUTCHEON - Door Lock Control	23-18-49		
EXTENSION - Transmission	21-04-1		
EYEBOLT AND NUT - Clutch	6-18-1		
F			
FACING - Clutch Disc	6-13-4		
FAN ASSEMBLY -	7-02-1		
FASTENER - Door Trim Panel	23-92-8		
FENDER - Front	12-01-5		
FILTER - Air Cleaner - Fuel - Fuel Tank	14-29-6 14-67-1 14-86-85		
FILTER ASSEMBLY - Engine Oil	10-26-6		
FLANGE - Carburettor Throttle - Differential Shaft Coupling	14-33-1 21-55-1		
FLASHER UNIT - Turn Signal	8-50-186		
FLOAT - Carburettor	14-40-1		
FLYWHEEL AND RING GEAR -	9-45-1		
FORK - Starter Clutch - Transmission Gearshift	8-52-46 21-39-3		
FORK AND SPRING - Clutch Release	6-22-1		
FRAME - Radiator Grille - Windshield Opening	7-16-36 23-66-65		
		GASKET PACKAGE - Oil Pan - Valve Re grind - Manifold	10-24-1 9-39-1 9-50-1
		GASKET SET - Carburettor	14-30-3
		GAUGE - Fuel - Fuel Tank - Temperature	8-37-275 14-72-1 8-37-136

ALPHABETICAL INDEX

PAGE AL 5

PART NAME	CODE	PART NAME	CODE
GEAR - Differential Side	3-06-5	HOSE - Radiator Outlet	7-14-5
- Distributor Drive	8-27-352	- Water Pump By-Pass	7-14-9
- First Speed	21-10-3		
- First and Reverse Sliding	21-10-4	HOUSING - Accelerator Pedal Diaphragm	14-01-15
- Flywheel or Torque Converter		- Clutch	6-09-1
Ring	9-45-2	- Distributor	8-27-96
- Fourth Speed	21-10-43	- Dome Lamp	8-05-6
- Oil Pump	10-10-1	- Instrument Panel Ash Receiver	23-02-19
- Reverse Idler	21-11-1	- Licence Lamp	8-57-10
- Transmission Annulus	21-134-38	- Park and Turn Signal Lamp	8-50-312
- Windscreen Wiper Motor	23-67-10	- Speedometer and Instrument	
		Control	8-37-373
GEAR AND HUB - Transmission Synchro.	21-14-2	- Starter Gear	8-52-86
GENERATOR -	8-28-3	- Starter Pinion	8-52-76
GLASS - Backlight	23-64-314	- Steering Column Shaft Bearing	19-14-21
- Door Window	23-64-308	- Transmission Oil Pump	21-118-40
- Front Door Vent Wing	23-64-306		
- Windshield	23-66-135	HUB - Fan Driven Pulley	7-05-1
		HUB AND DRUM ASSEMBLY -Front Brake	22-03-1
GRILLE - Radiator	7-16-11		
GROMMET - Filler Tube To Fuel Tank	14-86-55		
- Speedometer Cable	21-84-37		
- Vent Valve	10-02-61		
- Vent Wing Pivot to Glass	23-64-278		
- Wiper Motor Mounting	23-67-20		
- Wiring	8-30-1		
GUIDE - Door Check Arm	23-10-17		
H			
HANDLE - Backlight Opening			
- Door Outside	23-14-10		
- Door Remote Control	23-14-27		
- Door Window Regulator	23-14-18		
- Door Vent Wing	23-14-53		
- Hood Lock Release	15-11-5		
- Jack	13-72-2		
HEAD - Clutch Master Cylinder	6-40-5		
- Cylinder	9-03-4		
- Starter Commutator End	8-52-176		
HEADLAMP ASSEMBLY -	8-34-1		
HINGE - Deck Lid	23-19-84		
- Door Lower	23-15-3		
- Door Upper	23-15-1		
- Engine Compartment Lid	23-19-84		
- Hood	15-19-2		
- Second Seat Back	23-48-98		
HORN - Carburettor Air	14-47-1		
HORNS -	8-32-2		
HOSE - Choke Diaphragm Vacuum	14-39-65		
- Clutch Slave Cylinder	6-40-41		
- Fuel Line	14-89-57		
- Oil Filter	10-27-12		
- Oil Filter Tube To Engine	10-27-29		
- Wheel Brake	5-62-1		
- Power Brake Booster	5-107-5		
HOSE - Radiator Inlet	7-14-4		

ALPHABETICAL INDEX

PAGE AL 6

PART NAME	CODE	PART NAME	CODE
KNOB - Seat Adjusting Control	23-47-55	LOCKINGSTRIP - Quarto Window	
KNOB With STEM - Headlamp Switch	8-53-296	Weatherstrip	23-63-110
		- Rear Window	
KNUCKLE - Steering	2-03-3	Weatherstrip	23-63-114
		- Windshield Weatherstrip	23-66-239
L		M	
LAMP - Licence	8-57-10	MANIFOLD - Exhaust	9-48-6
- Park and Turn Signal	8-50-303	- Intake	9-48-7
- Tail and Stop	8-55-1		
- Turn Signal and Back-up	8-56-1	MAT - Front Floor	23-20-8
		- Front Wheelhouse Cover RH/LH	23-20-85
LEAD - Distributor Primary	8-27-205	- Heel	23-20-10
		- Rear Floor	23-20-41
LENS - Dome Lamp	8-05-23	- Rear Squab - Rubber	23-20-80
- Licence Lamp	8-57-55		
- Park and Turn Signal Lamp	8-50-335	MIRROR - Inside Rear View	23-21-8
- Tail and Stop Lamp	8-55-195	- Outside Rear View	23-21-3
		- Vanity	23-103-16
LENS AND GASKET PACKAGE - Park and Turn Signal Lamp	8-50-334	MOTOR - Starter	8-52-4
		- Windshield Wiper	23-67-98
LENS AND GASKET PACKAGE - Tail and Stop Lamp	8-55-194		
LEVER - Clutch Release	6-17-1	MOULDING - Fender	12-15-0
- Gearshift	21-30-2	- Hood	15-25-0
- Gearshift Operating	21-42-23	- Interior Garnish	23-22-0
- Gearshift Remote	21-42-11	- Outside Finish	23-23-0
- Handbrake	4-08-1	- Trim Finish	23-26-0
- Reverse Idler Gear Operating	21-41-10	- Ventilator, Backlight Panel	23-61-121
- Throttle Valve	21-139-50	MUFFLER - Exhaust	11-01-1
LEVER AND COLLAR - Choke Shaft	14-39-20	N	
		NEEDLE AND SEAT - Carburettor	14-40-7
LEVER With KNOB - Turn Signal Switch	8-50-129		
LEVER AND PIN - Clutch Pedal Shaft	6-43-11	NOZZLE - Windshield Washer	23-67-246
LINER - Dash	23-31-33	NUT - Accelerator Shaft Bellcrank	14-14-6
LINING - Brake	5-03-1	- Air Cleaner Wing	14-29-15
LINK - Door Handle to Lock	23-18-20	- Brake Support Bolt	5-13-10
- Door Lock Cylinder	23-18-26	- Cable Clamp Bolt	8-01-12
- Door Lock Remote Control	23-18-11	- Clutch Eyebolt	6-18-2
- Steering Centre	19-27-50	- Connecting Rod Bolt	9-31-7
- Windshield Wiper	23-67-79	- Door Armrest Attach	23-76-16
- Choke Diaphragm to Shaft	14-39-64	- Exhaust Manifold Stud	9-48-44
- Hood Lock Handle	15-11-20	- Front Wheel Bearing	22-06-5
- Pump Operating	14-41-8	- Headlamp Adjusting	8-34-179
		- Headlamp Switch Mounting	8-53-271
LOCK - Back Light	23-54-6	- Headlamp Switch Retainer	8-53-312
LOCK CYLINDER - Back Light	23-17-4	- Idler Arm Bolt	19-27-46
LOCK - Door	23-18-5	- Spare Wheel Anchor Bolt	22-20-89
- Engine Compartment Lid	23-19-105	- Starter Mounting	8-52-6
- Front Brake Hose	5-62-20	- Steering Gear Arm	19-27-8
- Governor Body Bolt	21-138-21	- Windshield Wiper Switch Mounting	23-67-161
- Hood	15-11-3	- Wheel Stud	22-05-24
- Manifold Heat Valve Weight	9-58-14		
- Valve Spring	9-39-17		
- Wheel Bearing Nut	22-06-10		

ALPHABETICAL INDEX

PAGE AL 7

PART NAME	CODE	PART NAME	CODE
O			
OIL COOLER -	10-34-3	PIN - Accelerator Pedal Hinge	14-01-12
OILER - Distributor	8-27-100	- Carburettor Float	14-40-4
ORNAMENT - Fender	12-15-0	- Clutch Release Fork	6-22-17
- Steering Wheel Horn	8-33-6	- Clutch Release Lever	6-17-2
OUTPUT SHAFT -	21-16-0	- Distributor Drive Gear	8-27-266
P			
PAD - Brake Pedal	5-28-8	- Door Hinge	23-15-9
- Clutch Pedal	6-39-2	- Gearshift Lever Spring	21-30-2
- Instrument Panel Trim	23-84-3	- Piston	9-36-5
PAN - Clutch Housing	6-10-2	- Pump Rotor Drive	21-118-34
- Front Floor	23-32-22	- Starter Drive To Armature	8-52-38
- Engine Oil	10-24-4	- Throttle Control Bellcrank	14-14-8
PANEL ASSEMBLY - Air Intake Grille	7-16-63	- Transmission Pump Rotor	21-118-34
PANEL - Back Light Opening	23-34-303	- Universal Joint	16-03-7
- Cowl Side	23-34-80	- Vent Wing Handle	23-14-52
- Cowl Side Trim	23-91-6	PINION - Differential	3-07-1
- Cowl Top	23-34-80	- Speedometer Drive	21-85-5
- Door Outside	23-34-120	- Transmission Maindrive	21-09-2
- Door Trim	23-92-5	PIPE - Exhaust	11-05-1
- Engine Compartment Lower	23-34-167	PISTON - Clutch Slave Cylinder	6-40-52
- Engine Compartment Side	23-34-234	- Wheel Cylinder	5-70-1
- Front Grille Surround	7-16-9	PISTON AND LINK - Choke Vacuum	14-39-54
- Hood	15-03-3	PISTON AND PLATE - Step-up	14-43-3
- Instrument	23-33-109	PISTON - With Pin	9-34-5
- Licence Plate Mounting	8-47-75	PIVOT - Clutch Release Fork	6-22-15
- Luggage Compartment Floor	8-47-131	- Vent Wing Upper	23-64-240
- Luggage Compartment Front Lining	23-32-22	- Windshield Wiper	23-67-86
- Luggage Compartment Side Lining	23-96-3	PLATE - Camshaft Sprocket Thrust	9-15-6
- Luggage Compartment Rear Lining	23-96-8	- Clutch Master Cylinder Back	6-40-19
- Parcel Shelf	23-86-10	- Clutch Pressure	6-15-1
- Quarter Light Lower	23-102-1	- Countershaft Lock	21-24-22
- Quarter Outside	23-34-234	- Door Hinge Tap	23-15-13
- Radiator Air Shield	23-34-235	- Hood Lock	15-11-58
- Radiator Grille Lower	7-26-15	- Instrument Panel Finish	23-33-135
- Rear Back Light Trim	7-16-63	- Reverse Idler Shaft Lock	21-12-2
- Rear Upper Pillar Reinforcement Trim	23-86-20	- Side Rail Axle Bumper	17-19-10
- Roof	23-99-8	- Starter Brush	8-52-137
- Side Sill	23-34-301	- Starter Commutator End	8-52-186
- Visor Trim	23-51-5	- Starter to Block Seal	8-52-39
- Wheelhouse	23-103-3	- Sun Gear Shell Thrust	21-133-47
- Windshield Header	23-34-27	- Water Pump Intermediate	7-44-2
PEDAL - Accelerator	23-34-354	PLATE AND SPRING PACKAGE -Synchro.	21-01-20
- Brake	14-01-1	PLUG - Camshaft Rear Bearing	9-16-17
- Clutch	5-27-1	- Carburettor	14-37-0
PILLAR - Body Centre	6-38-1	- Control Arm Balljoint	2-10-64
	23-36-5	- Cowl Top Panel	23-34-81
		- Cylinder Block Core Hole	9-02-16
		- Cylinder Block Oil Line	9-02-17
		- Cylinder Head Core Hole	9-03-18
		- Dash Panel	23-34-116
		- Differential Cover Filler	3-03-35
		- Door Lock Access Hole	23-11-11
		- Floor Pan	23-32-15
		- Oil Pan Drain	10-24-37
		- Regulator Valve	21-139-63
		- Side Sill Front Cap	23-51-45
		- Spark	8-36-114

PART NAME	CODE	PART NAME	CODE
PLUG - Steering Gear Filler	19-02-17	RETAINER - Accelerator Link Balljoint	14-13-5
- The Rod End	2-07-17	- Carburettor Float	14-40-5
- Transmission Drain	21-02-1	- Carburettor Float Pin	14-40-5
- Transmission Filler	21-02-1	- Centre Floor Pan Rear Seat Cushion	23-109-38
- Valve Rocker Shaft	9-43-19	- Choke Connecting Rod	14-39-12
PLUNGER - Carburettor Pump	14-41-3	- Clutch Piston Spring	21-133-22
- Oil Pressure Release Valve	10-22-11	- Crankshaft Bearing Seal	9-11-7
PULLEY - Fan Drive	7-06-1	- Door Hinge Roller Grease	23-15-32
- Fan Driven	7-06-14	- Door Lock Cylinder	23-17-28
PUMP ASSEMBLY - Engine Oil	10-07-6	- Door Remote Link To Panel	23-18-35
PUMP PACKAGE - Fuel	14-73-1	- Drum to Axle Shaft	22-04-14
- Water	7-42-1	- Filter Check Valve	10-22-17
- Windshield Washer	23-67-252	- Fuel Tank Gauge	14-72-47
		- Headlamp Door	8-34-63
		- Headling	23-86-19
		- Hood Lock Spring	15-11-26
		- Licence Lamp Lens	8-57-53
		- Maindrive Pinion Bearing	21-09-29
		- Rear Floor Cover Panel	23-32-106
		- Reflector	8-55-222
		- Second Seat Back	23-48-19
		- Second Seat Back Spring	23-48-43
		- Steering Column Shaft Seal	19-15-81
		- Steering Wheel Ornament	8-33-5
		- Valve Spring	9-39-16
		- Valve Rocker Shaft	9-43-11
		- Windshield Wiper Link	23-67-80
		RETAINER AND DIVISION CHANNEL - Vent Wing	23-63-127
		RHEOSTAT PACKAGE - Headlamp Switch	8-53-265
		RIM - Headlamp	8-34-40
		RING - Clutch Torque Shaft Snap	6-52-12
		- Input Shaft Seal	21-129-7
		- Output Shaft Seal Stop	21-05-18
		- Park and Turn Signal Lens Retainer	8-50-315
		- Piston Pin Retaining	9-36-7
		- Reaction Shaft Support	21-129-13
		- Sealed Beam Retaining	8-34-180
		- Slave Cylinder Piston Stop	6-40-54
		- Speedometer Pinion Adapter	21-85-24
		- Starter Pinion Stop	8-52-68
		- Synchronizer Stop	21-14-19
		- Transmission Input Shaft	21-129-7
		- Wheel Trim	22-01-41
		- Window Regulator to Shaft	23-39-8
		RING AND FEED CABLE - Horn Contact	8-33-121
		RING SET - Piston	9-35-1
		ROCKER - Intake and Exhaust Valve	9-43-1
		ROD - Accelerator	14-41-9
		- Accelerator Pedal to Ballcrank	14-07-1
		- Bowl Vent Control	14-41-53
		- Brake Reaction	17-30-1
		- Choke Diaphragm Connecting	14-39-64
		- Clutch Master Cylinder Push	6-40-21
		- Clutch Pedal	6-50-1
RACK AND PINION -	19-01-8		
RAIL - Front Side	23-32-105		
- Quarter Inner Lower	23-04-19		
- Rear Side	23-32-105		
- Roof	23-40-85		
RECEIVER - Instrument Panel Ash	23-02-18		
REFILL - Windshield Wiper Blade	23-67-25		
REGULATOR - Door Window	23-39-5		
- Instrument Voltage	8-37-2		
REINFORCEMENT - Floor Pan Rear Crossmember	23-32-70		
- Floor Seat Guide	23-32-27		
- Front Side Rail	23-32-115		
- Pedal Boot Rod	6-50-12		
- Roof Rail	23-40-86		
- Side Rail To Sill	23-32-115		
- Side Sill	23-51-6		
- Tray Floor	23-04-33		
- Wiper Motor Mounting	23-67-129		
RELAY - Horn	8-33-164		
- Starter	8-52-328		
REPAIR PACKAGE - Brake Master Cylinder	5-39-1		
- Carburettor	14-30-4		
- Clutch Master Cylinder	6-40-3		
- Clutch Slave Cylinder	6-40-44		
- Power Brake Booster	5-120-1		
- Water Pump	7-42-4		
- Wheel Cylinder	5-63-1		
RESERVOIR - Windshield Washer	23-67-240		
RESISTOR - Ignition Coil Primary	8-35-22		

ALPHABETICAL INDEX

PAGE AL 9

PART NAME	CODE	PART NAME	CODE
ROD - Clutch Release Fork	6-24-1	SEAL - Brake Support Steering Knuckle	5-13-2
- Clutch Slave Cylinder, Push	6-40-47	- Bumper Bar to Panel	13-66-116
- Connecting	9-31-4	- Clutch Housing Pan	6-10-10
- Door Handle to Lock	23-18-20	- Clutch Torque Shaft	6-52-17
- Door Lock to Cylinder	23-18-26	- Clutch Pedal Bearing	6-38-7
- Fast Idle Cam	14-45-10	- Crankshaft Rear Bearing Oil	9-11-1
- Floor Gearshift Control	21-30-418	- Dash Panel to Fender Splash	
- Step-up	14-43-4	Shield	12-04-23
- Valve Push	9-42-1	- Differential Pinion Oil	3-22-45
ROLLER - Accelerator Pedal Shaft	14-11-39	- Distributor to Block	8-27-4
- Countershaft Bearing	21-25-2	- Dome Lamp	8-05-10
- Door Hinge Lower	23-15-6	- Deck Opening Lower to Bumper	23-34-181
- Mainshaft Pilot	21-17-2	- Door Opening Corner	23-63-33
- Reverse Idler Gear	21-11-2	- Door Pocket	23-11-57
- Universal Joint	16-03-3	- Front Wheel Hub Dust	22-06-18
ROTOFLEX COUPLING - Axle Drive	21-55-5	- Fuel Tank Gauge	14-72-9
ROTOR - Distributor	8-27-300	- Gearshift Cable	21-30-390
- Oil Pump Outer	10-14-18	- Gearshift Lever Shaft	21-42-31
RUN - Door Window Glass	23-42-0	- Hood To Cowl	15-03-5
		- Idler Arm Stud	19-27-40
		- Ignition and Starter Switch	8-35-62
		- Lower Control Arm Balljoint	2-10-66
		- Main Drive Pinion Oil	21-09-30
		- Oil Indicator Lamp	3-37-89
		- Output Shaft Oil	21-05-12
		- Pedal Shaft Bracket	14-11-4
		- Release Fork	6-22-4
		- Spark Plug Tube	8-36-137
		- Speedometer Cable Adapter	21-84-28
		- Steering Column to Floor	23-31-124
		- Steering Column Jacket to Support	19-14-68
		- Steering Column Jacket to Tube	19-14-68
		- Steering Column Shaft	19-15-28
		- Steering Gear Shaft	19-19-35
		- Throttle Lever Shaft	21-139-47
		- Timing Case Cover Oil	9-23-18
		- Transmission Output Shaft	21-05-12
		- Upper Control Arm Balljoint	2-08-61
		- Water Pump	7-46-1
		SEALED BEAM UNIT -	8-34-175
		SECTOR - Handbrake Lever	4-12-1
		SENDING UNIT - Temperature Gauge	8-37-155
		SEPARATOR - Spark Plug Cable	8-36-14
		SHAFT - Accelerator Torque	14-11-1
		- Axle Drive	21-55-10
		- Differential Side	21-53-0
		- Distributor	8-27-250
		- Floor Gearshift	21-30-440
		- Lower Control Arm	2-10-61
		- Main Drive	21-09-2
		- Rear Axle	3-32-1
		- Starter Pinion	8-52-89
		- Steering Column	19-15-4
		- Steering Gear	19-19-4
		- Transmission Input	21-129-5
		- Transmission Main	21-16-3
		- Transmission Output	21-05-1
		- Transmission Reaction	21-129-10
		- Valve Rocker	9-43-9
SCREW - Brake Adjusting	5-20-1		
- Brake Tube Vent	3-02-20		
- Brake Bleeder	5-67-1		
- Carburettor (Various)	14-54-0		
- Clutch Cover Flywheel	6-14-10		
- Crankshaft	9-07-8		
- Cylinder Head	9-03-10		
- Door Hinge Attach	23-15-10		
- Door Lock Attach	23-18-6		
- Door Regulator Handle	23-14-18		
- Door Remote Handle	23-14-27		
- Front Suspension Crossmember	23-32-18		
- Gearshift Housing to Tube	19-46-11		
- Headlamp Adjusting	8-34-178		
- Headlamp Door Attach	8-34-96		
- Idle Mixture	14-45-1		
- Mirror to Bracket	23-21-8		
- Oil Filter Cover	10-26-30		
- Park and Turn Signal Lens	8-50-337		
- Pressure Adjusting	21-139-74		
- Slave Cylinder Bleeder	6-40-57		
- Speedometer Mounting	8-37-387		
- Tail and Stop Lens	8-55-209		
- Transmission Mounting	21-03-23		
- Transmission Pump Housing	21-118-55		
- Turn Signal and Back-up Lens	8-56-10		
- Turn Signal Switch Lever			
Mounting	8-50-130		
- Valve Rocker Adjusting	9-43-3		
- Vent Wing Clamp	23-64-247		
SCUFF PLATE - Door Sill	23-20-14		
SEAL - Accelerator Torque Shaft	14-11-4		
- Bearing Cap Oil	9-10-2		

ALPHABETICAL INDEX

PART NAME	CODE	PART NAME	CODE
SHAFT AND BRACKET - Accelerator Pedal	14-11-1	SOCKET AND CABLE - Park and Turn	
SHAFT With BEARING - Water Pump	7-45-3	Signal Lamp	8-50-349
SHAFT With GEAR - Oil Pump and		-- Tail and Stop	
Distributor Drive	10-09-5	Lamp	8-55-57
SHAFT AND LEVER - Choke	14-39-6	- Trunk Lamp	8-13-1
- Throttle	14-38-12		
SHAFT AND PIN - Clutch Torque	6-52-1	SPACER - Choke Connector Rod	14-39-12
SHAFT AND ROTOR - Oil Pump	10-07-3	- Countershaft Bearing	21-25-4
		- Door Inside Handle	23-14-24
		- Door Lock Striker	23-08-54
SHELL - Sun Gear Driving	21-133-42	- Economizer Stem	14-43-4
		- Fan	7-02-16
SHIELD - Brake Tube Exhaust Pipe	5-53-40	- Gearshift Cable	21-30-393
- Crossmember Side Rail Splash	23-32-110	- Hood Hinge	15-19-3
- Dash Panel to Fender	12-04-4	- Hood Moulding	15-25-17
- Door Lock Striker	23-08-76	- Side Rail Axle Bumper	17-19-3
- Fender Side	12-04-4	- Steering Column Jacket Bearing	19-14-15
- Headlamp Splash	12-04-4	- Steering Wheel Ornament	8-33-23
- Oil Pump Splash	10-07-14	- Valve Spring	9-39-21
- Radiator Air	7-26-15		
- Valve Stem Oil	9-39-14	SPARK PLUG -	8-36-114
SHIM - Synchro. Adjuster	21-14-21	SPEEDOMETER -	8-37-372
SHOCK ABSORBER -	17-23-3		
SHOE AND LINING - Brake	5-03-5	SPRING - Accelerator Pedal Return	14-06-1
		- Brake Drum Dampener	22-04-11
SHROUD - Fan	7-08-2	- Brake Pedal Return	5-34-1
		- Brake Shoe Return	5-03-23
SIDE GEAR - Differential	21-52-1	- Carburettor	14-36-0
		- Clutch Pressure	6-16-1
SLEEVE - Gearshift Interlock	21-34-45	- Clutch Release Fork	6-22-19
- Pump Push Rod	14-41-16	- Clutch Release Fork Return	6-27-5
		- Clutch Release Lever	6-17-8
SLEEVE AND HUB - Transmission Synchro.	21-14-2	- Clutch Release Over Centre	6-35-1
SLEEVE With BEARING - Clutch	6-19-2	- Clutch Release Rod	6-24-6
		- Coil Front	17-01-3
SLINGER - Crankshaft Oil	9-07-17	- Coil Rear	17-11-3
- Maindrive Pinion Oil	21-09-19	- Distributor Cap Attach	8-27-76
- Water Pump Shaft	7-45-7	- Door Regulator Handle	23-14-21
		- Door Remote Handle	23-14-21
SNAP RING - Annulus Gear	21-134-40	- Door Window Regulator	23-39-2
- Clutch Piston Spring	21-133-25	- Filter Check Valve	10-22-53
- Gearshift Cable Adapter Pin	21-30-397	- Fuel Pump Rocker Arm	14-79-4
- Input Shaft	21-129-7	- Gearshift Slide	21-30-345
- Maindrive Pin Bearing	21-09-23	- Intake and Exhaust Valve	9-39-15
- Mainshaft Bearing	21-19-15	- Lock Latch To Pawl	15-11-38
- Mainshaft Pilot Bearing	21-17-7	- Lock Safety Catch	15-11-38
- Output Shaft	21-05-19	- Manifold Heat Control Valve	9-59-13
- Output Shaft Bearing	21-05-8	- Master Cylinder Piston Return	5-46-1
- Speedometer Drive Gear	21-85-10	- Oil Pressure Relief Valve	10-22-15
- Steering Column Shaft	19-14-16	- Park Brake Lever Return	4-19-1
- Synchro. Clutch Gear	21-14-20	- Park Brake Pawl	4-13-10
		- Parking Lock	4-10-3
SOCKET - Back-up Lamp	8-56-34	- Pedal To Bellcrank Rod	14-07-15
- Dome Lamp	8-05-12	- Release Bearing Return	6-20-14
- Hi-Beam Indicator Lamp	8-39-15	- Seat Adjust Lever	23-47-75
- Licence Lamp	8-57-79	- Seat Adjuster Tension	23-47-26
- Oil Indicator Lamp	8-37-88	- Starter Brush	8-52-139
- Park and Turn Signal Lamp	8-50-349	- Synchronizer Stop Ring	21-14-15
- Speedometer and Instrument		- Vent Cap	10-02-67
Lamp	8-41-36	- Wheel Cylinder Piston	5-71-2
- Tail and Stop Lamp	8-55-57		
- Turn Signal and Back-up Lamp	8-56-34	SPRING SET - Distributor Governor	8-27-277
- Turn Signal Indicator Lamp	8-50-156		

PAGE AL 11

PART NAME	CODE	PART NAME	CODE
SPROCKET - Camshaft - Crankshaft	9-17-5 9-08-5	SUPPORT - Transmission Annulus Gear - Wheel Brake	21-134-36 5-13-1
SQUAB - Front Seat - Rear Seat	23-108-12 23-109-3	SWITCH - Back-up Lamp - Dimmer - Door Automatic Lamp - Headlamp - Horn - Ignition and Starter - Lower Oil Pressure - Starter Solenoid - Stop Lamp - Turn Signal - Windshield Wiper	8-56-2 8-53-150 8-12-2 8-53-270 8-33-90 8-35-59 8-53-327 8-52-330 8-58-60 8-50-82 23-67-160
STANDPIPE With VALVE - Oil Filter STARTER MOTOR ASSEMBLY -	10-26-46 8-52-4	SWITCH PLATE - Wiper Motor	23-67-164
STOP - Clutch Master Cylinder Piston - Clutch Pedal - Front Door Window - Instrument Panel Ash Receiver - Manifold Heat Control Valve	6-40-33 6-38-23 23-64-12 23-02-29 9-62-1	SYNCHRONIZER UNIT - Transmission	21-14-1
STRAINER - Transmission Oil Pump STRAINER With PIPE - Oil	21-117-1 10-23-7		
STRAP - Battery Hold-down - Fuel Tank Support - Rear Squab	13-34-3 14-88-21 23-109-120	T	
STRIKER - Back Light Lock - Door Lock - Hood Lock	23-54-12 23-08-60 15-13-2	TANK - Fuel TAPPET - Valve TEE - Brake Tube	14-86-1 9-41-4 5-58-1
STRIP - Headlining Retainer	23-86-19	TERMINAL - Spark Plug Cable - Wiring	8-36-95 8-16-4
STRUT - Clutch Housing Cylinder Block - Clutch Release Lever - Lower Control Arm - Pedal Bracket Support - Steering Column To Windshield Frame	6-09-11 6-17-11 2-10-58 5-31-8 19-14-29	THERMOSTAT - THERMOSTAT - Manifold Heat Control Valve	7-41-4 9-58-5
STUD - Battery Hold-down - Clutch Torque Shaft Pivot - Fender To Pillar - Fuel Tank Support - Intake and Exhaust Manifold - Shock Absorber Mounting - Starter Mounting - Throttle Control Bellcrank - Wheel Hub	13-36-5 6-52-10 12-01-12 14-88-27 9-48-12 17-23-56 8-52-5 14-14-20 22-05-14	TIE RODS -	2-07-26
SUPPORT - Annulus Gear - Arm, Front Suspension - Axle Drive Pinion Bumper - Dash Panel Fender Shield - Dome Lamp Housing - Front Bumper Bar - Glass Run Channel - Glass Run Channel Lower - Hood Lock Vertical - Output Shaft - Rear Bumper Bar - Oil Filter Tube - Park Brake Cable - Quarter Inside Panel - Quarter Panel To Wheelhouse - Steering Column Jacket - Steering Column Shaft Seal - Transfer Plate	21-134-36 2-08-10 17-19-20 23-34-117 8-05-28 13-64-4 23-64-273 23-09-47 15-11-46 21-05-25 13-66-16 10-27-23 4-23-7 23-34-238 23-34-22 19-14-10 19-15-82 21-139-154	TRANSAXLE ASSEMBLY - TRAY - Battery Support TRIM - Luggage Compartment TROUGH - Roof Drain TUBE - Booster to Tee - Fuel Filter to Carburettor - Fuel Tank Filler - Fuel Tank Vent - Idle Orifice - Main Vent - Master Cylinder to Booster - Master Cylinder to Hose RH - Master Cylinder to Tee - Oil Filter - Oil Level Indicator - Rear Axle Brake - Spark Plug - Tee to Hose LH - Tee to Rear Hose - Tie Rod - Transmission Oil Cooler - Transmission Oil Filler	21-02-0 13-33-61 23-96-0 23-59-56 5-52-12 14-85-1 14-86-40 14-86-50 14-44-1 14-44-3 5-52-10 5-53-34 5-52-10 10-27-12 10-03-7 5-54-1 8-36-136 5-53-34 5-53-26 2-07-2 9-46-27 21-119-15
		U	
		UNIT - Sealed Beam	8-34-175

ALPHABETICAL INDEX

PART NAME	CODE	PART NAME	CODE
UNIVERSAL JOINT -	21-55-15	WORM AND BALL NUT - Steering Gear	19-15-21
V			
VALVE - Brake Line Residual	5-05-38		
- Brake Master Cylinder	5-43-1		
- Carburettor Bowl Vent	14-47-5		
Carburettor Choke	14-39-1		
- Carburettor Throttle	14-38-4		
- Crankcase Vent	10-02-62		
- Exhaust	9-39-6		
- Idle Mixture	14-45-1		
- Intake	9-39-5		
- Manifold Heat Control	9-58-1		
- Oil Pump Non-Return	10-07-18		
- Windshield Washer, Non-Return	23-67-242		
VENT - Brake Tube Rear Axle	3-02-20		
- Transmission	21-02-6		
W			
WASHER - Annulus Support Thrust	21-134-45		
- Clutch Release Rod	6-24-7		
- Clutch Torque Shaft	6-52-15		
- Front Clutch Thrust	21-133-65		
- Maindrive Pinion Bearing	21-09-25		
- Mainshaft Bearing	21-19-16		
- Shock Absorber Bushing	17-23-53		
- Sun Gear Shell Thrust	21-133-48		
- Wheel Bearing Thrust	22-06-14		
- Window Regulator Stud	23-39-12		
- Windshield Wiper Link	23-67-81		
	23-67-82		
WEATHERSTRIP - Back Light Glass	23-63-112		
- Quarter Window Glass	23-63-100		
- Vent Wing	23-63-126		
- Window Belt	23-63-14		
- Windshield Glass	23-66-235		
WEATHERSTRIP & WEATHERCORD - Door	23-63-33		
WEIGHT - Wheel Balance	22-09-1		
WELL - Carburettor Main	14-43-20		
WHEEL - Road	22-01-5		
- Steering	19-30-4		
WIRE - Seat Adjuster Latch	23-47-66		
WING NUT - Air Cleaner Clamp	14-29-15		
WIRING ASSEMBLY - Chassis and			
Instrument Panel	8-15-2		
- Door Courtesy Light			
Switch	8-15-52		
- Headlamp	8-34-222		
- Horn	8-15-24		
- Neutral Starter Switch	8-15-52		

PARTS PACKAGES

GROUP 0

PAGE 1

CODE	PART NAME	PART NO.	CODE	PART NAME	PART NO.
2-04-1	PACKAGE - KING PIN	7050032	5-39-1	PACKAGE - BRAKE MASTER CYLINDER REPAIR	7080031
	Consists of--			Consists of--	
	2 - Washer - Thrust	7102084		1 - Boot	---
	2 - Pad - Thrust	7102085		2 - Cups	---
	2 - Ring - Sealing Upper	7102086		1 - Circlip	---
	2 - Ring - Sealing Lower	7102087		1 - Washer	---
	2 - Pin - Cotter	1101105		1 - Tube Solution	---
	2 - Washer - 1/4" Plain	9067014			
	2 - Nuts - 1/4" UNF	9510040			
	4 - Bush - King Pin	7102094	5-63-1	PACKAGE - FRONT WHEEL CYLINDER REPAIR	7080020
	4 - Disc - Sealing	9808210		Consists of--	
				4 - Seal - Gland	---
2-04-1	PACKAGE - KING PIN	7050120		4 - Cover - Dust	7080191
	Consists of--			4 - Cap - Dust Bleeder Screw	K21836
	2 - Washer - Thrust	7102823			
	2 - Pad - Thrust	7102085	5-63-1	PACKAGE - REAR WHEEL CYLINDER REPAIR	7080021
	2 - Ring - Sealing - Upper	7102086		Consists of--	
	2 - Ring - Sealing - Lower	7102087		2 - Seal	5041276
	4 - Disc - Sealing	9808210		2 - Cover - Dust	7080192
	2 - Pin - Cotter	1101105		2 - Retainer - Dust Cover	7080193
	2 - Washer - 1/4" Plain	9067014		2 - Cap - Dust Bleeder Screw	K21836
	2 - Nut - 1/4" UNF	9510040			
	4 - Bushes - King Pin	7102825	5-100-1	PACKAGE - SERVO REPAIR	5042973
5-03-1	PACKAGE - BRAKE LININGS	7054102		Consists of--	
	Consists of--			1 - Piston - Output	---
	4 - Linings			1 - Seal - Output Piston	5030686
5-03-1	PACKAGE - BRAKE LININGS	7080359		1 - Seal - Gland - Piston Rod	9109007
	Consists of--			1 - Seal - (small) Piston	5041204
	4 - Linings			1 - Seal - (large) Piston	5040288
5-21-13	PACKAGE - ADJUSTER UNIT REPAIR	5041092		1 - Circlip - Piston Abutment	5040279
	Consists of--			1 - Gasket - Vacuum Pipe to Cylinder	5039385
	4 - Tappets	---		1 - Grommet - Rubber - Vacuum Pipe	9119530
	2 - Screw - Adjusting	---		1 - Gasket - Clamping Plate	5037760
	1 - Tube Solution	---		3 - Washer - 11/16" Copper	9077015
5-26-10	PACKAGE - BRAKE SHOE HOLD DOWN (FRONT)	7080011		1 - Locking Ring - Vacuum Piston Seal	5041113
	Consists of--			1 - Gasket - End Cover to Cylinder Body	5041116
	4 - Pins	---	5-100-1	PACKAGE - SERVO PISTON REPAIR	5041117
	4 - Springs	---		Consists of--	
5-39-1	PACKAGE - BRAKE MASTER CYLINDER REPAIR	7080032		1 - Plug	5039388
	Consists of--			1 - Piston - Valve Operating & Servo	5039332
	2 - Cups	---		1 - Spring - Operating Piston	---
	1 - Circlip	---		1 - Circlip - Operating Piston	9206014
	1 - Boot	---		1 - Abutment - Operating Piston	5039329
	1 - Washer	---		1 - Retainer - Operating Piston	5039330
	1 - Tube Solution	---	6-40-44	PACKAGE - CLUTCH SLAVE CYLINDER REPAIR	7080034
				Consists of--	
				1 - Boot	---
				1 - Cup	---

PARTS PACKAGES

CODE	PART NAME	PART NO.	CODE	PART NAME	PART NO.
6-60-2	PACKAGE - CLUTCH MASTER CYLINDER REPAIR	7080032		2 - Gaskets - Carburettor to Manifold	7100453
	Consists of--			1 - Gasket - Water Outlet Pipe to Cylinder Head	7100297
	2 - Cups	---		1 - "O" Ring - Cylinder Head to Cylinder Block	9107005
	1 - Circlip	---	14-30-3	PACKAGE - CARBURETTOR GASKET	2798634
	1 - Boot	---		Consists of--	
	1 - Washer	---		1 - Gasket	7080341
	1 - Tube Solution	---		1 - "O" Ring	K26381
7-42-1	PACKAGE - WATER PUMP REPAIR	7050105		1 - "O" Ring	5043226
	Consists of--			1 - "O" Ring	5043230
	1 - Shaft and Impellor Assembly	7100677		1 - Washer	9077071
	1 - Gasket - Water Pump Body	7100136		1 - Washer	5057814
	2 - Bearing - Water Pump Shaft	9198018		1 - Washer	5043232
	2 - Seal - Water Pump	7100450		1 - Washer	5043229
	2 - Slinger - Shaft	7100281	14-30-3	PACKAGE - CARBURETTOR GASKETS	7080185
	2 - Key - Water Pump Shaft	5200253		Consists of--	
	1 - Circlip - Bearing Retainer	9204021		1 - Gasket - Air Horn	---
7-42-1	PACKAGE - WATER PUMP REPAIR	7050154		1 - Gasket - Float Chamber	---
	Consists of--			1 - Washer - Needle and Seat	---
	1 - Shaft and Impellor Assembly	7100825		1 - Washer - Main Jet Plug	---
	1 - Gasket - Water Pump Body	7100136	14-30-3	PACKAGE - CARBURETTOR GASKETS	7080279
	1 - Bearing - Water Pump Shaft	9198018		Consists of--	
	2 - Seal - Water Pump	7054190		1 - Gasket - Air Horn	---
	1 - Slinger - Shaft	7100750		1 - Gasket - Float Bowl	---
	1 - Key - Water Pump Shaft	7100829		1 - Washer - Needle and Seat	---
	1 - Circlip - Bearing Retainer	9204021		1 - Washer - Main Jet Plug	---
9-01-5	PACKAGE - ENGINE TOP OVERHAUL GASKET SET	7054189	14-30-4	PACKAGE - CARBURETTOR REPAIR	7080181
	Consists of--			Consists of--	
	1 - Gasket - Cylinder Head	7100367		1 - Set - Gasket	7080185
	1 - Gasket - Manifold	7100313		1 - Needle and Seat	5040465
	4 - Seal - Valve Stem	7100318		1 - Jet - Main	---
	1 - Gasket - Cylinder Head Cover	7100061		1 - Jet - Idle	5102489
	1 - Gasket - Fuel Pump to Cylinder Head Cover	7100219		1 - Jet - Idle Air Bleed	5102695
	1 - Gasket - Carburettor to Intake Manifold	7100118		1 - Screw - Idle Mixture	K11431
	1 - Gasket - Water Outlet Pipe to Cylinder Head	7100297		1 - Spring - Idle Mixture Screw	K11432
	1 - Gasket - Actuator Unit to Intake Manifold	7100183		1 - Arm - Float	K25996
	1 - "O" Ring - Cylinder Head to Cylinder Block	9107005		1 - Spindle - Float	K25995
9-01-5	PACKAGE - ENGINE TOP OVERHAUL GASKET SET	7050109		1 - Rod and Lever - Pump	7080174
	Consists of--		14-30-4	PACKAGE - CARBURETTOR REPAIR	7080225
	1 - Gasket - Cylinder Head	7100367		Consists of--	
	1 - Gasket - Manifold	7100492		1 - Set - Gasket	7080185
	4 - Seal - Valve Stem	7100318		1 - Needle and Seat	5040465
	1 - Gasket - Cylinder Head Cover	7100061		1 - Jet - Main	---
	1 - Gasket - Fuel Pump to Cylinder Head Cover	7100219		1 - Jet - Idle	5102489
				1 - Jet - Idle Air Bleed	5102703

PARTS PACKAGES

GROUP 0

PAGE 3

CODE	PART NAME	PART NO.	CODE	PART NAME	PART NO.
14-30-4	1 - Screw - Idle Mixture	K11431		2 - Gaskets - Valve and Seat	
Continued	1 - Spring - Idle Mixture Screw	K11432		Assembly	K29656
	1 - Arm - Float	K25996		2 - Valve and Seat	K19263
	1 - Spindle - Float	K25995		1 - Diaphragm	K19776
	1 - Rod and Lever - Pump	7080232		1 - Gasket - Fuel Pump Flange	7100219
	1 - Spring - Pump Rod	5040453			
14-30-4	PACKAGE - CARBURETTOR REPAIR	7080073	16-03-1	PACKAGE - UNIVERSAL JOINT	5038495
	Consists of--			Consists of--	
	1 - Set - Gasket	7080121		1 - Cross	---
	1 - Needle and Seat	7080075		4 - Gaskets - Cork	---
	1 - Jet - Main	7080102		4 - Retainers - Gasket	---
	1 - Jet - Idle	5102490		4 - Bearings - With Needle Rollers	---
	1 - Jet - Idle Air Bleed	5102700		4 - Rings - Snap	5041218
	1 - Screw - Idle Mixture	K11431	17-23-3	PACKAGE - SHOCK ABSORBER FRONT	7102061
	1 - Spring - Idle Mixture Screw	K11432		Consists of--	
	1 - Arm - Float	K25996		1 - Shock Absorber	---
	1 - Spindle - Float	K25995		2 - Bushings	5038875
	1 - Rod and Lever - Pump	7080174		2 - Washers	5038876
	1 - Spring - Pump Rod	5040453		1 - Nut	5220703
				1 - Locknut	9520060
14-30-4	PACKAGE - CARBURETTOR REPAIR	7080277	17-23-3	PACKAGE - SHOCK ABSORBER REAR	7102502
	Consists of--			Consists of--	
	1 - Set - Gasket	7080279		1 - Shock Absorber	---
	1 - Needle and Seat	5040465		2 - Bushings	7102949
	1 - Jet - Main	7080175		2 - Washers	7102760
	1 - Jet - Idle	5102489		2 - Washers	7102948
	1 - Jet - Idle Air Bleed	5102703		1 - Nut	7102945
	1 - Jet - Petrol - Econostat	7080178	19-01-3	PACKAGE - STEERING UNIT SHIM	7080168
	1 - Screw - Idle Mixture	K11431		Consists of--	
	1 - Spring - Idle Mixture	K11432		1 - Shim .029"	---
	1 - Arm - Float	K25996		4 - Shim .004"	---
	1 - Spindle - Float	K25995		2 - Shim .010"	---
	1 - Rod and Lever - Pump	7080232		1 - Shim .005"	---
	1 - Spring - Pump Rod	5040453	19-01-3	PACKAGE - STEERING UNIT REPAIR	7080145
14-30-4	PACKAGE - CARBURETTOR REPAIR	2798875		Consists of--	
	Consists of--			4 - Shims	---
	1 - Gasket	7080341		1 - Screw - Adjusting	---
	1 - "O" Ring	K26381		1 - Pad - Damper	---
	1 - "O" Ring	5043226		1 - Cap - Bearing	---
	1 - "O" Ring	5043230		1 - Bush	---
	1 - Washer	9077071		1 - Plug Dished	---
	1 - Washer	5057814		1 - Spring	---
	1 - Washer	5043232		1 - "O" Ring	---
	1 - Washer	5043229		1 - Plate	---
	1 - Needle and Seat	K24608		1 - Washer - Thrust	---
	1 - Bushing - Main Jet	5043231		2 - Bolts	---
	1 - Metering Needle 6K	7080339		1 - Locknut	---
	1 - Diaphragm	5044647		2 - Washer - 1/4"	---
14-73-3	PACKAGE - FUEL PUMP REPAIR	K25942			
	Consists of--				
	1 - Gasket - Filter Cover	9079058			
	1 - Gasket - Valve and Seat Assembly	K19265			

PARTS PACKAGES

CODE	PART NAME	PART NO.
19-01-3	PACKAGE - STEERING UNIT REPAIR	7080258
	Consists of--	
	4 - Shims - .004"	---
	3 - Shims - .005"	---
	1 - Shim - .029"	---
	1 - Screw - Adjusting	---
	2 - Bolts	---
	1 - Spring	---
	1 - "O" Ring	---
	2 - Lockwasher - 1/4"	---
	2 - Nuts - 1/4"	---
	1 - Nut - 3/8"	---
	1 - Plug - Sealing	---
	1 - Bearing - Pinion - Upper	---
	1 - Pad - Damper	---
	1 - Washer - Damper Pad	---
	2 - Washers	---

ACCESSORIES

GROUP 1

PAGE 1

PART NAME AND DESCRIPTION	QTY.	PART NUMBER
<u>ARMREST KIT</u>		
KIT - Armrest - Beige - Rear Seat	*	7065233
<u>ASHTRAY KIT</u>		
KIT - Ashtray - Rear Seat	*	7200472
<u>BADGE BAR</u>		
KIT - Badge Bar	1	7200474
<u>BELT SEAT</u>		
BELT PACKAGE - Lap Type	*	M25118
- Sash Type	*	M25105
- Combination Lap and Sash Type	*	M25119
<u>BRAKE FLUID</u>		
BRAKE FLUID - Heavy Duty - 20 oz.	*	1890994
- 4 gallon	*	1891629
<u>CABLE AUTOMOTIVE</u>		
CABLE - Single Low Tension - (100 ft. Coils)		
- 3m. m. - 16 gauge	*	2597335
- 4m. m. - 14 gauge	*	2597336
- 5m. m. - 12 gauge	*	2597337
- 6m. m. - 10 gauge	*	2597361
- 7m. m. - 16 gauge	*	2597395
- Twin Low Tension (100 ft. Coils)	*	2597338
- 3m. m. - 16 gauge	*	
<u>CLAMP MUFFLER</u>		
CLAMP - Muffler Universal - 1.1/8"	*	1461895
- 1.1/4"	*	1461896
- 1.3/8"	*	1461897
- 1.1/2"	*	1461898
- 1.5/8"	*	1461899
- 1.3/4"	*	1461900
- 1.7/8"	*	1461901
- 2"	*	1461902
- 2.1/8"	*	1461903
- 2.3/16"	*	1461904
- 2.3/8"	*	1461905
- 2.5/8"	*	1461906

* Quantity as required.

□ Part not listed in any previous Parts Book.

ACCESSORIES

PART NAME AND DESCRIPTION	QTY.	PART NUMBER
<u>CLAMP RADIATOR HOSE</u>		
CLAMP - Radiator Hose Worm Drive - Size 00(1/2" - 3/4")	*	2595117
0(5/8" - 1")	*	1893823
1(7/8" - 1.1/2")	*	1893187
2(1.3/8" - 2.1/8")	*	1893194
3(2" - 2.3/4")	*	1896334
4(2.5/8" - 3.1/2")	*	2282815
5(3.3/8" - 4.1/4")	*	2598370
6(4.1/8" - 5.1/8")	*	2598371
<u>COVER SEAT</u>		
COVER - Seat (Plastic) Set - Plain - Std.	1	M25110
- Embossed - Std.	1	M25111
- Plain - Super	1	M25220
- Embossed - Super	1	M25219
<u>COVER - SPARE WHEEL</u>		
COVER - Spare Wheel	1	7200496
<u>DOOR POCKET KIT</u>		
KIT - Door Pocket	*	7096000
<u>EXHAUST DEFLECTOR</u>		
DEFLECTOR - Exhaust - GT	1	7103441
<u>FRAME - NUMBER PLATE</u>		
PACKAGE - Number Plate Frame (Universal)	*	2791947
<u>HANDLES</u>		
HANDLE - Universal Door Pull	*	2790106
<u>HEATER/DEMISTER COMPONENTS</u>		
HEATER/DEMISTER PACKAGE	1	M25120
LEVER - Heater Temperature Control	1	M20159

* Quantity as required.

⊞ Part not listed in any previous Parts Book.

ACCESSORIES

GROUP 1
PAGE 3

PART NAME AND DESCRIPTION	QTY.	PART NUMBER
GASKET - Escutcheon	1	M20163
CORE - Heater	1	M20155
GROMMET -	1	M20166
TRUNNION - Long	*	M20147
- Short	*	M20168
- Screw	*	M20165
- Washer	*	M20169
HOSE - 1/2" x 171" Long	1	M20157
- By-Pass	1	M20174
CLAMP - Hose 1/2"	*	P43225
- Hose 1/2" - 3/4" Size '00'	*	2595117
COVER - Heater Connection Pipe - Radiator	1	7102442
CLIP - Cover Attach	1	7200653
VALVE - Water	1	M20171
BRACKET - Water Valve	1	M20156
SCREW - Water Valve	1	M20173
CONNECTOR - Water	1	M20167
CABLE - Heater Temperature Control - Inner	1	M20160
- Outer	1	M20161
<u>HORN - LOW TONE</u>		
KIT - Horn - Low Tone - Imp Std.	1	7105067
<u>INSTRUMENT PANEL KIT</u>		
KIT - Auxiliary Instrument Panel - Clock - Ammeter, Oil Gauge	1	7200650
- Auxiliary Instrument Panel - Tachometer - Ammeter - Oil Gauge	1	7200649
<u>LAMP REVERSE</u>		
KIT - Reverse Lamp	1	7105064
<u>LIGHTER - CIGAR</u>		
KIT - Cigar Lighter	*	1236337

* Quantity as required.

□ Part not listed in any previous Parts Book.

ACCESSORIES

PART NAME AND DESCRIPTION	QTY.	PART NUMBER
<u>LOCK PACKAGES</u>		
LOCK KIT - Gearshift	1	7102352
- Front Luggage Compartment	1	7200497
- Engine Compartment	1	7200498
<u>MANUALS</u>		
MANUAL - Owners Instruction	*	2797763
- Service	*	6601284
<u>MAT - FLOOR</u>		
MAT - Universal Floor - (Rubber 14" x 20") - Red	*	2598349
- Green	*	2598350
- Black	*	2598351
- Blue	*	2598352
- Grey	*	2598353
- Brown	*	2598354
<u>MIRRORS</u>		
MIRROR PACKAGE - Outside Rear View (Screw-On)	*	1727184
- Round Head	*	2285986
- Round Head	*	2282825
- Round Head Visored	*	2790128
- Rectangular Head - 5.3/4" x 3.1/4"	*	2790124
- Deluxe Visored with Adjustable Hood (Clear) 5"x3.1/4"	*	2790125
- (Anti-glare) - 5" x 3.1/4"	*	
MIRROR PACKAGE - Fully Adjustable with Concealed Theft Proof	*	2790126
Mounting Plate - (Clear) 5" x 3.1/4"	*	2790127
- (Anti-glare) 5" x 3.1/4"	*	
MIRROR PACKAGE - Extendable Caravan type - Clear	*	2288680
- Anti-glare	*	2597360
- Anti-glare (Streamlux)	*	2794897
- Anti-glare (Deluxe)	*	2288681
MIRROR - Interior - Vanity - 5" x 4"	*	44029
- 5" x 3"	*	2285759
<u>MOULDING PACKAGES</u>		
KIT - Rubbing Rails Engine Compartment Lid	*	7200363
KIT - Body Side Moulding - Imp Std.	*	M25216
<u>MUDFLAPS</u>		
MUDFLAP PACKAGE - Rear	1	M25121

* Quantity as required.

⊠ Part not listed in any previous Parts Book.

ACCESSORIES

GROUP 1

PAGE 5

PART NAME AND DESCRIPTION	QTY.	PART NUMBER
<u>PROTECTIVE MATERIALS</u>		
POI ISH - Auto - 10 oz.	*	2281194
- 16 oz.	*	1359531
- 1 gallon	*	1359532
- Policut - 8 oz.	*	2283573
- 6 lb.	*	2281196
- 12 lb.	*	2281197
- Silicone Cream - 8 oz.	*	1896672
- 1 gallon	*	2281199
- Superglaze - 10 oz.	*	2281192
- 1 gallon	*	1727858
CLEANER - Auto - 16 oz.		1466437
- 1 gallon		1466438
RUST INHIBITOR - Radiator - (Geigy) 7 oz. Bottle	1	M25142
CHAMOIS - 22" x 20"		1726843
- 18" x 18"		2794898
RENEWER - Upholstery - 10 oz.	*	2281185
SOLVENT - Windscreen Washer - 6 oz.	*	2283547
LUBRICANT - "Easi-Lube" (Stick)	*	1064769
HYLOMAR - 4 oz. Tube SQ32M	*	P49355
LOCTITE - 10 cc Bottles	*	5200444
LOCQUIC - 4 oz. Bottles	*	M25057
<u>OVERRIDE KIT</u>		
KIT - Override	*	7200354
<u>PLATE - SCUFF</u>		
PLATE - Scuff Sill - Set	1	M25112
<u>RACK - ROOF LUGGAGE</u>		
PACKAGE - Roof Luggage Rack	1	M25117
<u>RADIO RECEIVER</u>		
RECEIVER PACKAGE - Radio Push Button 11 Transistor	*	2794946
- Manual - 11 Transistor	*	2794947
- Manual - 8 Transistor	*	2286765
- Push Button - 6 Transistor	*	2794892
- Manual - 6 Transistor	*	2794893

* Quantity as required.

⊞ Part not listed in any previous Parts Book.

ACCESSORIES

PART NAME AND DESCRIPTION	QTY.	PART NUMBER
MOUNTING KIT -	*	2796802
<u>RADIO AERIAL</u>		
AERIAL - Cowl Mounting	*	2794890
- Lockdown	*	2794891
<u>SHADE - OUTSIDE SUN</u>		
SUNSHADE PACKAGE - Blade Type	1	M25108
- Perspex	1	M25109
SUN VISOR - LH (Internal) Imp Std.	1	7210051
<u>SHADE - REAR VENETION</u>		
SHADE PACKAGE - Rear Venetion	1	M25116
<u>TEMPERATURE GAUGE</u>		
GAUGE - Temperature	1	7105057
<u>TOOLS</u>		
BRACE - Wheel	1	2227824
ADJUSTER - Brake Spanner	*	7080164
<u>TOW BARS</u>		
KIT - Tow Bar	1	7102371
<u>TUBING - PLASTIC</u>		
TUBING - Plastic (25 ft. Roll) - 3m. m.	*	2598315
- 3. 5m. m.	*	2598316
<u>WEATHERSHIELDS</u>		
WEATHERSHIELD - Front Door - RH - Clear	1	M25170
- Green Tinted	1	M25171

* Quantity as required

H Part not listed in any previous Parts Book.

ACCESSORIES

GROUP 1

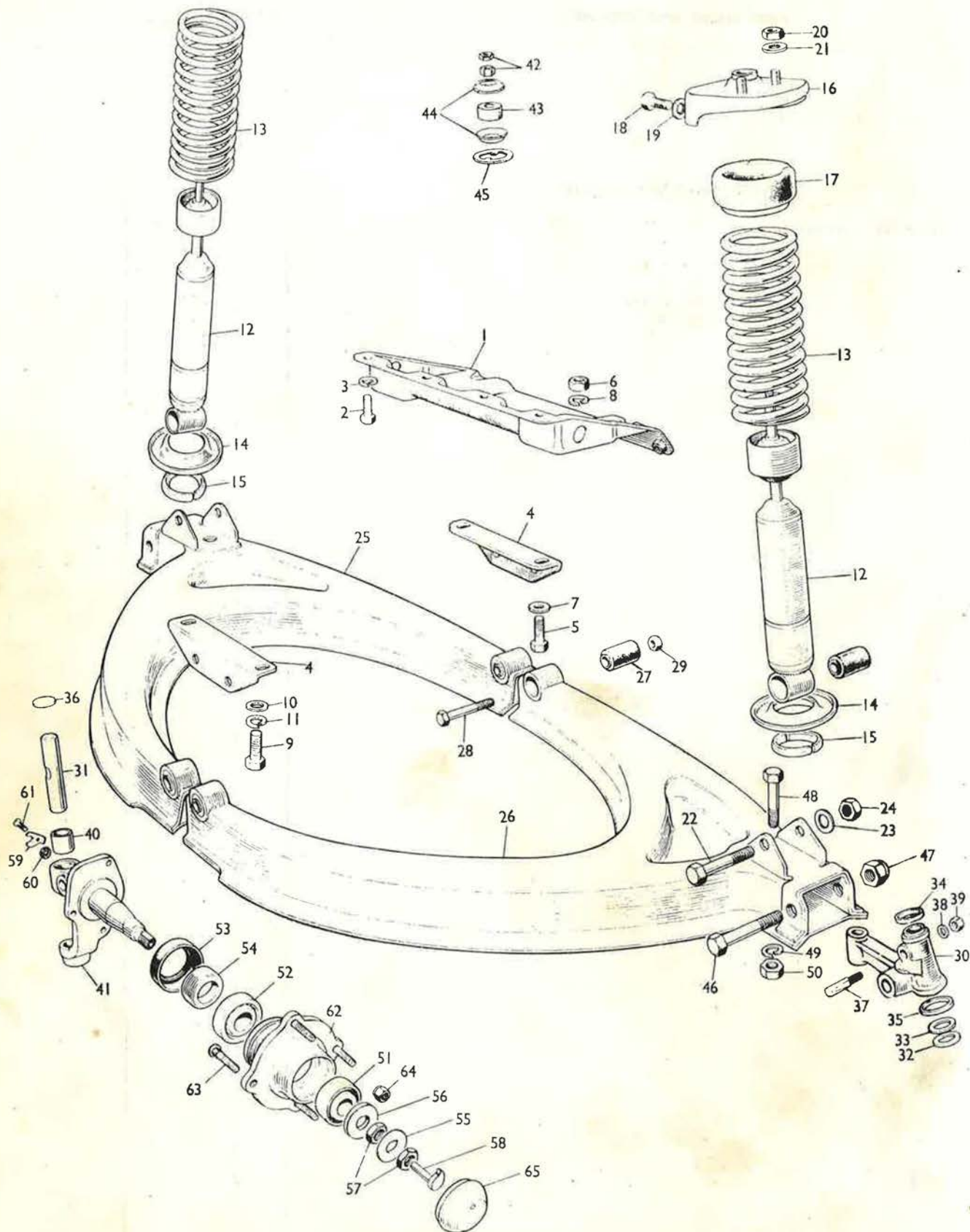
PAGE 7

PART NAME AND DESCRIPTION	QTY.	PART NUMBER
<u>WHEEL COVERS</u>		
RING - Wheel Trim (78 Vent)	4	M25114
<u>WHEEL BALANCE WEIGHTS</u>		
WEIGHT - Wheel Balance - No. 1/2	*	2288692
- No. 1	*	2288693
- No. 1 1/2	*	2288694
- No. 2	*	2285213
- No. 2 1/2	*	2288695
- No. 3	*	2288696

* Quantity as required.

H Part not listed in any previous Parts Book.

FRONT AXLE



FRONT SUSPENSION

FRONT AXLE

GROUP 2
PLATE 2

ITEM NO.	PART NAME	CODE	ITEM NO.	PART NAME	CODE
1	SUPPORT -	2-08-10	34	RING -	2-03-19
2	SCREW -	2-08-10	35	RING -	2-03-19
3	WASHER -	2-08-10	36	DISC -	2-04-3
4	BRACKET -	2-08-11	37	COTTER -	2-04-6
5	SCREW -	2-08-11	38	WASHER -	2-04-6
6	NUT -	2-08-11	39	NUT -	2-04-6
7	WASHER -	2-08-11	40	BUSHING -	2-03-4
8	WASHER -	2-08-11	41	KNUCKLE -	2-03-3
9	SCREW -	2-08-11	42	NUT -	17-23-53
10	WASHER -	2-08-11	43	BUSHING -	17-23-52
11	WASHER -	2-08-11	44	WASHER -	17-23-53
12	SHOCK ABSORBER -	17-23-3	45	WASHER -	17-23-53
13	SPRING -	17-01-3	46	BOLT -	2-10-22
14	RETAINER -	17-01-14	47	NUT -	2-10-12
15	COLLET -	17-01-14	48	BOLT -	2-03-14
16	RETAINER -	17-01-13	49	WASHER -	2-03-14
17	INSULATOR -	17-01-12	50	NUT -	2-03-14
18	SCREW -	17-01-13	51	BEARING -	22-06-1
19	WASHER -	17-01-13	52	BEARING -	22-06-1
20	NUT -	17-01-13	53	SEAL -	22-06-18
21	WASHER -	17-01-13	54	COLLAR -	22-06-4
22	BOLT -	17-23-56	55	WASHER -	22-06-14
23	WASHER -	17-23-56	56	WASHER -	22-06-14
24	NUT -	17-23-56	57	NUT -	22-06-5
25	ARM -	2-10-6	58	ARM -	22-30-5
26	ARM -	2-10-6	59	PLATE -	2-05-7
27	BUSHING -	2-10-26	60	WASHER -	2-05-7
28	BOLT -	2-10-21	61	SCREW -	2-05-7
29	NUT -	2-10-21	62	HUB -	22-05-1
30	CARRIER -	2-03-23	63	STUD -	22-05-14
31	PIN -	2-04-1	64	NUT -	22-05-24
32	PAD -	2-03-17	65	CAP -	22-30-1
33	WASHER -	2-03-17			

FRONT AXLE

CODE	PART NAME AND DESCRIPTION	QTY.	PART NUMBER
2-03-0	<u>STEERING KNUCKLE</u>		
2-03-3	KNUCKLE - RH/LH	1	7050052-3
	- GT	1	7050121-2
2-03-4	BUSHING - Steering Knuckle	4	7102094
	- GT	4	7102825
2-03-14	BOLT - Carrier to Arm - 7/16"x 2" UNF.	2	19107163
	Lockwasher - 7/16"	2	9661282
	Nut - 7/16" UNF.	2	9510073
2-03-17	THRUST WASHER - Steering Knuckle Carrier	2	7102084
	- GT	2	7102823
	THRUST PAD - Steering Knuckle Carrier	2	7102085
2-03-19	RING - Sealing Steering Knuckle Carrier - Upper	2	7102086
	- Lower	2	7102087
2-03-23	CARRIER - Steering Knuckle - RH/LH	1	7050128-9
	Nipple - Grease	1	9217013
2-04-0	<u>KING PIN</u>		
2-04-1	PACKAGE - King Pin	2	7050032
	-GT	2	7050120
2-04-3	DISC - Sealing Dust - .825"/.826"	4	9808210
	- .840"/.841"	4	7103538
2-04-6	COTTER PIN - Lock	2	1101105
	Washer - Plain 1/4"	2	9067014
	Nut - 1/4" UNF.	2	9510040
2-05-0	<u>STEERING KNUCKLE ARM</u>		
2-05-4	ARM - Steering Knuckle - RH/LH	1	7102954-5
	Washer - Arm to Steering Knuckle - Plain 3/8"	2	9067037
	Nut - 3/8" UNF.	2	5220707
	Washer - Plain 7/16" - GT	2	9067508
	Nut - 7/16" UNF. - GT	2	9571073
2-05-5	KEY - Arm	2	5200253
2-05-7	PLATE - Clamp	1	7102103
	WASHER - Rubber - Clamp Plate	1	7102104
	Screw - Speedometer Cable to Steering Knuckle - No. 10x 3/8" UNF.,	1	39303060

* Quantity as required.

H Part not listed in any previous Parts Book.

FRONT AXLE

GROUP 2

PAGE 2

CODE	PART NAME AND DESCRIPTION	QTY.	PART NUMBER
2-07-0	<u>STEERING KNUCKLE TIE ROD</u>		
2-07-2	TUBE - Tie Rod Adjusting	1	7102126
2-07-26	TIE ROD - Inner Right	1	7080171
	- Outer Right	1	7102126 71270881
	- Fixed Left	1	7080298
	- GT	1	7080299
	Nut - Tie Rod to Steering Arm - 3/8" UNF. Nyloc	1	5220708
2-07-50	NUT - Tie Rod Tube Locking	2	9520080
2-07-60	BUSHING - Rubber - Tie Rods to Steering Unit	2	7102123
2-07-61	PLATE - Locking Tie Rods to Steering Unit	1	7102110
2-07-62	TIE PLATE - Tie Rods to Steering Unit	1	7102119
2-07-63	BOLT - Tie Rods to Steering Unit	2	7102118
2-08-0	<u>FRONT WHEEL UPPER CONTROL ARM</u>		
2-08-10	SUPPORT - Arm, Front Suspension	1	7102728
	- GT	1	7103111
	Screw - Support to Body - 5/16"x 1/2" UNF.	8	5220683
	Washer - Shakeproof - 5/16"	8	9664203
	- Plain - 5/16"	4	9067023
2-08-11	BRACKET - Arm, Front Suspension	3	7102059
	Screw - Bracket to Support - 3/8"x 3/4" UNF.	2	5220686
	Nut - 3/8" UNF.	2	9510060
	Washer - Plain 3/8"	2	9067036
	Lockwasher - 3/8"	2	9661242
	Screw - Bracket to Body - 3/8"x 3/4" UNF.	4	5220686
	Washer - Plain 3/8"	4	9067036
	Lockwasher - 3/8"	4	9661242
	BRACKET - ARM, front suspension GT, upto PBI-H21-50 (front) FROM PBI-H21-51	3	7102059
	✓ ✓ ✓ ✓ (rear) ✓ PBI-H21-51	2	7103495
		1	7103496
2-10-0	<u>FRONT WHEEL LOWER CONTROL ARM</u>		
2-10-6	ARM - Suspension - RH/LH and GT upto PBI-H21-50	1	7102066-7
	✓ ✓ ✓ GT only from PBI-H21-51	1	7103330-1
2-10-12	NUT - Bolt Special - Carrier to Suspension Arm - 1/2" UNF. Hex. Nyloc	2	9571083
2-10-21	BOLT - Suspension Arms to Support and Bracket - 3/8"x 2.1/8" UNF..	4	5220689
	Nut - 3/8" UNF. Nyloc	4	9034043
2-10-22	BOLT - Special - Carrier to Suspension Arm	2	7102315
2-10-26	BUSHING - Suspension Arm and GT upto PBI-H21-50	4	7102068
	✓ ✓ ✓ GT from PBI-H21-51	4	7103329
2-10-66	SEAL - Dust - Outer Ball Joint	2	7080010

Quantity as required.

Part not listed in any previous Parts Book.

REAR AXLE

FOR REAR AXLE REPLACEMENT
PARTS REFER GROUP 21 TRANSAXLE

HANDBRAKE

GROUP 4

PAGE 1

CODE	PART NAME AND DESCRIPTION	QTY.	PART NUMBER
4-08-0	<u>HANDBRAKE LEVER AND PULL ROD</u>		
4-08-1	LEVER ASSEMBLY -	1	7102144
	- GT H	1	7103154
4-09-0	<u>HANDBRAKE LEVER MOUNTING</u>		
4-09-5	BOOT - Lever to Body	1	7102152
	Nut - Lever to Body - 5/16" UNF.	2	5220701
	Lockwasher - 5/16"	2	5200485
4-12-0	<u>HANDBRAKE LEVER SECTOR</u>		
4-12-1	SECTOR -	1	7102146
4-12-2	RIVET -	2	7102149
	FULCRUM PIN - Lever to Cable	1	7102153
	Washer - Fulcrum Pin to Lever - Plain 1/2"	2	9067275
4-13-0	<u>HANDBRAKE LEVER PAWL</u>		
4-13-1	PAWL -	1	7102147
	ROD - Pawl	1	7102150
	- GT H	1	7103151
4-21-0	<u>HANDBRAKE PAWL ROD SPRING</u>		
4-21-13	SPRING -	1	7102148
	- GT H	1	7103153
4-23-0	<u>HANDBRAKE CABLE</u>		
4-23-1	CABLE ASSEMBLY - RH/LH	1	7102134-5
4-23-2	SCREW - Cable Guides to Rear Suspension Arms - 4BAx 3/8"	8	49084006
4-23-19	PIN - Clevis - Cable to Brake Unit - 1/4" x 3/4"	2	9144012
	Washer - Cables to Brake Unit Double Coil - 1/4"	2	9086002
	- Plain 1/4"	2	9067015

* Quantity as required.

H Part not listed in any previous Parts Book.

HANDBRAKE

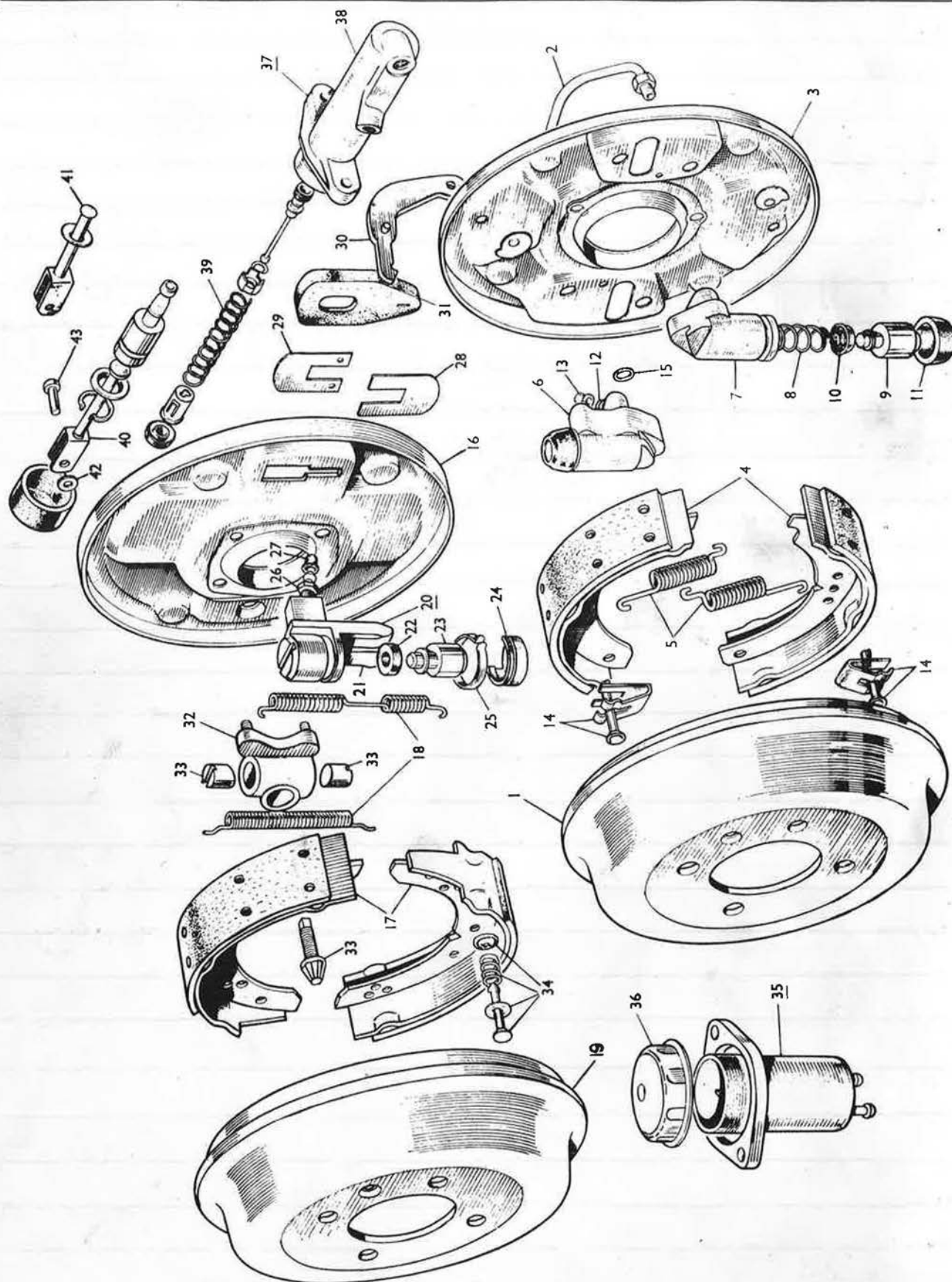
CODE	PART NAME AND DESCRIPTION	QTY.	PART NUMBER
4-26-0	<u>HANDBRAKE OPERATING LEVER</u>		
4-26-1	LEVER -	2	7080024
	DUST COVER -	2	7080025
4-31-0	<u>HANDBRAKE CABLE FRONT</u>		
4-31-3	NUT - Adjusting - Cables to Fulcrum Pin	2	7102154
4-31-4	SPRING - Cables to Fulcrum Pin	2	7102155
	Washer - Cable to Spring - Plain 1/4"	2	9067216

* Quantity as required.

⊞ Part not listed in any previous Parts Book.

This image shows a single sheet of white paper with horizontal ruling lines. The lines are evenly spaced and run across the width of the page. There are no margins, text, or other markings on the paper.

SERVICE BRAKES



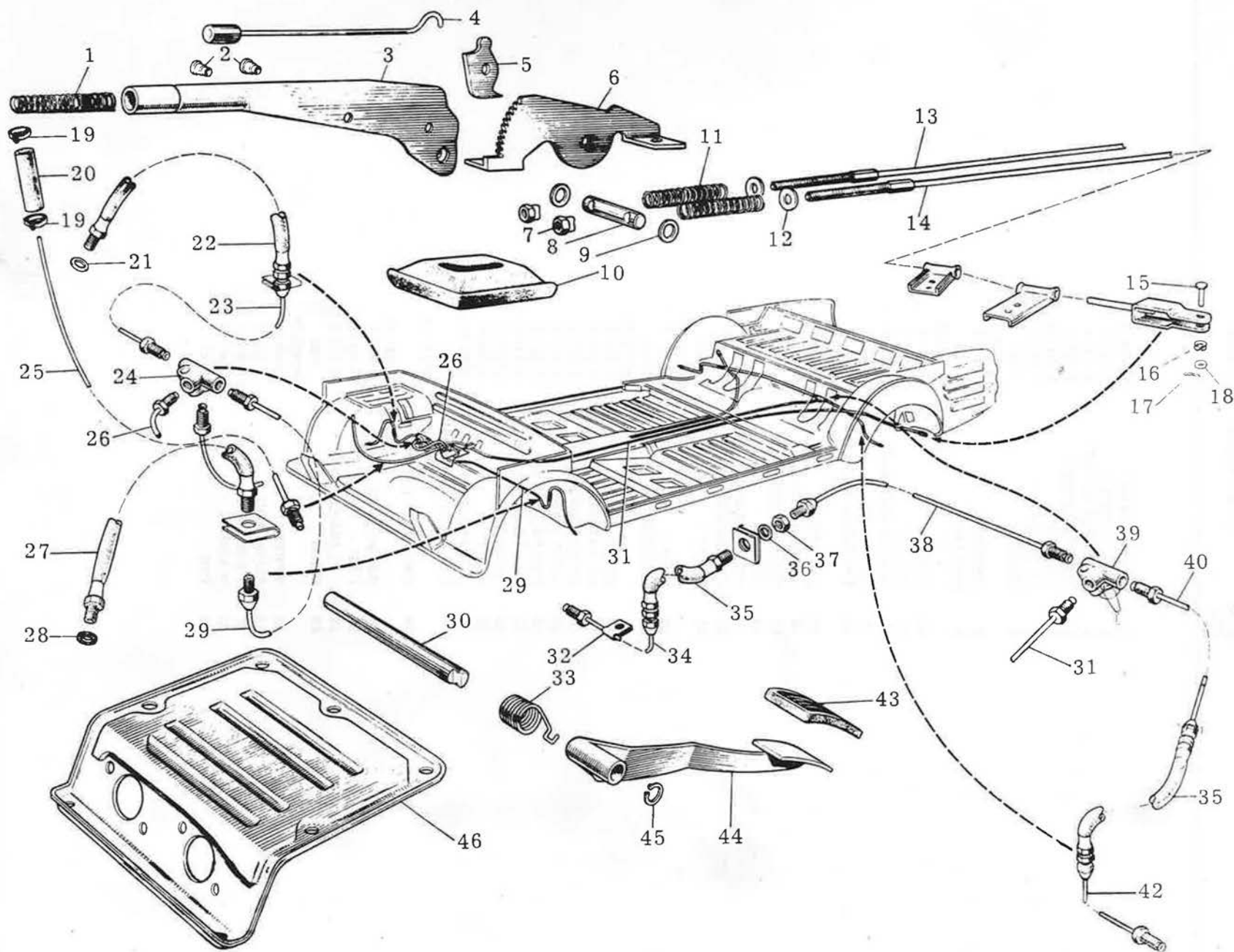
SERVICE BRAKES

GROUP 5

PLATE 2

ITEM NO.	PART NAME	CODE
1	DRUM (Front) -	22-04-1
2	PIPE - PIPE -	5-73-1
3	SUPPORT (Front) -	5-13-1
4	SHOE & LINING -	5-03-5
5	SPRING -	5-03-23
6	CYLINDER -	5-64-1
7	BODY -	Not Serviced
8	SPRING -	5-71-2
9	PISTON -	Not Serviced
10	CUP -	5-71-1
11	BOOT -	5-69-1
12	SCREW (Bleeder) -	5-67-1
13	DUST CAP -	5-67-1
14	PACKAGE (Shoe Hold- down)	5-26-10
15	GASKET -	5-64-1
16	SUPPORT (Rear) -	5-13-1
17	SHOE & LINING -	5-03-5
18	SPRING -	5-03-23
19	DRUM (Rear) -	22-04-2
20	CYLINDER -	5-64-1
21	BODY -	Not Serviced
22	SEAL -	5-71-1
23	PISTON -	Not Serviced
24	BOOT -	5-69-1
25	RETAINER -	5-69-1
26	SCREW (Bleeder) -	5-67-1
27	DUST CAP -	5-67-1
28	PLATE (Spring) -	5-64-2
29	PLATE (Retaining) -	5-64-2
30	LEVER -	4-26-1
31	SEAL -	4-26-1
32	ADJUSTER -	5-21-8
33	PACKAGE (Adjuster Repair)	5-21-13
34	PACKAGE (Shoe Hold- down)	5-26-10
35	RESERVOIR -	5-49-1
36	CAP -	5-49-2
37	CYLINDER ASSY -	5-39-3
38	BODY -	Not Serviced
39	SPRING -	5-46-1
40	PUSH ROD -	5-47-2
41	PUSH ROD -	5-47-2
42	WASHER -	5-47-7
43	PIN -	5-47-7

SERVICE BRAKES

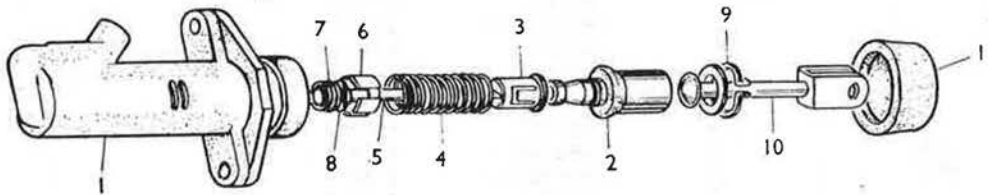


SERVICE BRAKES

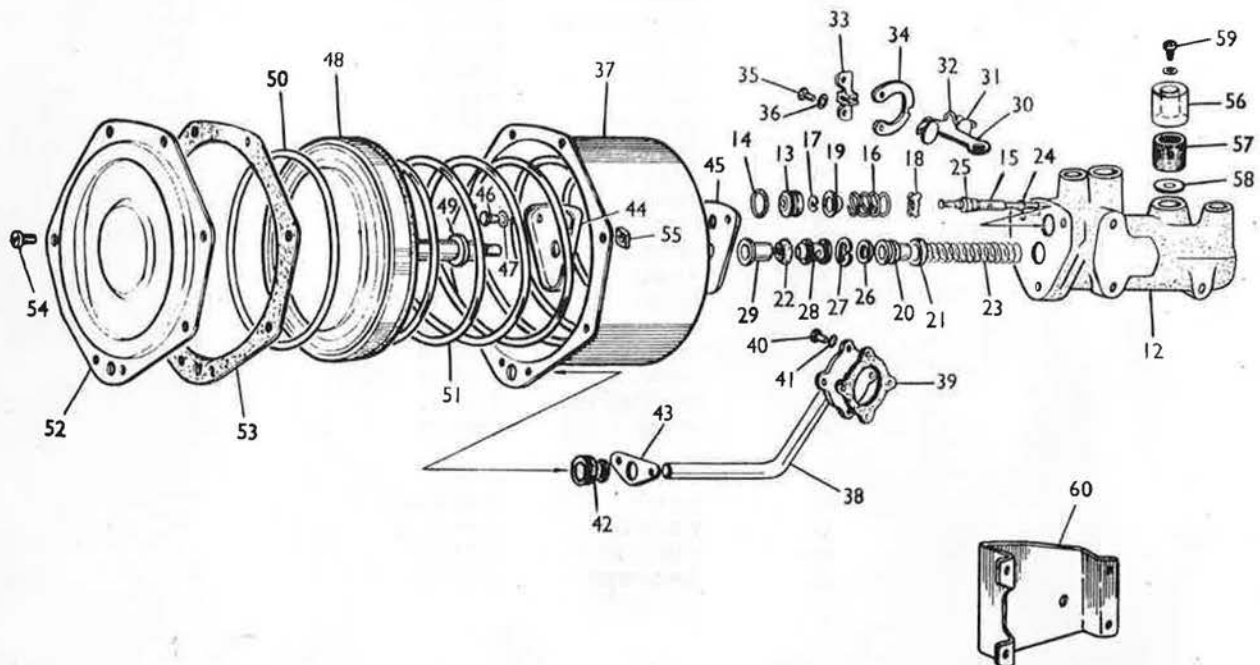
GROUP 5
PLATE 4

ITEM NO.	PART NAME	CODE
1	SPRING -	4-21-13
2	RIVET -	4-12-2
3	LEVER -	4-08-1
4	ROD -	4-13-1
5	PAWL -	4-13-1
6	SECTOR -	4-12-1
7	NUT -	4-31-3
8	PIN -	4-12-2
9	WASHER -	4-12-2
10	BOOT -	4-09-5
11	SPRING -	4-31-4
12	WASHER -	4-31-4
13	CABLE -	4-23-1
14	CABLE -	4-23-1
15	PIN -	4-23-19
16	WASHER -	4-23-19
17	PIN -	4-23-19
18	WASHER -	4-23-19
19	CLIP -	5-52-7
20	HOSE -	5-52-6
21	GASKET -	5-62-7
22	HOSE -	5-62-1
23	TUBE -	5-53-34
24	CONNECTOR -	5-58-1
25	TUBE -	5-52-8
26	TUBE -	5-53-34
27	HOSE -	5-62-1
28	GASKET -	5-62-7
29	TUBE -	5-53-34
30	SHAFT -	5-32-1
31	TUBE -	5-53-26
32	CLIP -	5-56-2
33	SPRING -	5-34-1
34	TUBE -	5-54-1
35	HOSE -	5-62-1
36	WASHER -	5-62-10
37	NUT -	5-62-10
38	TUBE -	5-53-26
39	CONNECTOR -	5-58-1
40	TUBE -	5-53-26
42	TUBE -	5-54-1
43	PAD -	5-28-8
44	PEDAL -	5-27-1
45	CIRCLIP -	5-32-1
46	BRACKET -	5-31-15

SERVICE BRAKES



MASTER CYLINDER



VACUUM SERVO UNIT

SERVICE BRAKES

GROUP 5

PLATE 6

ITEM NO.	PART NAME	CODE	ITEM NO.	PART NAME	CODE
1	MASTER CYLINDER -	5-39-3	31	VALVE -	Not Serviced
2	SEAL -	5-44-4	32	CLIP -	5-104-32
3	RETAINER -	5-46-2	33	GUIDE -	Not Serviced
4	SPRING -	5-46-1	34	SPRING -	5-104-33
5	STEM -	5-43-1	35	SCREW -	Not Serviced
6	SPACER -	5-43-2	36	WASHER -	Not Serviced
7	SEAL -	5-43-3	37	CYLINDER -	Not Serviced
8	WASHER -	5-46-2	38	PIPE ASSEMBLY -	5-101-13
9	CIRCLIP -	5-47-4	39	GASKET -	5-101-13
10	PUSH ROD -	5-47-2	40	SCREW -	5-101-13
11	BOOT -	5-39-2	41	WASHER -	5-101-13
12	BODY -	Not Serviced	42	GROMMET -	5-101-13
13	PLUG -		43	PLATE -	5-101-13
14	SEAL -	5-104-16	44	PLATE -	5-101-5
15	PISTON -	5-104-11	45	GASKET -	5-101-5
16	SPRING -	Not Serviced	46	SCREW -	5-101-5
17	CIRCLIP -	5-102-12	47	WASHER -	5-101-5
18	ABUTMENT -	5-102-12	48	PISTON AND ROD-Not Serviced	
19	RETAINER -	5-102-12	49	WASHER -	5-104-34
20	PISTON -	Not Serviced	50	RING -	5-101-8
21	SEAL -	5-102-14	51	SPRING -	5-101-6
22	SEAL -	5-102-18	52	COVER ASSEMBLY -	5-101-11
23	SPRING -	Not Serviced	53	GASKET -	5-101-10
24	SEAL (Small) -	5-102-14	54	SCREW -	5-101-11
25	SEAL (Large) -	5-102-14	55	NUT -	5-101-11
26	WASHER -	Not Serviced	56	COVER -	5-106-4
27	CIRCLIP -	5-104-30	57	ELEMENT -	5-106-5
28	SPACER -	Not Serviced	58	GASKET -	5-106-3
29	BUSH -	Not Serviced	59	SCREW -	5-106-4
30	LEVER -	Not Serviced	60	BRACKET -	5-109-8

This image shows a single sheet of white paper with horizontal blue or grey ruling lines. The lines are evenly spaced and run across the width of the page. There are no margins, text, or other markings on the paper.

SERVICE BRAKES

GROUP 5

PAGE 1

CODE	PART NAME AND DESCRIPTION	QTY.	PART NUMBER
5-03-0	<u>BRAKE SHOE AND LINING</u>		
5-03-1	LINING PACKAGE - (Set of 4) - GT	2 2	7080359 7084102 7080359
5-03-5	<i>SHOE WITH LINING BRAKE-FRONT</i> SHOE With LINING - Brake - Front <i>GT only</i> - Rear <i>GT only</i> <i>SHOE WITH LINING BRAKE-REAR</i>	2 2 2	7080165 7080357 7080358
5-03-23	SPRING - Shoe Return - Front Wheel - Rear Wheel - Cylinder End - Adjuster End	4 2 2	7080014 7080015 7080016
5-13-0	<u>BRAKE SUPPORT</u>		
5-13-1	SUPPORT ASSEMBLY - Front Wheel - RH/LH - Rear Wheel - RH/LH	1 1	7102114-5 7102048-9
5-14-0	<u>BRAKE SUPPORT ATTACHING BOLTS</u>		
5-14-1	BOLT - Front Brake Support Attach - 5/16"x 3/4" UNF. Nut - 5/16" UNF. Lockwasher - 5/16"	6 6 6	9003045 5220701 5200487
	BOLT - Rear Brake Support Attach Lockwasher - 5/16"	8 8	7102050 5200487
5-21-0	<u>BRAKE SHOE ADJUSTING PARTS</u>		
5-21-8	ADJUSTER ASSEMBLY -	2	5037358
5-21-13	REPAIR KIT - Adjuster	1	5041092
5-26-0	<u>BRAKE SHOE HOLD-DOWN SPRING</u>		
5-26-10	PACKAGE - Shoe Hold-down Washer - Plain - Adjuster to Back Plate - 1/4" Nut - 1/4" UNF.	* 4 4	7080244 9664162 9510043
5-27-0	<u>BRAKE PEDAL</u>		
5-27-1	PEDAL ASSEMBLY -	1	7102342

* Quantity as required.

† Part not listed in any previous Parts Book.

SERVICE BRAKES

CODE	PART NAME AND DESCRIPTION	QTY.	PART NUMBER
5-28-0	<u>BRAKE PEDAL PAD</u>		
5-28-8	PAD - Brake Pedal	1	7102253
5-31-0	<u>BRAKE PEDAL BRACKET</u>		
5-31-15	BRACKET - Brake and Clutch Pedal	1	7102241
	Screw - Bracket to Body - 5/16" x 1/2" UNF.	7	19505041
	Lockwasher - 5/16"	7	5200485
5-32-0	<u>BRAKE PEDAL SHAFT</u>		
5-32-1	SHAFT -	1	7102250
	CIRCLIP - Shaft to Bracket	1	5220719
5-34-0	<u>BRAKE PEDAL RETURN SPRING</u>		
5-34-1	SPRING - Pedal Return	1	7102251
5-39-0	<u>BRAKE MASTER CYLINDER</u>		
5-39-1	PACKAGE - Master Cylinder Repair	1	7080032
	- GT	1	7080031
5-39-2	BOOT - Master Cylinder	1	5039061
5-39-3	ASSEMBLY - Brake Master Cylinder	1	7102178
	- GT	1	7102177
	Screw - Master Cylinder to Brake Pedal Unit - 5/16" x 7/8" UNF. ..	2	5220692
	Lockwasher - 5/16"	2	5200485
5-43-0	<u>MASTER CYLINDER VALVE</u>		
5-43-1	STEM - Valve	1	5030669
5-43-2	SPACER - Valve	1	5030671
5-43-3	SEAL - Valve	1	5030670

* Quantity as required.

H Part not listed in any previous Parts Book.

SERVICE BRAKES

GROUP 5
PAGE 3

CODE	PART NAME AND DESCRIPTION	QTY.	PART NUMBER
5-44-0	<u>MASTER CYLINDER PISTON</u>		
5-44-4	SEAL - Gland H	1	5043477
5-46-0	<u>MASTER CYLINDER RETURN SPRING</u>		
5-46-1	SPRING - Piston Return H	1	5030688
	- GT 1		5038500
5-46-2	RETAINER - Spring 1		5038424
	WASHER - Spring 1		5030672
5-47-0	<u>MASTER CYLINDER PUSH ROD</u>		
5-47-2	PUSH ROD - 1		7080033
	- GT 1		7080169
5-47-4	CIRCLIP - Stop H	1	9207208
5-47-7	CLEVIS - Push Rod End 1		5220714
	Washer - Plain 5/16" 1		9067023
5-49-0	<u>BRAKE AND CLUTCH SUPPLY TANK</u>		
5-49-1	TANK ASSEMBLY - Brake and Clutch Supply 2		1800532
	Bolt - Tank to Body - No. 10x 5/8" UNF. 4		39103103
5-49-2	CAP - Supply Tank Filler 2		5041019
5-52-0	<u>BRAKE TUBES</u>		
5-52-6	HOSE - Supply Tank to Pipe 1		9166011
	GROMMET - Pipe to Body 1		9118515
5-52-7	CLIP - Hose to Pipe 2		9784093
5-52-8	TUBE - Tank to Master Cylinder 1		9163314
5-53-26	TUBE - Front 4Way Connector to Rear 4Way Connector 1		7080082
	Front 5Way Connector to Rear 3Way Connector - GT ... H	1	9163367
	- 4Way Connector to Rear Hose - RH 1		9163289
	5 Way Connector to Rear Hose - RH- GT 1		9163368
	- 4Way Connector to Rear Hose - LH 1		9163288
	5 Way Connector to Rear Hose - LH- GT 1		9163366

* Quantity as required.

H Part not listed in any previous Parts Book.

SERVICE BRAKES

CODE	PART NAME AND DESCRIPTION	QTY.	PART NUMBER
5-53-34	TUBE - Master Cylinder to Front 4 Way Connector	1	9163307
	- Connector to Front Hose - RH/LH	1	9163308-9
	- Master Cylinder to Servo - GT	H 1	9163387
	- Master Cylinder to Double Ended Union - GT	H 1	9163446
	- Servo to Front 5 Way Connector - GT	H 1	9163453
	- Servo to Rear Double Ended Union - GT	H 1	9163448
	- Rear Double Ended Union to Front Double Ended Union - GT	H 1	9163449
5-54-1	TUBE - Hose to Rear Brake Unit - RH/LH	1	9163312-3
5-58-0	<u>BRAKE LINE TEE</u>		
5-58-1	CONNECTOR - 4 Way Front and Rear	2	9155022
	- 5 Way Front - GT	H 1	9155023
	- 3 Way Rear - GT	H 1	9155016
	UNION - Double Ended - GT	H 2	9152302
	Bolt - Connector to Body - 1/4" x 1.1/8" UNF	2	5220693
	Lockwasher - 1/4"	2	5220723
	Nut - 1/4" UNF	1	9510043
5-62-0	<u>BRAKE FLEXIBLE HOSES</u>		
5-62-1	HOSE - Pipe to Front Brake Unit	2	9168613
	- GT	H 2	9168612
	- Pipe to Rear Brake Unit	2	9168600
	- GT	H 2	9168601
5-62-7	GASKET - Hose to Back Plate	2	9077017
5-62-10	CLIP - Pipe to Rear Brake	2	9179402
	Screw - Clip to Rear Suspension Arm - 4BA x 3/8"	2	49084006
	Nut - Hose to Clip - 3/8" UNF	4	9520060
	Washer - Shakeproof - 3/8"	4	9664242
5-63-0	<u>WHEEL CYLINDER SERVICE PACKAGES</u>		
5-63-1	PACKAGE - Repair - Front	*	7080020
	- Rear	*	7080021
5-64-0	<u>WHEEL CYLINDER</u>		
5-64-1	ASSEMBLY - Front - RH/LH	2	7080018-9
	- Rear	2	7080017
	GASKET - Wheel Cylinder to Back Plate	4	7080026
	Washer - Wheel Cylinder to Back Plate	8	9664162
	SETSCREW -	8	7080066
5-64-2	PLATE - Spring - Wheel Cylinder to Back Plate	2	7080027
	- Retaining - Wheel Cylinder to Back Plate	2	7080028

* Quantity as required.

□ Part not listed in any previous Parts Book.

SERVICE BRAKES

GROUP 5

PAGE 5

CODE	PART NAME AND DESCRIPTION	QTY.	PART NUMBER
5-67-0	<u>WHEEL CYLINDER BLEEDER SCREW</u>		
5-67-1	SCREW - Bleeder	6	K 28714
5-67-2	DUST CAP - Bleeder Screw	6	K 21836
5-69-0	<u>WHEEL CYLINDER DUST COVER</u>		
5-69-1	DUST COVER - Front Wheel Cylinder	4	7080191
	- Rear Wheel Cylinder	2	7080192
	RETAINER - Dust Cover Rear Wheel Cylinder	2	7080193
5-71-0	<u>WHEEL CYLINDER PISTON CUP</u>		
5-71-1	SEAL - Rear Wheel Cylinder Piston	2	5041276
5-71-2	SPRING - Front Wheel Cylinder Piston	4	7080022
5-73-0	<u>WHEEL CYLINDER BRIDGE PIPE</u>		
5-73-1	BRIDGE PIPE - Front Wheel	2	7080122
5-100-0	<u>PACKAGE POWER BRAKE UNIT</u>		
5-100-1	PACKAGE - Servo Repair	1	5042973
	- Servo Piston Repair	1	5041117
5-100-2	BOOSTER ASSEMBLY- Power Brake	1	1228657
	Screw - Servo to Bracket - 3/8"x 7/8" UNF.	3	19506071
	Washer - Shakeproof 3/8"	3	9664242
	Washer - Plain 3/8"	3	9067036

* Quantity as required.

H Part not listed in any previous Parts Book.

SERVICE BRAKES

CODE	PART NAME AND DESCRIPTION	QTY.	PART NUMBER
5-101-0	<u>POWER BRAKE COMPONENTS</u>		
5-101-5	PLATE - Clamping	1	5039344
	GASKET - Clamping Plate	1	5037760
	Screw - Clamping Plate Attach - 5/16"x 11/16" UNF. H	3	5220167
	Washer - Copper - 11/16"	3	9077015
5-101-6	SPRING - Vacuum Piston Return	1	5042972
5-101-8	RING - Vacuum Piston Seal Locking H	1	5041113
5-101-10	GASKET - End Cover	1	5041116
5-101-11	COVER ASSEMBLY - End H	1	5041115
	Screw - End Cover to Cylinder Body - No.10 x 3/8" UNF.	7	39413061
	Nut - No.10 UNF. Square	7	9564031
5-101-13	PIPE ASSEMBLY - Vacuum	1	5042971
	GASKET - Vacuum Pipe to Cylinder	1	5039385
	GROMMET - Vacuum Pipe	1	9119530
	PLATE - Grommet Retaining	1	5037758
	Screw - Vacuum Pipe to Cylinder - 1/4"x 3/8" UNF.	4	39413061
	Washer - Shakeproof - 3/8"	4	9663123
5-102-12	CIRCLIP - Operating Piston	1	9206014
	ABUTMENT - Operating Piston	1	5039329
	RETAINER - Operating Piston	1	5039330
5-102-14	SEAL - Output Piston	1	5030686
	- (Small) Piston H	1	5041204
	- (Large) Piston	1	5040288
5-102-18	SEAL - Gland - SPORTS	1	9109007
5-103-8	SCREW - Rocker Lever Guide - No.10 x 3/8" UNF.	2	39413061
	Washer - Copper - 2BA H	2	9070770
5-104-11	PISTON - Primary (Valve Operating)	1	5039332
5-104-15	PLUG - Primary Valve	1	5039388
5-104-16	SEAL - Primary Valve Plug	1	9122226
5-104-30	CIRCLIP - Piston Abutment	1	5040279
5-104-31	COIL SPRING - Servo Plate	1	5042421
5-104-32	CLIP - Valve	2	5039335
5-104-33	SPRING - Valve	1	5039336
5-104-34	WASHER - (Nylon) Piston	1	9079100

* Quantity as required.

H Part not listed in any previous Parts Book.

SERVICE BRAKES

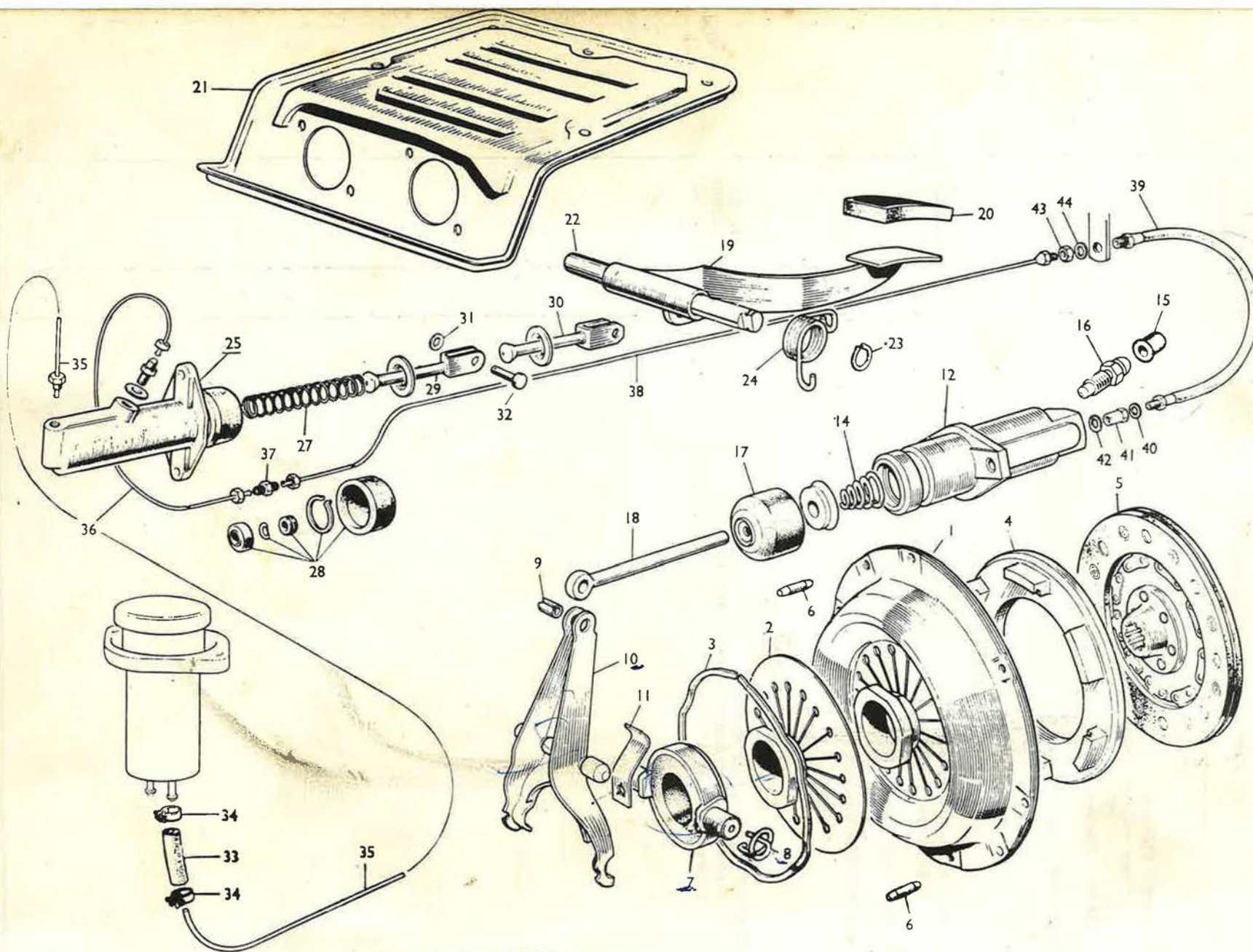
GROUP 5

PAGE 7

CODE	PART NAME AND DESCRIPTION	QTY.	PART NUMBER
5-106-0	<u>POWER BRAKE AIR CLEANER</u>		
5-106-4	COVER - Element	1	5042423
	Screw - Cover Attach - No. 10 x 3/8" UNF	1	39413061
5-106-3	GASKET - Element Cover	1	5042970
5-106-5	ELEMENT - Air Cleaner	1	5042424
5-107-0	<u>POWER BRAKE AIR HOSE</u>		
5-107-5	HOSE - Servo to Manifold	H 1	2625052 9166035
	Clip - Hose Attach	*	9787103
5-107-8	CONNECTOR - Servo Hose to Manifold	H 1	7100503
5-107-10	NON-RETURN VALVE	H 1	1801192
5-109-0	<u>POWER BRAKE MOUNTING</u>		
5-109-8	BRACKET - Servo Unit Mounting	H 1	7103436
	Screw - Bracket Attach - 5/16" x 3/4" UNF	4	19505062
	Lockwasher - 5/16"	4	9661202

* Quantity as required.

□ Part not listed in any previous Parts Book.



CLUTCH AND CONTROLS

CLUTCH

GROUP 6

PLATE 2

ITEM NO.	PART NAME	CODE
1	COVER -	6-14-1
2	DIAPHRAGM -	6-19-10
3	RING -	6-19-12
4	PLATE -	6-15-1
5	DISC -	6-13-1
6	DOWEL -	6-15-10
7	BEARING -	6-19-2
8	SPRING -	6-20-20
9	PIN -	6-40-49
10	LEVER -	6-22-1
11	CLIP -	6-22-20
12	CYLINDER -	6-40-46
14	SPRING -	6-40-61
15	CAP -	6-40-57
16	SCREW -	6-40-57
17	BOOT -	6-40-55
18	ROD -	6-40-47
19	PEDAL -	6-38-1
20	PAD -	6-39-2
21	BRACKET -	5-31-15
22	SHAFT -	5-32-1
23	CIRCLIP -	5-32-1
24	SPRING -	6-38-4
25	CYLINDER -	6-60-1
27	SPRING -	6-63-1
28	PACKAGE -	
	(Repair)	6-60-2
29	ROD -	6-64-1
30	ROD -	6-64-1
31	WASHER -	6-60-1
32	PIN -	6-60-1
33	HOSE -	6-54-9
34	CLIP -	6-54-9
35	TUBE -	6-54-9
36	TUBE -	6-54-10
37	ADAPTOR -	6-54-10
38	TUBE -	6-54-10
39	HOSE -	6-54-6
40	GASKET -	6-54-6
41	ADAPTOR -	6-54-6
42	GASKET -	6-54-6
43	NUT -	6-54-6
44	WASHER -	6-54-6

CLUTCH

CODE	PART NAME AND DESCRIPTION	QTY.	PART NUMBER
6-09-0	<u>CLUTCH HOUSING</u>		
6-09-1	HOUSING - Clutch - Serviced only in Trans-axle Housing Set (See 21-03-1)		
	DOWEL STUD - Clutch		
	Housing to Differential 5/16" x 2.3/8" UNC-UNF	1	7104131
	Stud - 5/16" x 2.5/8" UNC-UNF	7	29605212
	Nut - 5/16" UNF	7	5220702
	Washer - Plain 5/16"	7	9067022
	Lockwasher - 5/16"	7	5200487
	Nut - 1/4" Special	1	9029193
	Washer - Plain 1/4"	1	9067015
	Lockwasher - 1/4"	1	5220723
	NUT - Clutch Housing to Engine - 3/8" UNF	*	5220703
	Washer - Plain 3/8"	*	9067037
	Lockwasher - 3/8"	*	9661242
6-09-6	RING - Dowel	3	7104075
6-10-0	<u>CLUTCH HOUSING SHIELD</u>		
6-10-2	SHIELD - Clutch Housing Stone	1	7104145
	Screw - Shield Attach - 1/4" x 7/8" UNF	2	5220682
	Nut - 1/4" UNF	2	9510040
	Washer - Plain 1/4"	2	9067015
	Lockwasher - 1/4"	2	5220723
6-11-0	<u>CLUTCH HOUSING INSPECTION COVER</u>		
6-11-2	COVER - Clutch Housing Inspection	1	7104133
	"O" RING - Cover	1	9107099
	RING - Cover	1	7104220
6-13-0	<u>CLUTCH DISC</u>		
6-13-1	DISC ASSEMBLY - Clutch Driving		
	- 5.1/2" Mark I	1	7100406
	- 6.1/4" Mark II	1	7100482
6-13-4	FACING PACKAGE - Clutch Disc		
	- 5.1/2" Mark I	1	7080200
	- 6.1/4" Mark II	1	7080239
6-14-0	<u>CLUTCH COVER AND PRESSURE PLATE</u>		
6-14-1	COVER AND PRESSURE PLATE ASSEMBLY - 5.1/2" Mark I	1	7100131
	- 6.1/4" Mark II	1	7100438

CLUTCH

GROUP 6
PAGE 2

CODE	PART NAME AND DESCRIPTION	QTY.	PART NUMBER
6-14-10	SCREW - Cover to Flywheel - Mark I - 1/4" x 5/8" UNF - Mark II - 5/16" x 3/4" UNF	6 6	9003253 19505061
	Lockwasher - Mark I - 1/4" - Mark II - 5/16"	6 6	5220723 9661201
6-15-0	<u>CLUTCH PRESSURE PLATE</u>		
6-15-1	PLATE - Clutch Pressure - 5.1/2" - Mark I - 6.1/4" - Mark II	1 1	7080090 7080238
6-15-10	DOWEL - Clutch to Flywheel	2	5220716
6-19-0	<u>CLUTCH RELEASE BEARING</u>		
6-19-2	BEARING AND SLEEVE - Clutch Release <i>VCB129 BEARING</i>	1	7104320
6-19-10	DIAPHRAGM - Spring and Release Ring - 5.1/2" - Mark I - 6.1/4" - Mark II	1 1	7080087 7080236
6-19-2	RING - Fulcrum <i>710</i> - 5.1/2" - Mark I - 6.1/4" - Mark II	1 1	7080088 7080237
6-20-0	<u>CLUTCH RELEASE BEARING PULL BACK SPRING</u>		
6-20-20	RETAINER - Release Pad	2	7104140
6-22-0	<u>CLUTCH RELEASE FORK</u>		
6-22-1	FORK - Clutch Release	1	7104128
6-22-20	CLIP - Retaining - Withdrawal Lever Stud - Retaining Clip to Clutch Housing - 5/16" x 1.1/4" UNC-UNF Nut - 5/16" UNF	1 1 1	7104129 7104070 5220702
6-38-0	<u>CLUTCH PEDAL</u>		
6-38-1	PEDAL ASSEMBLY	1	7102523
6-38-4	SPRING - Pedal Return	1	7102667
6-39-0	<u>CLUTCH PEDAL PAD</u>		
6-39-2	PAD - Pedal	1	7102253

* Quantity as required.

† Part not listed in any previous Parts Book.

CLUTCH

CODE	PART NAME AND DESCRIPTION	QTY.	PART NUMBER
6-40-0	<u>CLUTCH SLAVE CYLINDER</u>		
6-40-44	PACKAGE - Clutch Slave Cylinder Repair	1	7080034
6-40-46	ASSEMBLY - Slave Cylinder	1	7104142
	Bolt - Cylinder to Clutch Housing - 5/16" x 1.1/2" UNF	2	19105121
	- 5/16" x 1.3/8" UNF	2	19105111
	Nut - 5/16" UNF	2	5220701
	Washer - Plain 5/16"	4	9067022
	Lockwasher - 5/16"	2	5200487
6-40-47	ROD - Push	1	7104143
6-40-49	BUSHING - Push Rod	1	9812011
6-40-57	SCREW - Bleeder	1	K28714
	CAP - Dust	1	K21836
6-40-61	SPRING	1	5220157
6-54-0	<u>CLUTCH HOSE</u>		
6-54-6	HOSE - Clutch Release	1	9168602
	GASKET - Hose to Adaptor	1	9077024
	ADAPTOR - Hose to Slave Cylinder	1	9151501
	GASKET - Adaptor to Slave Cylinder	1	9077017
	NUT - Hose to Tube	1	5220705
	Washer - Shakeproof - 7/16"	1	9664282
6-54-9	HOSE - Supply Tank to Pipe	1	9166011
	Clip - Hose to Pipe	2	1800452
6-54-10	TUBE - Supply Tank to Master Cylinder	1	9163306
	TUBE - Master Cylinder to Adaptor	1	9163311
	TUBE - Adaptor to Clutch Release Hose	1	7080081
	ADAPTOR - Master Cylinder Tube to Clutch Release Hose	1	9152303
	GROMMET - Pipe to Body (Front)	1	9118515
	- Pipe to Attachment Plate (Rear)	1	9118530
6-60-0	<u>CLUTCH MASTER CYLINDER</u>		
6-60-1	ASSEMBLY - Clutch Master Cylinder	1	7102178
	Washer - Plain - Clutch Pedal to Master Cylinder - 5/16"	1	9067023
	Clevis Pin - 5/16" x 3/4"	1	5220714
	Screw - Master Cylinder to Pedal Bracket		
	- 5/16" x 7/8" UNF	2	5220692
	Lockwasher - 5/16"	2	5200485

* Quantity as required.

⊠ Part not listed in any previous Parts Book.

CLUTCH

GROUP 6

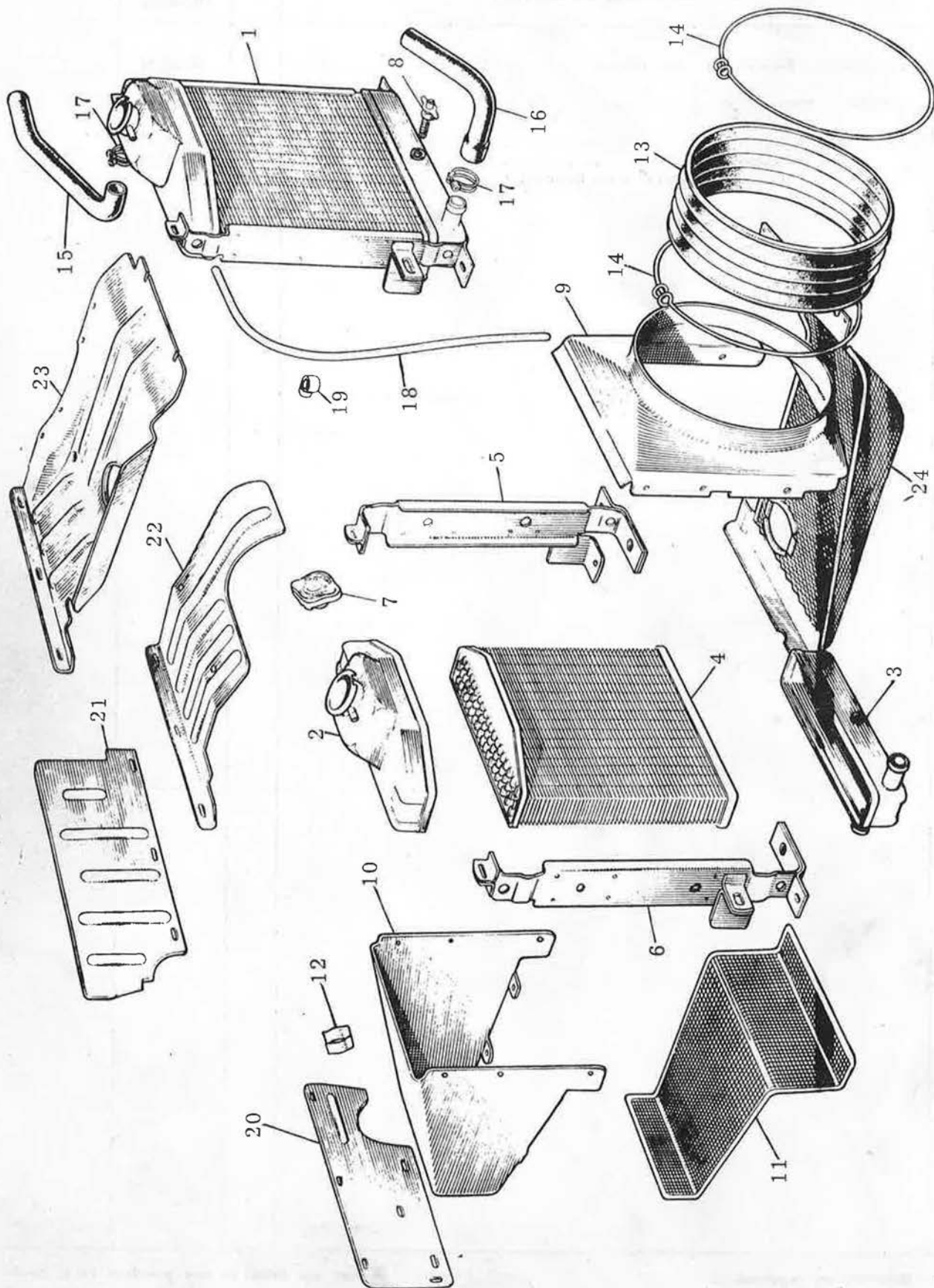
PAGE 4

CODE	PART NAME AND DESCRIPTION	QTY.	PART NUMBER
6-60-2	PACKAGE - Master Cylinder Repair	1	7080032
6-63-1	SPRING - Piston	1	5030668
6-64-1	PUSH ROD - Piston	1	7080033 -
	- Piston	1	7080169
	(Check Illustration when Ordering)		

* Quantity as required.

☐ Part not listed in any previous Parts Book.

COOLING



RADIATOR

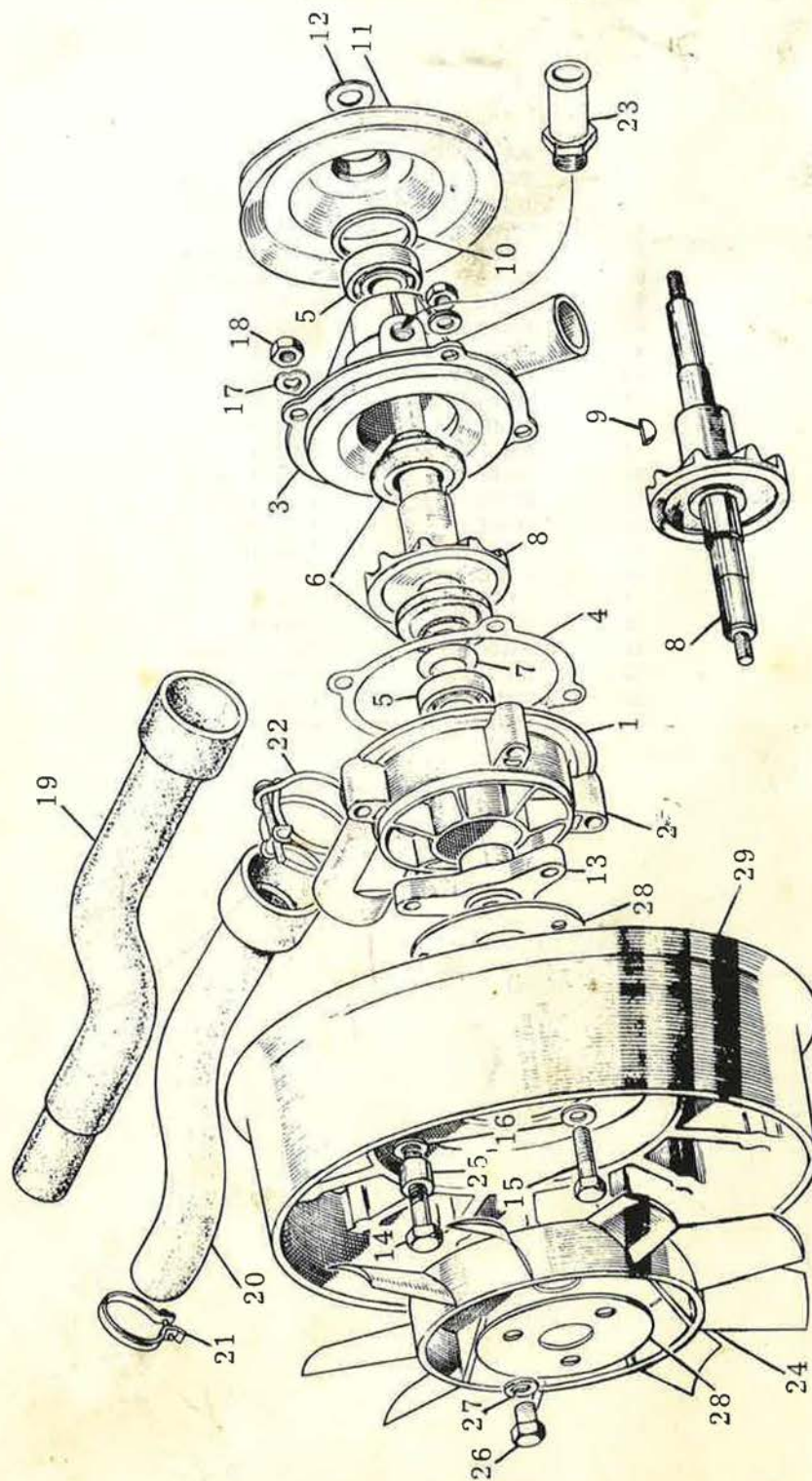
COOLING

GROUP 7

PLATE 2

ITEM NO.	PART NAME	CODE
1	RADIATOR -	7-11-3
2	TOP TANK -	Not Serviced
3	BOTTOM TANK -	Not Serviced
4	CORE -	7-11-3
5	STRAP -	Not Serviced
6	STRAP -	Not Serviced
7	CAP -	7-12-1
8	DRAINCOCK	7-13-2
9	COWL -	7-08-2
10	COWL -	7-08-2
11	GUARD -	7-35-2
12	CLIP -	7-08-2
13	GAITER -	7-08-2
14	CLIP -	7-08-2
15	HOSE -	7-14-4
16	HOSE -	7-14-5
17	CLAMP -	7-14-10
18	PIPE -	7-11-5
19	CLIP -	7-11-5
20	SHIELD -	7-35-3
21	PAD -	Not Serviced
22	SHIELD -	7-35-3
23	SHIELD -	7-35-3
24	SHIELD -	7-35-2

COOLING



COOLING

GROUP 7

PLATE 4

ITEM NO.	PART NAME	CODE
1	PACKAGE - Water Pump	7-42-1
2	HOUSING - (Outlet)	7-42-2
3	HOUSING - (Inlet)	7-42-2
4	GASKET -	7-43-3
5	BEARING -	7-45-11
6	SEAL -	7-46-1
7	SLINGER -	7-45-7
8	SHAFT AND IMPELLOR -	7-45-3
9	KEY -	7-06-2
10	CIRCLIP -	7-45-11
11	PULLEY -	7-06-2
12	WASHER -	7-06-2
13	PLATE -	7-02-2
14	BOLT -	7-08-2
15	BOLT -	7-08-2
16	WASHER -	7-08-2
17	WASHER -	7-08-2
18	NUT -	7-08-2
19	HOSE -	7-14-9
20	HOSE -	7-14-9
21	CLAMP -	7-14-9
22	CLAMP -	7-14-9
23	CONNECTOR -	7-14-9
24	FAN -	7-02-1
25	SPACER -	7-02-16
26	SCREW -	7-02-1
27	WASHER -	7-02-1
28	PLATE -	7-02-2
29	SHROUD -	7-08-2

COOLING

CODE	PART NAME AND DESCRIPTION	QTY.	PART NUMBER
7-02-0	<u>FAN ASSEMBLY</u>		
7-02-1	ASSEMBLY - Fan	1	7100358
	Screw - Fan to Fan Centre - 5/16" x 3/4" UNF	3	19505061
	Lockwasher - 5/16" Spring	3	5200487
7-02-2	PLATE - Fan Mounting	1	7100027
	- GT	1	7100828
	PLATE - Fan Cover	2	7100189
7-02-16	SPACER - Fan to Fan Mounting Plate	3	7100347
	- GT	3	9088046
7-03-0	<u>FAN AND GENERATOR BELT</u>		
7-03-1	BELT -	1	7100859
	- GT	1	7100743
7-06-0	<u>FAN PULLEY</u>		
7-06-1	PULLEY - Crankshaft	1	7100096
	Key - Pulley	1	5220720
	BOLT - Pulley	1	9003143
	WASHER - SPECIAL	1	7100184
	TABWASHER	1	7100328
	Note: When replacing Tabwasher on early vehicles with slotted Plain Washer also supply 7100184 Special Washer.		
7-06-2	<u>7100250 JAW NUT - (CRANKSHAFT END)</u> PULLEY - Fan	1	7100141
	- GT	1	7100826
	Washer - Plain - Pulley to Water Pump Shaft 3/8" - GT	2	9067039
	Nut - 3/8" UNF Cleve Lock	2	9572063
	Washer - Plain - 3/8"	2	9067039
	Nut - Nyloc - 3/8"	2	5220707
	KEY - Fan Pulley	1	5200253
	- GT	1	7100829
7-08-0	<u>FAN SHROUD</u>		
7-08-2	SHROUD - Fan	1	7100359
	- Inlet	1	7102220
	- GT	1	7103120
	- Outlet	1	7102333
	- GT	1	7103121
	CLIP - Spring - Outlet Cowl	1	9178138

Quantity as required.

⊞ Part not listed in any previous Parts Book.

COOLING

GROUP 7
PAGE 2

CODE	PART NAME AND DESCRIPTION	QTY.	PART NUMBER
7-08-2 Continued	GAITER - Fan Cowl to Inlet Cowl	1	7102264
	CLIP - Gaiter to Cowl	2	7102265
	Bolt - Gaiter Clips * 1/4" UNF	2	5220693
	Washer - Plain	2	9067014
	Nut - 1/4" UNF	2	9510040
	Bolt - Fan Cowl to Water Pump - 5/16" x 2.3/8" UNF	2	19105191
	- 5/16" x 3" UNF	2	19105241
	- 5/16" x 3.1/8" UNF - GT .. H	2	19105252
	- 5/16" x 2.1/2" UNF - GT .. H	2	19105202
	Washer - Plain - 5/16"	4	9067104
	Lockwasher - 5/16"	4	9075016
	Nut - 5/16" UNF	4	9034042
	Screw - Inlet and Outlet Cows to Radiator	12	49351062
	Washer - 3/16" Plain	12	9096070
7-11-0	<u>RADIATOR CORE AND TANKS</u>		
7-11-3	CORE AND TANK ASSEMBLY - Up to B42, 9, 509972	1	7050077
	- From B42, 9, 509973	1	7050114
	- GT- Up to B49, 2, 001313 .. H	1	7050142
	- GT- From B49, 2, 001314 .. H	1	7050157
	CORE ONLY -	1	7102206
	- GT- Up to B49, 2, 001313 .. H	1	7103080
	- GT- From B49, 2, 001314 .. H	1	7103383
	Setscrew - Radiator to Body - 5/16" x 5/8"	3	5220684
	Washer - Plain - 5/16"	3	9067027
	Washer - Shakeproof - 5/16"	3	9664203
	Nut - Grip - 5/16" UNF	3	5220711
7-11-5	PIPE - Overflow	1	9166020
	CLIP - Overflow Pipe Attach	2	9176039
7-12-0	<u>RADIATOR FILLER CAP</u>		
7-12-1	CAP ASSEMBLY -	1	7102492
7-13-0	<u>RADIATOR DRAIN COCK</u>		
7-13-2	COCK - Drain	1	9214001
7-14-0	<u>RADIATOR HOSES AND CLAMPS</u>		
7-14-4	HOSE - Radiator Inlet	1	7102218
	CLAMP	2	1893187
7-14-5	HOSE - Radiator Outlet	1	7102219
	CLAMP	2	1893187

* Quantity as required.

H Part not listed in any previous Parts Book.

H Part not listed in any previous Parts Book.

COOLING

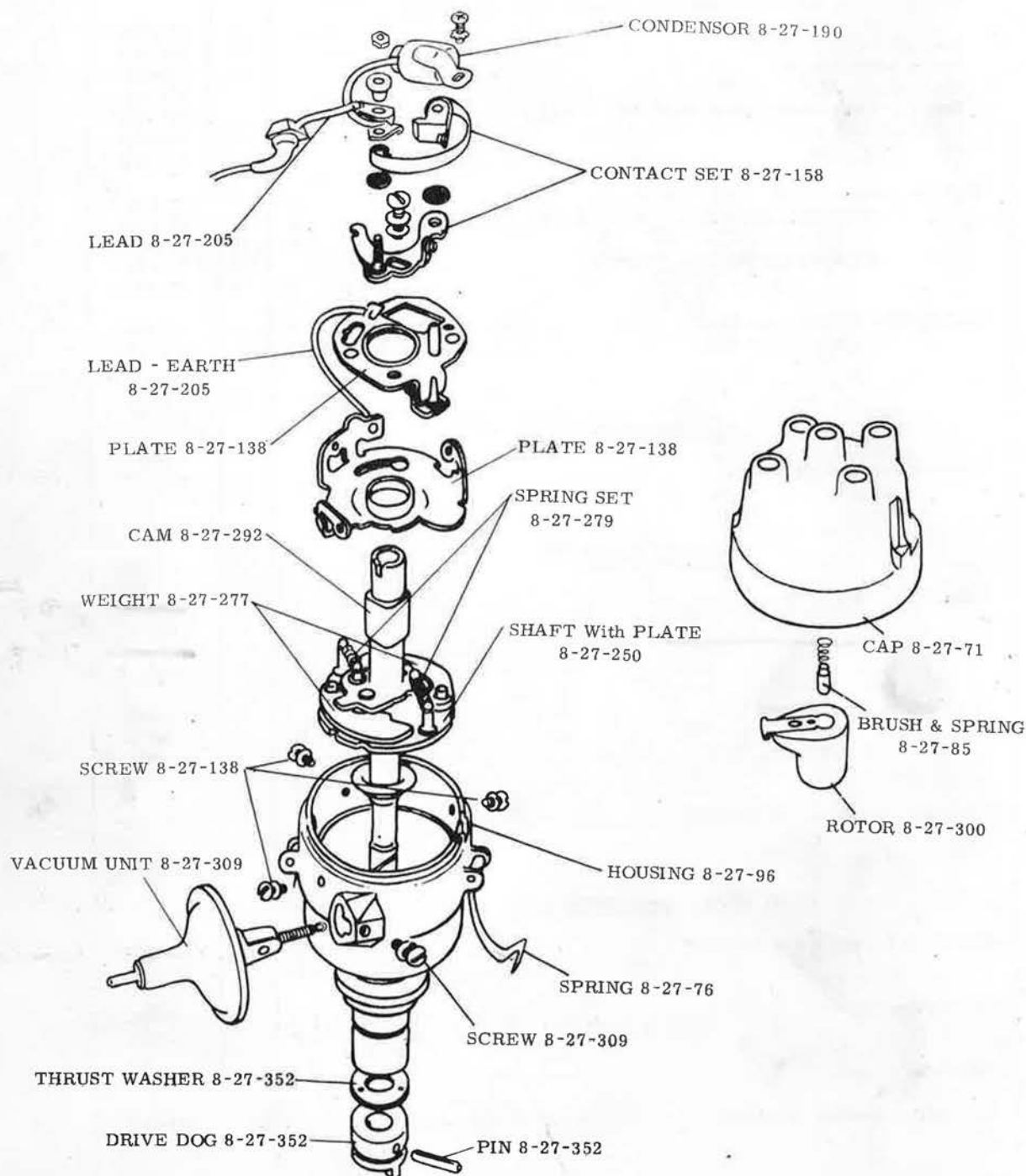
CODE	PART NAME AND DESCRIPTION	QTY.	PART NUMBER	
7-35-2 Continued	Screw - Stone Deflector Radiator Bottom Tank to Radiator - 5/16" UNF	2	19505052	
	Washer - Plain - 5/16"	2	9067026	
	Lockwasher - 5/16"	2	9660202	
	Nut - 5/16" UNF	2	9510051	
	Screw - Stone Deflector to Body No. 10 Pan Head	4	39313081	
	Lockwasher - 3/16"	4	9660122	
	Nut - 3/16" UNF	4	9510031	
7-35-3	SHIELD - Water - LH.	1	7102235	
	- Water RH. Upper	1	7102236	
	- GT	1	7103004	
	- Radiator and Muffler Lower	1	7102511	
	- GT	1	7102856	
7-35-4	SILENCER - Outlet Cowl Side	2	7102819	
	- Outlet Cowl Top	1	7102820	
7-41-0	<u>THERMOSTAT</u>			
7-41-4	THERMOSTAT ASSEMBLY -	1	7100429	7103617
7-42-0	<u>WATER PUMP</u>			
7-42-1	PACKAGE - Water Pump	1	7050032	77050206
	- GT	1	7050153	
	- Water Pump Repair	1	7050105	7050162
	- GT	1	7050154	
7-42-2	HOUSING - Water Pump Inlet	1	7100024	
	- GT	1	7100754	
	- Water Pump Outlet	1	7100025	
	- GT	1	7100755	
7-42-3	GASKET - Water Pump Housing	1	7100136	
7-45-0	<u>PUMP SHAFT AND IMPELLOR</u>			
7-45-3	ASSEMBLY - Shaft and Impellor	1	7100677	7100729
	- GT	1	7100825	
7-45-7	SLINGER - Shaft	2	7100281	
	- GT	1	7100750	
7-45-11	BEARING - Shaft	2	9198018	
	CIRCLIP - Bearing Retainer	1	9204021	
7-46-0	<u>WATER PUMP SEAL</u>			
7-46-1	SEAL - GT	2	7100450	
		2	7054190	

* Quantity as required.

H Part not listed in any previous Parts Book.

72-80
14-56
87-36

ELECTRICAL

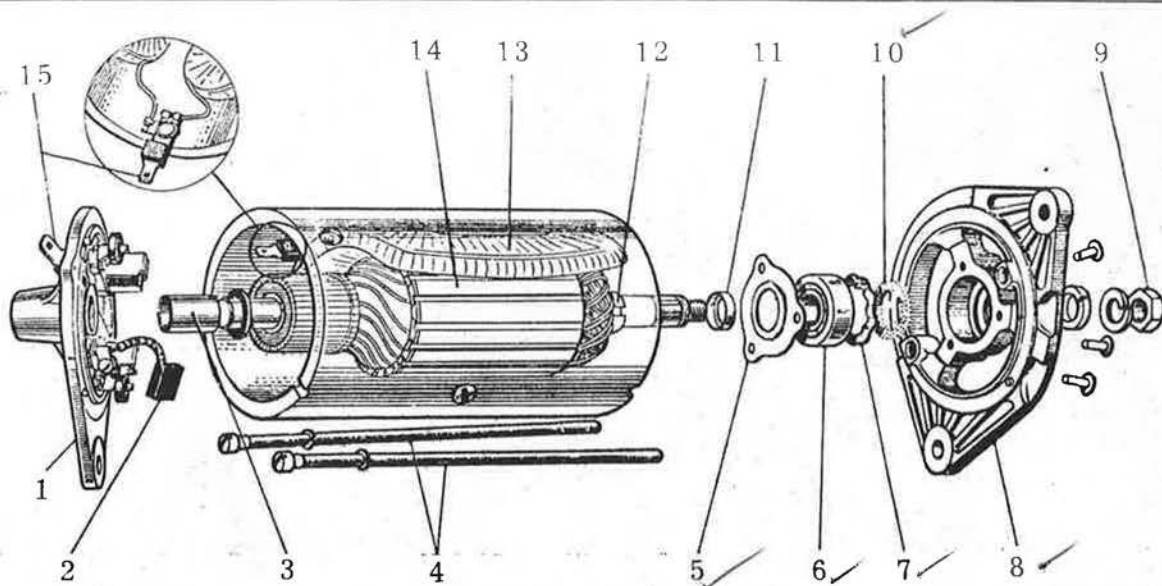


IGNITION DISTRIBUTOR

ELECTRICAL

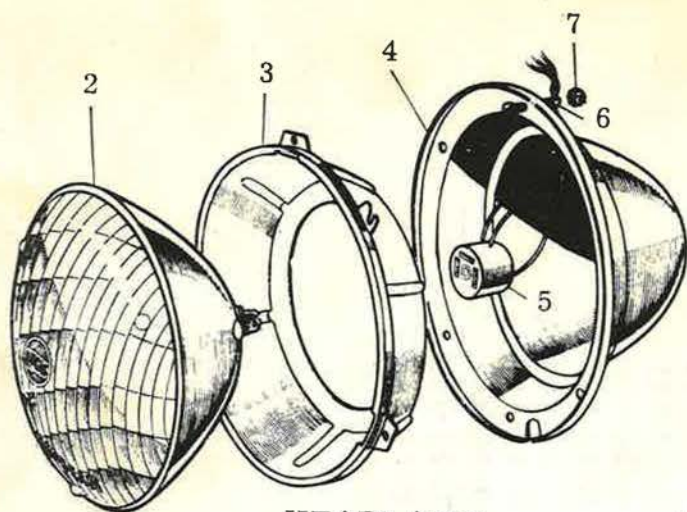
GROUP 8

PLATE 2

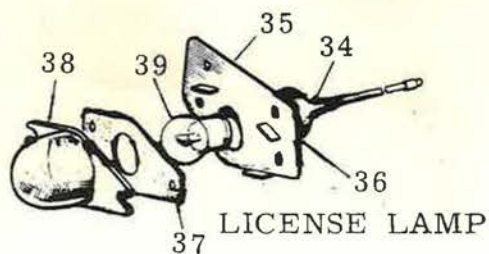
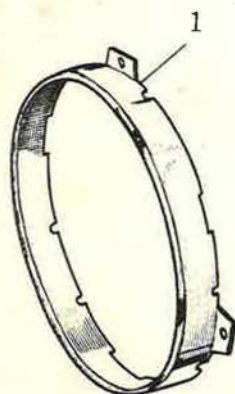


GENERATOR

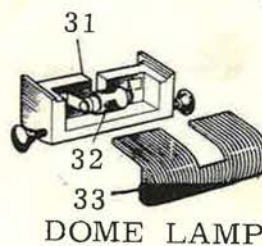
ITEM NO.	PART NAME	CODE
1	BRACKET	8-29-100
2	BRUSH SET	8-29-17
3	BUSH	8-29-113
4	BOLT	8-29-208
5	PLATE	8-29-155
6	BEARING	8-29-154
7	WASHER	8-29-151
8	BRACKET	8-29-146
9	NUT	8-29-2
10	WASHER	8-29-150
11	RETAINER	8-29-156
12	COLLAR	8-29-157
13	FIELD COIL SET	8-29-172
14	ARMATURE	8-29-1
15	TERMINAL SET	8-29-300



HEADLAMP

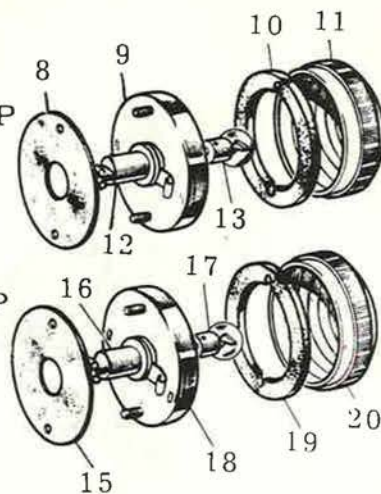


LICENSE LAMP

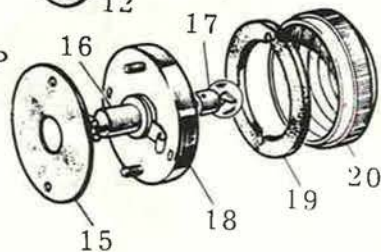


DOME LAMP

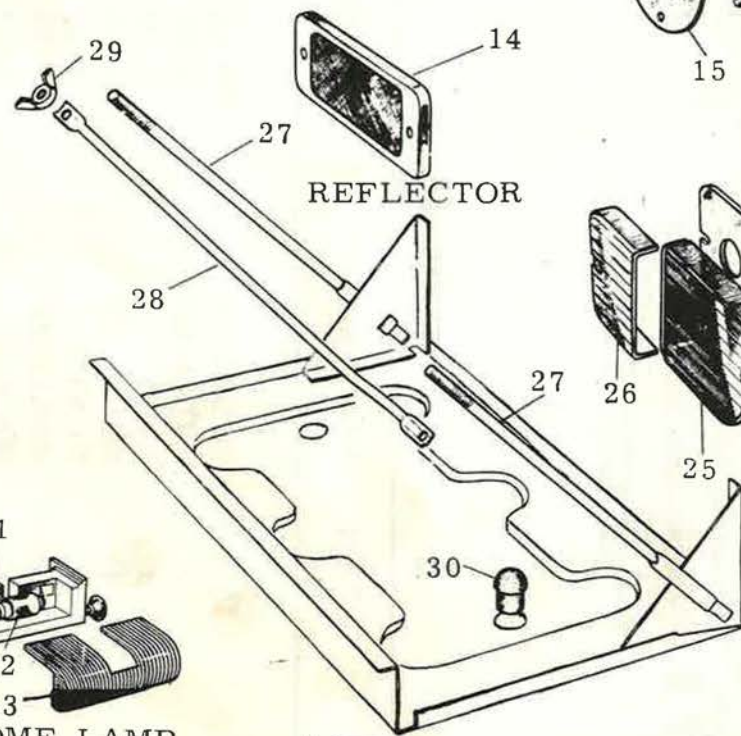
TURN SIGNAL LAMP



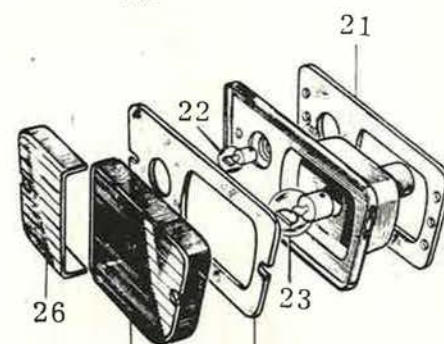
TAIL AND STOP LAMP



REFLECTOR



BATTERY HOLD-DOWN RODS



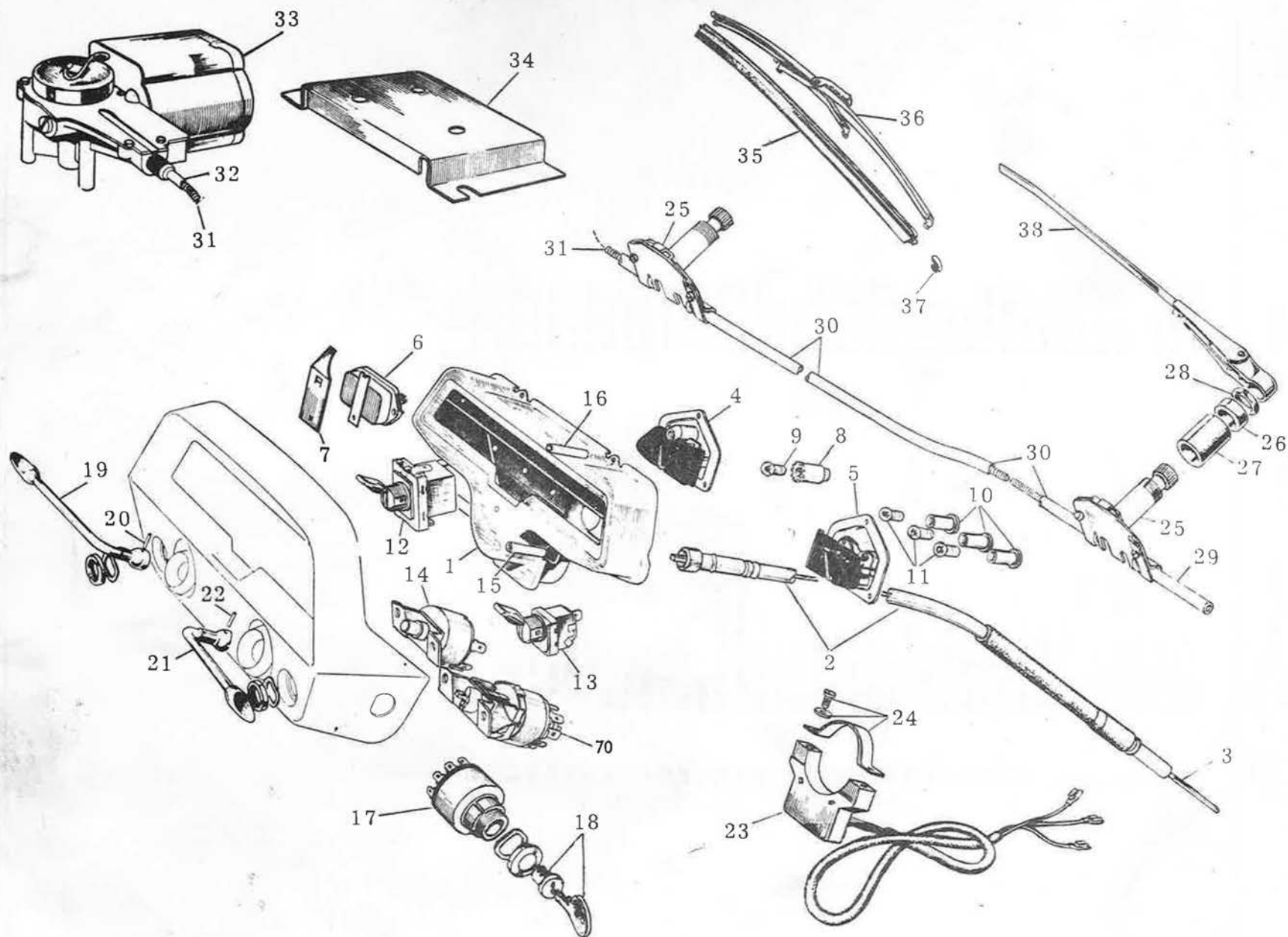
PARK AND TURN
SIGNAL LAMP

ELECTRICAL

GROUP 8
PLATE 4

ITEM NO.	PART NAME	CODE
1	RING -	8-34-180
2	UNIT -	8-34-175
3	SEAT -	8-34-1
4	HOUSING - Serviced in Assy.	
5	CONNECTOR AND TERMINAL -	8-34-288
6	SCREW -	8-34-178
7	NUT -	8-34-178
8	GASKET -	8-56-40
9	HOUSING -	8-56-1
10	GASKET -	8-56-23
11	LENS - ✓	8-56-7
12	SOCKET -	8-56-34
13	BULB -	8-44-1
14	REFLECTOR -	8-51-1
15	GASKET -	8-55-8
16	CONNECTOR AND TERMINAL -	8-55-57
17	BULB -	8-44-1
18	HOUSING -	8-55-136
19	GASKET -	8-55-214
20	LENS - ✓	8-55-195
21	GASKET -	8-50-308
22	BULB -	8-44-1
23	BULB -	8-44-1
24	GASKET -	8-50-338
25	LENS (Amber) -	8-50-335
26	LENS (Clear) -	8-50-335
27	ROD -	13-34-4
28	STRAP -	13-34-3
29	NUT -	13-34-4
30	PLUG -	13-13-61
31	LAMP -	8-05-1
32	BULB -	8-44-1
33	LENS -	8-05-23
34	GROMMET - Not Serviced	
35	LAMP -	8-57-10
36	SOCKET -	8-57-79
37	GASKET -	8-57-56
38	LENS -	8-57-55
39	BULB -	8-44-1

ELECTRICAL



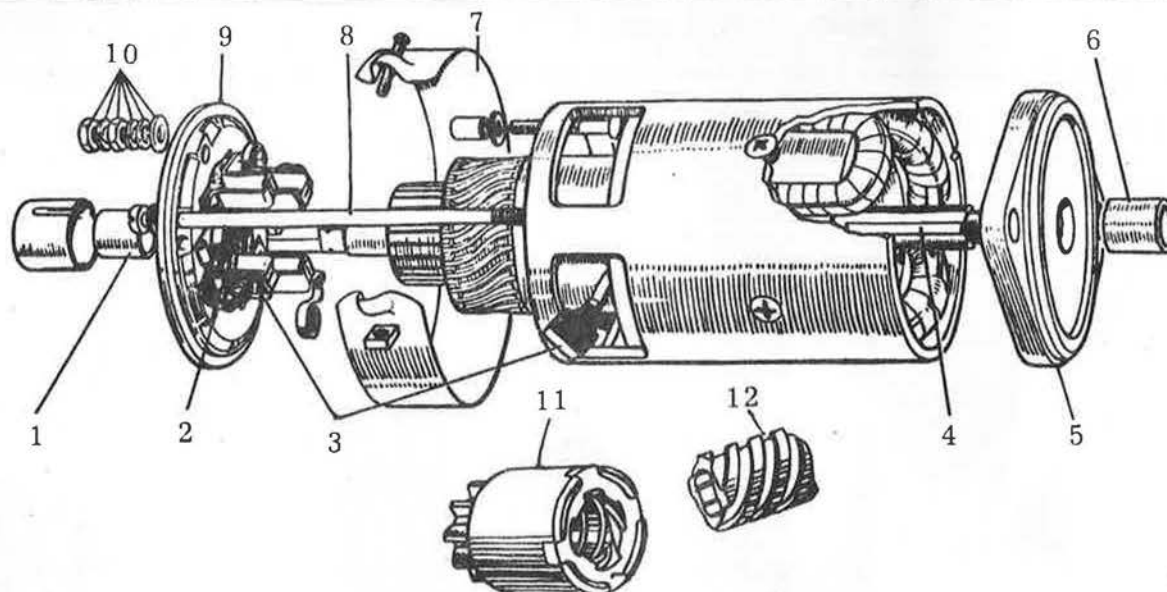
SPEEDOMETER - GAUGES - SWITCHES - WINDSHIELD WIPER

ELECTRICAL

GROUP 8
PLATE 6

ITEM NO.	PART NAME	CODE
1	SPEEDOMETER -	3-37-372
2	HOUSING -	22-30-12
3	CABLE -	22-30-19
4	GAUGE -	8-37-136
5	GAUGE -	8-37-275
6	REGULATOR -	8-37-2
7	BRACKET -	8-37-2
8	SOCKET -	8-41-36
9	BULB -	8-44-1
10	SOCKET -	8-37-88
		8-39-15
		8-50-136
11	BULB -	8-44-1
12	SWITCH -	8-53-270
13	SWITCH -	23-67-160
14	SWITCH -	8-53-150
15	TUBE -	8-37-188
16	TUBE -	8-37-188
17	SWITCH -	8-35-59
18	CYLINDER AND KEYS -	8-35-115
19	LEVER AND KNOB -	8-53-296
20	ROLL PIN -	8-53-296
21	LEVER AND KNOB -	8-50-129
22	ROLL PIN -	8-50-129
23	PAWL UNIT -	8-50-126
24	BRACKET -	8-50-126
25	PIVOT ASSEMBLY -	23-67-86
26	SEAL -	23-67-139
27	SEAL -	23-67-139
28	NUT -	23-67-87
29	TUBE -	23-67-79
30	TUBE -	23-67-79
31	CABLE -	23-67-79
32	TUBE -	23-67-79
33	MOTOR ASSEMBLY -	23-67-98
34	BRACKET -	23-67-18
35	REFILL -	23-67-25
36	BLADE -	23-67-25
37	CAP -	23-67-25
38	ARM -	23-67-5

ELECTRICAL



STARTING MOTOR

ITEM NO.	PART NAME	CODE
1	BUSH	8-52-11
2	SPRING SET	8-52-140
3	BRUSH SET	8-52-135
4	ARMATURE	8-52-120
5	BRACKET	8-52-76
6	BUSH	8-52-80
7	BAND	8-52-195
8	BOLT	8-52-241
9	BRACKET	8-52-176
10	PACKAGE	8-52-240
11	PINION & BARREL	8-52-21
12	SLEEVE	8-52-25

ELECTRICAL

GROUP 8

PAGE 1

CODE	PART NAME AND DESCRIPTION	QTY.	PART NUMBER
8-01-0	<u>BATTERY AND CABLES</u>		
8-01-2	BATTERY - 12 Volt Fiat R	1	2596045
8-01-4	CABLE - Battery Positive to Earth	1	7105103
	- Battery Negative to Earth - GT	H 1	2799365
8-01-17	CABLE - Battery Negative to Starter Solenoid	1	7105104
	- Battery Positive to Starter Solenoid - GT	H 1	2799364
	- Starter Solenoid to Starter Motor	1	7105042
	- Engine to Earth	1	7105040
	- GT	H 1	7105174
8-05-0	<u>DOME LAMP</u>		
8-05-1	DOME LAMP ASSEMBLY -	1	7105107
	Screw - Dome Lamp to Header Panel - No. 8 UNF x 7/8" Rsd Hd	2	9763146
8-05-23	LENS - Dome Lamp	1	5041080
8-12-0	<u>AUTOMATIC DOOR LAMP SWITCH</u>		
8-12-2	SWITCH - Front Door Automatic Lamp - GT	H 2	7208332
8-15-0	<u>CHASSIS AND BODY WIRING</u>		
8-15-2	WIRING ASSEMBLY - Body and Instrument Panel	1	7105130
	- GT	H 1	7105258
8-15-4	WIRING ASSEMBLY - Engine Compartment	1	7105039
	- GT	H 1	7105159
8-15-24	CABLE - Sending Unit (Temperature Warning Light) to low Oil Pressure Switch	1	7105071
	STRIP - Plastic - Cable to Clutch Hose	*	P43469
	STUD - Plastic Strip Connector	1	P43470
8-16-0	<u>CABLE CONNECTORS</u>		
8-16-8	CONNECTOR - 12 Amp. (Female)	*	9227100
	- 35 Amp. (Female)	*	9227101
	- Single (Rubber Covered)	*	P40883
	- Metal End	*	P41405
8-27-0	<u>DISTRIBUTOR</u>		
8-27-1	DISTRIBUTOR ASSEMBLY - Stamped 40905 or 62941057	1	7100089
	- Stamped 41132 - GT	H 1	7100487

* Quantity as required.

H Part not listed in any previous Parts Book.

ELECTRICAL

CODE	PART NAME AND DESCRIPTION	QTY.	PART NUMBER
8-27-4	SEAL - Oil - Distributor to Timing Cover	2	9107066
	Stud - 1/4" UNC/UNF x 1.1/8"	2	29604093
	Nut - 1/4" UNF	2	9510040
	Washer - 1/4" Spring	2	9661161
8-27-19	CLAMP - Distributor Hold Down	1	K25506
	SCREW - Clamp	1	2622924
8-27-71	CAP ASSEMBLY - Distributor	1	7080052
8-27-76	SPRING - Cap Attach	2	5037524
8-27-85	BRUSH & SPRING ASSEMBLY - Distributor Cap	1	K22438
8-27-132	BUSHING - Distributor Body	2	2622967
8-27-138	PLATE - Contact Breaker Base ✓	1	2622970
	- Contact Breaker Bearing	1	2623094
8-27-158	CONTACT SET - 25062075	1	K25986
8-27-190	CONDENSOR -	1	K25987
8-27-205	LEAD - Primary w/Insulator	1	5040609
	- Earth	1	2622957
8-27-250	SHAFT & PLATE ASSEMBLY -	1	2623090
8-27-277	WEIGHT - Governor	2	2623101
8-27-279	SPRING SET - Governor Weight - W-7100089 Dist.	1	2623106
	- W-7100487 Dist.	1	2798466
8-27-292	CAM ASSEMBLY - W-7100089 Dist.	1	2798482
	- W-7100487 Dist.	1	2798471
8-27-300	ROTOR - Distributor	1	K24988
8-27-305	PACKAGE - Distributor Sundry Parts	1	2622945
8-27-309	VACUUM CONTROL ASSEMBLY - W-7100089 Dist.	1	7080094
	- W-7100487 Dist.	1	5044637
	NUT - Micrometer	1	2623095
	SPRING - Ratchet - Micrometer	1	2623096
	- Return Micrometer	1	2622941
8-27-320	TUBE - Carburettor to Distributor Vacuum Control	1	7100218
	- GT	1	7100454
	Clip - Tube Retaining	1	9176003
	"O" RING - Tube	1	9107026
8-27-321	SLEEVE - Vacuum Control Tube to Carburettor - GT	1	1218538
8-27-322	CONNECTOR - Vacuum Control Tube to Distributor and Carburettor	2	7100619
8-27-352	DOG - Distributor Driving	1	5037985

* Quantity as required.

⊠ Part not listed in any previous Parts Book.

ELECTRICAL

GROUP 8

PAGE 3

CODE	PART NAME AND DESCRIPTION	QTY.	PART NUMBER
8-28-0	<u>GENERATOR</u>		
8-28-3	GENERATOR - Stamped - 62921012	1	1046668
	- Stamped - 62921015 - GT	1	2795382
8-28-6	Bolt - Generator to Adjusting Strap - 5/16" x 5/8" UNC	1	19605051
	Lockwasher - 5/16"	1	5200487
	Washer - Plain - 5/16"	1	9067027
	Bolt - Generator to Rear Support Bracket - 5/16" x 7/8" UNF ...	1	5220692
	Lockwasher - 5/16"	1	5200487
	Nut - 5/16" UNF	1	5220701
	Bolt - Generator to Front Mounting Bracket - 5/16" x 2.1/2" UNF	1	19105201
	Nut - 5/16" UNF	1	5220701
	Lockwasher - 5/16"	1	5200487
8-28-15	STRAP - Generator Adjusting	1	7100298
	- GT	1	7100525
	Bolt - Adjusting Strap to Mounting Bracket - 5/16" x 3.1/8" UNF	1	19105251
	Nut - 5/16" UNF	1	5220701
	Lockwasher - 5/16"	1	5200487
	Stud - Adjusting Strap to Front Bracket - 5/16" x 1.1/2" UNC-UNF	1	7100509
	- GT	1	5200487
	Lockwasher - 5/16"	1	5220701
	Nut - 5/16" UNF	1	5220701
8-28-36	BRACKET - Generator and Water Pump Mounting - Front	1	7100163
	- GT	1	7100508
	- Rear	1	7100179
	SPACER - Mounting Bracket	1	9087087
	Bolt - Bracket Front Spacer to Rear Bracket		
	- 5/16" x 3.1/8" UNF - GT	1	19105251
	Lockwasher - 5/16"		5200487
	Bolt - Mounting Bracket to Timing Cover - 5/16" x 3.1/2" UNF ..	3	19105281
	Nut - 5/16" UNF	3	5220701
	Lockwasher - 5/16"	3	5200487
	BRACKET - Support - Generator Rear	1	7100121
	Bolt - Bracket to Cylinder Block - 3/8" x 3/4" UNC	2	5220699
	Lockwasher - 3/8"	2	9661241
8-28-74	REGULATOR ASSEMBLY - Generator Voltage	1	2795780
	Screw - Regulator Attach - 3/16" x 1.1/8" UNF	3	39303180
	COVER - Regulator	1	2798481
	SCREW - Cover Attach	2	7080136
8-28-297	PULLEY - Generator with Ventilating Fan	1	7100340
	- Generator - GT	1	7100567
	A limited number of early cars were fitted with a Generator Pulley with ventilating fan smaller than that now fitted. When changing pulley on early cars, check fan size as new Adjusting Strap 7100298 may have to be fitted.		
8-29-0	<u>GENERATOR COMPONENT PARTS</u>		
8-29-1	ARMATURE -	1	2622845
8-29-2	NUT - Armature Shaft	1	5030868

Quantity as required.

Part not listed in any previous Parts Book.

ELECTRICAL

CODE	PART NAME AND DESCRIPTION	QTY.	PART NUMBER
8-29-2	WASHER - Shaft Nut	1	2798400
Continued			
8-29-17	BRUSH SET - Generator - W-1046668 Generator	1	5037543
	- W-2795382 Generator	1	2623164
8-29-20	SPRING SET - Generator Brush	1	5037544
8-29-100	BRACKET ASSEMBLY - Commutator End	1	2623165
8-29-104	OILER ASSEMBLY - Generator	1	5039250
8-29-113	BUSH - Commutator End Bearing	1	9200034
8-29-146	BRACKET ASSEMBLY - Drive End	1	2623166
8-29-147	COLLAR - Commutator End Distance	1	2622826
8-29-150	WASHER - Drive End Felt - W-2795382 Generator	1	2623162
8-29-151	WASHER - Bearing - (Corrugated)	1	2622823
8-29-154	BEARING - Drive End	1	9188002
8-29-155	PLATE - Bearing	1	2622848
8-29-156	RETAINER - Bearing Ring	1	2622843
8-29-157	COLLAR - Drive End Bearing - W-1046668 Generator	1	2622840
	- W-2795382 Generator	1	2798401
8-29-172	FIELD COIL SET -	1	2798402
8-29-208	BOLT - Thru	1	2622847
8-29-300	TERMINAL SET - Lucar	1	5038807
8-29-320	PACKAGE - Generator Sundry Parts	1	2623075
8-30-0	<u>GROMMETS</u>		
8-30-1	GROMMET - Low Tone Horn Fixing Holes - Models fitted with		
	High Tone Horns only	2	9119553
	- Air Intake Horn Lead	1	9118529
	- Rear Number Plate Lead	1	9118546
	- Stoplight Lead	1	9118546
8-32-0	<u>HORNS</u>		
8-32-2	HORN With BRACKET - Low Note	1	1800233
	- High Note	1	1800125
	- High Note - GT	1	7105264
8-33-0	<u>HORN CONTROLS</u>		
8-33-4	LEVER AND KNOB ASSEMBLY - Horn and Turn Signal	1	7080060
	ROLL PIN - Lever Locating	1	7080061

* Quantity as required.

☐ Part not listed in any previous Parts Book.

ELECTRICAL

GROUP 8

PAGE 5

CODE	PART NAME AND DESCRIPTION	QTY.	PART NUMBER
8-33-90	SWITCH - Horn and Turn Signal	1	7105028
	- GT	1	7105134
	Nut - Switch to Instrument Housing - No. 10 UNF	2	9551031
	Lockwasher - No. 10	2	9661123
	Washer - Plain No. 10	2	9067094
8-34-0	<u>HEADLAMP</u>		
8-34-1	HEADLAMP ASSEMBLY -	2	7105000
	SEAT - Headlamp	2	5041048
8-34-15	SEAL - Headlamp Mounting	1	7200761
	WASHER - Seal	6	7200327
	Rivet - (Nylon) Seal to Front Panel	6	9143308
8-34-175	UNIT - Sealed Beam	2	2288047
8-34-178	SCREW - Sealed Beam Mounting Seat Adjusting	4	7080151
	NUT - Adjusting Screw	4	7105032
8-34-180	RING - Headlamp Retaining	2	5042722
	SCREW - Retaining Ring Mounting	6	5038928
8-34-288	CONNECTOR AND TERMINAL - Sealed Beam Unit	2	5037061
8-34-362	HOUSING AND SUPPORT - Headlamp Mounting RH/LH	1	7200014-3
	Rivet - Housing to Headlamp Shell	8	9143077
	Screw - Housing to Bonnet Locking Platform - No. 10 x 1/2" UNF	4	39303081
	Washer - Plain No. 10	4	9067008
	Lockwasher - No. 10	4	9663122
	Nut - No. 10 UNF	4	5220700
	BRACKET - Headlamp Mounting Stop	2	7200015
	Lockwasher - Bracket Attach - No. 10 UNF	4	9663122
	Nut - No. 10 UNF	4	9510031
	CLIP - Spring Hinge - Headlamp Housing and Support	2	7200016
	Screw - Spring Clip to Housing - No. 10 x 3/8" UNF	2	9734063
8-34-370	BRACKET - Headlamp Mounting - RH/LH	1	7203124-5
8-35-0	<u>IGNITION COIL, SWITCH AND LOCK CYLINDER</u>		
8-35-4	COIL - Ignition	1	5030857
	Bolt - Coil to Body - 1/4" x 1/2" UNF	2	5220690
	Washer - Plain - 1/4"	2	9067018
	Lockwasher - 1/4"	2	5220723
	CONNECTOR - Lucar	2	9227111
8-35-59	SWITCH - Ignition and Starter	1	1046630
	- GT	1	7105236

* Quantity as required.

□ Part not listed in any previous Parts Book.

ELECTRICAL

CODE	PART NAME AND DESCRIPTION	QTY.	PART NUMBER
8-35-59 Continued	Nut - Switch to Instrument Housing No. 10 UNF	2	9551031
	Lockwasher - No. 10	2	9661123
	Washer - Plain - No. 10	2	9067094
8-35-62	WASHER - Starter and Ignition Switch to Housing	*	7102487
8-35-115	CYLINDER AND KEYS PACKAGE - Ignition Lock	1	5240380
8-36-0	<u>IGNITION WIRING AND SPARK PLUGS</u>		
8-36-1	CABLE - Ignition - No. 1	1	7080127
	2	1	7080128
	3	1	7080129
	4	1	7080130
	No. 1 - GT	H 1	7100774
	2	H 1	7100775
	3	H 1	7100776
	4	H 1	7100777
8-36-49	CABLE - Ignition Coil Secondary	1	7100153
	- GT	H 1	7100816
8-36-114	SPARK PLUG - Champion N5	4	2590003
	- Champion N9Y - GT	4	2098378
8-36-117	COVER - Spark Plug	4	7102598
8-36-137	COVER - Spark Plug Recess	4	7100286
8-37-0	<u>INSTRUMENT PANEL INSTRUMENTS</u>		
8-37-2	REGULATOR ASSEMBLY - Instrument - Voltage	1	1205576
	- GT	H 1	1801197
	BRACKET - Regulator	1	7080205
8-37-88	SOCKET - Low Oil Pressure Indicator Lamp	1	7080093
8-37-90	BEZEL - Horn - Directional Indicator and Headlamp Switch Mounting	2	7200123
	Clip - Spire Bezel Attach	2	9132926
8-37-136	GAUGE - Temperature - GT	H 1	7105198
8-37-155	SENDING UNIT - Temperature Warning Light	1	7105069
	- Temperature Gauge - GT	1	1205552
	WASHER - Sending Unit	1	7102510

* Quantity as required.

H Part not listed in any previous Parts Book.

ELECTRICAL

GROUP 8

PAGE 7

CODE	PART NAME AND DESCRIPTION	QTY.	PART NUMBER
8-37-188	TUBE - Spacing - Upper	2	7105035
	TUBE - Spacing - Lower	2	7105036
	Washer - Instrument Unit to Instrument Housing - No. 10 Plain	2	9067094
	Lockwasher - No. 10	2	9661123
	Nut - No. 10 UNF	2	9551031
	Nut - Special	2	7200583
8-37-190	BACK COVER - Instrument Housing - Up to B42-9-003467	1	7200456
	- From B42-9-003468	1	7208257
8-37-275	GAUGE ASSEMBLY - Fuel	1	7080041
8-37-372	SPEEDOMETER ASSEMBLY - M. P. H.	1	7080039
	GT	1	7080349
	<i>DECAL - Speed Limitation - GT</i>	1	<i>2799371</i>
8-37-373	HOUSING - Speedometer and Instrument Cluster		
	- Up to B42-9-003647	1	7200573
	- From B42-9-003648	1	7200892
	Screw - Housing to Instrument Panel		
	- 1/4" x 7/8" Cone Pt. UNF	2	19804071
	Washer - 1/4" Plain	2	9067014
	SPACER - Instrument Housing to Instrument Panel		
	- Up to B42-9-003647	1	7200570
	Nut - Spacer Attach - Special	3	7200121
8-37-389	BRACKET - Instrument Housing Support		
	- Up to B42-9-003467	1	7200565
	- From B42-9-003468	1	7200878
8-39-0	<u>HIGH BEAM INDICATOR LAMP</u>		
8-39-15	SOCKET - High Beam Indicator Lamp	1	7080093

* Quantity as required.

□ Part not listed in any previous Parts Book.

ELECTRICAL

CODE	PART NAME AND DESCRIPTION	QTY.	PART NUMBER
8-41-0	<u>INSTRUMENT PANEL LAMP</u>		
8-41-36	SOCKET - Instrument Lamp	1	5037422
	- Ignition Lamp	1	7080093
8-44-0	<u>BULBS</u>		
8-44-1	BULB - Licence Lamp	1	207
	- Instrument Cluster Lamp	1	987
	- Low Oil Pressure Indicator Lamp	1	987
	- High Beam Indicator Lamp	1	987
	- Ignition Indicator Lamp	1	987
	- Turn Signal Indicator Lamp	1	987
	BULB - Stop and Tail Lamp - 12v 21/6	2	380
	BULB - Turn Signal Lamp	4	382
	- Front - GT	2	382
	- Rear - GT	2	2797259
	- Park Lamp	2	222
	- Dome Lamp	1	254
8-47-0	<u>LICENCE MOUNTING PARTS</u>		
8-47-8	BRACKET - Front Licence & Plate	1	7200164
	Screw - Bracket to Body - No. 6 x 3/8" UNF	2	9732066
8-50-0	<u>PARKING AND TURN SIGNAL LAMP</u>		
8-50-82	SWITCH - Turn Signal and Horn	1	7105028
	- GT	1	7105134
	Nut - Turn Signal and Horn Switch to Instrument Housing	2	9551031
	- No. 10 UNF	2	9661123
	Lockwasher - No. 10	2	9067094
	Washer - Plain No. 10	1	7200338
	TRANSFER - Turn Signal Switch	1	7080224
8-50-126	PAWL UNIT - Flasher Cancelling	1	7105098
	- GT	1	7080221
	BRACKET - Mounting - Up to B42-1-505639	1	7080222
	- From B42-1-505640	1	7102729
	STRIKER - Turn Signal Switch Cancelling	1	7102419
	- Up to B42-1-000100	1	7102427
	PEG - Turn Signal Switch Cancelling	1	7080060
	BUSH - Driver Turn Signal Switch Cancelling	1	7080061
	- From B42-1-000101	1	
8-50-129	LEVER AND KNOB ASSEMBLY - Turn Signal and Horn	1	
	ROLL PIN - Lever Locating	1	

* Quantity as required.

B Part not listed in any previous Parts Book.

ELECTRICAL

GROUP 8

PAGE 9

CODE	PART NAME AND DESCRIPTION	QTY.	PART NUMBER
8-50-156	SOCKET - Turn Signal Indicator Lamp	1	7080093
8-50-186	FLASHER UNIT - Turn Signal	1	1046994
	Screw - Flasher Unit Mounting - No. 10 x 1/2" UNF	1	9774083
	Washer - Plain - 3/16"	1	9096073
	Nut - Spire No. 10	1	9020046
8-50-303	LAMP ASSEMBLY - Park and Turn Signal - RH/LH	1	7105022-3
8-50-308	GASKET - Park and Turn Signal Lamp to Body	2	7080051
8-50-335	LENS - Park Lamp (Clear) - RH	1	7080047
	- LH	1	7080053
	- Turn Signal Lamp (Amber) - RH	1	7080048
	- LH	1	7080054
	Screw - Lens Attach	4	7080049
	Washer - Lens Attach Screw	4	9122009
8-50-338	GASKET - Park and Turn Signal Lamp Lens	2	7080050
8-50-349	SOCKET - Park Lamp	2	K26171
	- Turn Signal Lamp	2	K26068
8-51-0	<u>REFLECTOR</u>		
8-51-1	REFLECTOR - Rear	2	1800461
	Screw - Reflector to Body - No. 6 x 1/4" Self Tapping	4	9732085
	- No. 6 x 1/4" Cross Recess - GT	4	9772085
8-52-0	<u>STARTER MOTOR</u>		
8-52-4	STARTER MOTOR ASSEMBLY - Stamped Lucas 62925008A	1	7100119
8-52-5	Bolt - Starter Motor to Cylinder Block - 3/8" x 3" UNF	2	19106241
	Nut - 3/8" UNF	2	5220703
	Lockwasher - 3/8"	2	9661241
	Washer - Plain - 3/8"	2	9067241
	Washer - Plain Pinion Housing to Block - 3/8"	5	9067037
8-52-11	BUSH - Commutator End Bracket	1	7080043
8-52-21	PINION AND BARREL ASSEMBLY -	1	5039533
8-52-25	SLEEVE - Pinion Screwed	1	5039534
8-52-27	SPRING - Main	1	K20255
8-52-67	SNAP RING - Armature Shaft	1	5043856
8-52-76	BRACKET ASSEMBLY - Drive End	H 1	2798479
8-52-80	BUSH - Drive End Bracket	1	7080044
8-52-97	WASHER - Drive End Bracket Thrust	1	7080045
8-52-120	ARMATURE -	1	2623084

* Quantity as required.

☐ Part not listed in any previous Parts Book.

ELECTRICAL

CODE	PART NAME AND DESCRIPTION	QTY.	PART NUMBER
8-52-122	WASHER - Pinion Buffer	1	5043857
8-52-135	BRUSH SET -	1	K20251
8-52-140	SPRING SET - Brush	1	5038067
8-52-176	BRACKET ASSEMBLY - Commutator End	1	2622862
8-52-195	BAND - Cover	1	2798477
	SCREW - Band	1	2798404
	NUT - Band Screw	1	5043457
8-52-240	PACKAGE - Starter Motor Sundry Parts	1	5043459
8-52-241	BOLT - Through	2	2622846
8-52-330	SWITCH ASSEMBLY - Solenoid	1	1046629
	Screw - Solenoid Switch Attach - No. 10 x 1/2" UNF	2	19503041
	Washer - Plain - 3/16"	2	9067012
	Lockwasher - No. 10	2	9660122
8-53-0	<u>SWITCHES</u>		
8-53-150	SWITCH - Headlamp Dip and Flasher	1	7105027
	TRANSFER - Headlamp Dip and Flasher Switch	1	7200336
8-53-270	SWITCH - Headlamp and Instrument	1	1800176
	TRANSFER - Headlamp Switch	1	7200337
8-53-296	KNOB AND LEVER ASSEMBLY - Headlamp Dip and Flasher	1	7080059
	ROLL PIN - Lever Locating	1	7080061
8-53-327	SWITCH - Low Oil Pressure	1	7100380
8-55-0	<u>TAIL AND STOP LAMP</u>		
8-55-1	LAMP - Tail and Stop	1	1214233
	Nut - Lamp Attach - No. 10 UNF	1	5220700
	Washer - Plain - 3/16"	4	9067008
	Lockwasher - 3/16"	4	9660122
8-55-8	GASKET - Tail and Stop Lamp to Body	1	5039494
8-55-57	SOCKET - Tail and Stop Lamp Bulb	2	5040911
8-55-136	HOUSING - Tail and Stop Lamp	1	5043595
8-55-195	LENS - Tail and Stop Lamp	1	5039492
8-55-209	SCREW - Lens to Housing	4	5040155
	SEAL - Screw	4	9122009

* Quantity as required.

B Part not listed in any previous Parts Book.

ELECTRICAL

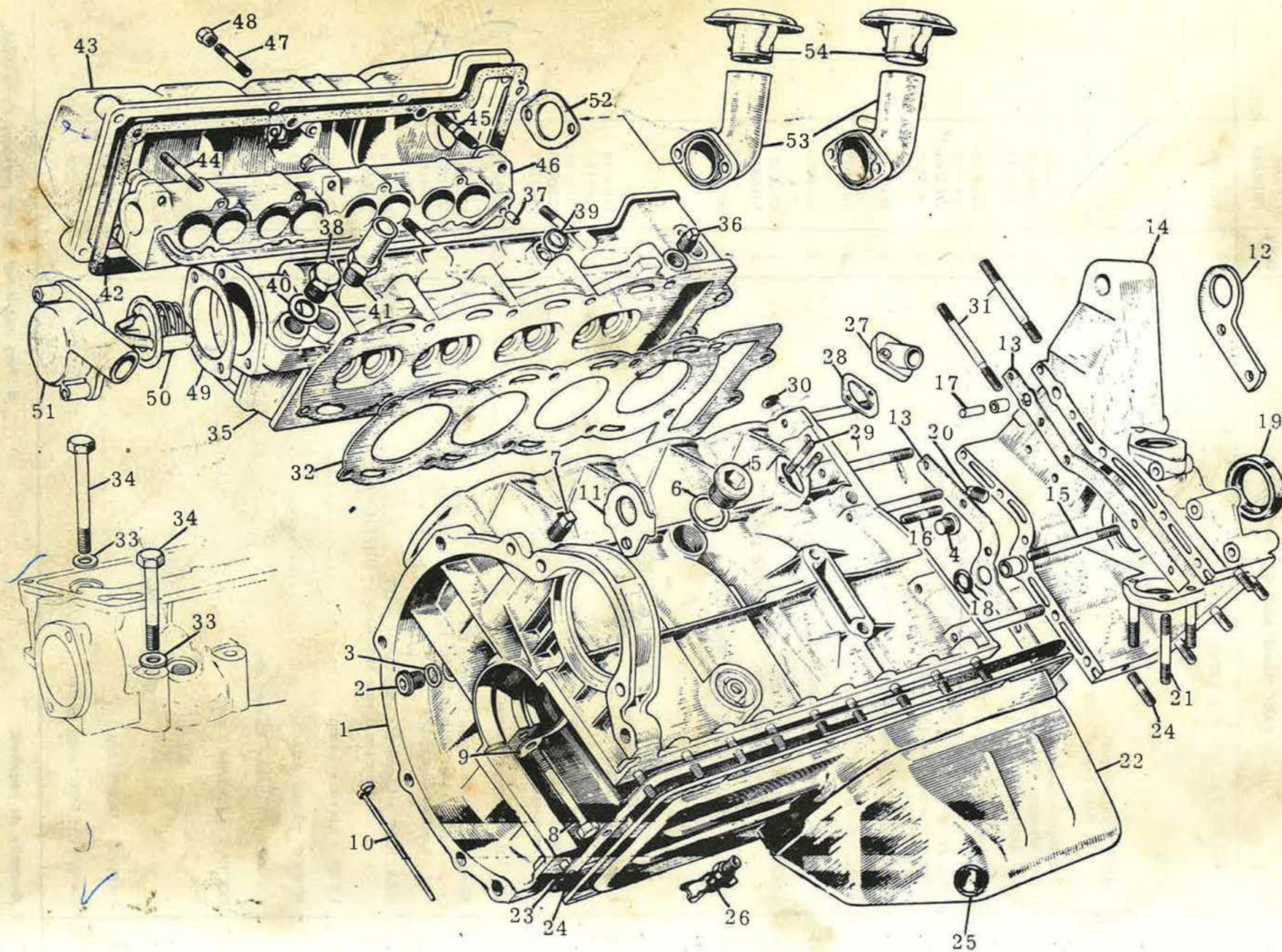
GROUP 8

PAGE 11

CODE	PART NAME AND DESCRIPTION	QTY.	PART NUMBER
8-55-214	GASKET - Tail and Stop Lamp Lens	2	5039493
8-56-0	<u>TURN SIGNAL LAMP</u>		
8-56-1	LAMP - Turn Signal	2	1214234
	- Turn Signal - GT	2	Serv. in detail
	Nut - Lamp Attach - No. 10 UNF	4	5220700
	Washer - Plain - 3/16"	4	9067008
	Lockwasher - 3/16"	4	9660122
	HOUSING - Turn Signal Lamp	2	5043549
	- Turn Signal Lamp - GT	2	5043595
8-56-2	SWITCH BACKUP LAMP (GT)	1	7102449
8-56-7	LENS - Turn Signal (Amber)	2	5039497
8-56-10	SCREW - Turn Signal Lamp Lens Attach	4	5040155
	SEAL - Screw	4	9122009
8-56-23	GASKET - Turn Signal Lamp Lens	2	5039493
8-56-34	SOCKET - Turn Signal Lamp	2	K26068
	- Turn Signal Lamp - GT	2	5040911
8-56-40	GASKET - Turn Signal Lamp Mounting	2	5039494
8-57-0	<u>LICENCE LAMP</u>		
8-57-10	LAMP ASSEMBLY - Licence	1	7105128
	- GT	2	7105136
	Screw - Licence Lamp Mounting - No. 10 x 1/2" UNF	*	19503041
	Nut - No. 10 UNF	*	5220700
	Lockwasher - 1/4"	*	9662163
	COVER - Licence Lamp - GT	1	7096117
	SEAL - Licence Lamp Cover - GT	1	7219532
	Nut - Cover Attach - No. 10 UNF	4	5220700
	Lockwasher - 1/4"	4	9663163
	BRACKET - Licence Lamp Cover - GT	2	7207059
	- Licence Lamp Mounting - RH/LH - GT	1	7210056-7
8-57-55	LENS - Licence Lamp	2	7080056
	SCREW - Lens Attach	4	7080057
8-57-56	GASKET - Licence Lamp Lens	2	7080058
8-57-79	SOCKET - Licence Lamp	2	K26068
8-58-0	<u>STOP LAMP SWITCH</u>		
8-58-60	SWITCH - Stop Lamp	1	1800399
	GASKET - Stop Lamp Switch	1	9077017

* Quantity as required.

E Part not listed in any previous Parts Book.

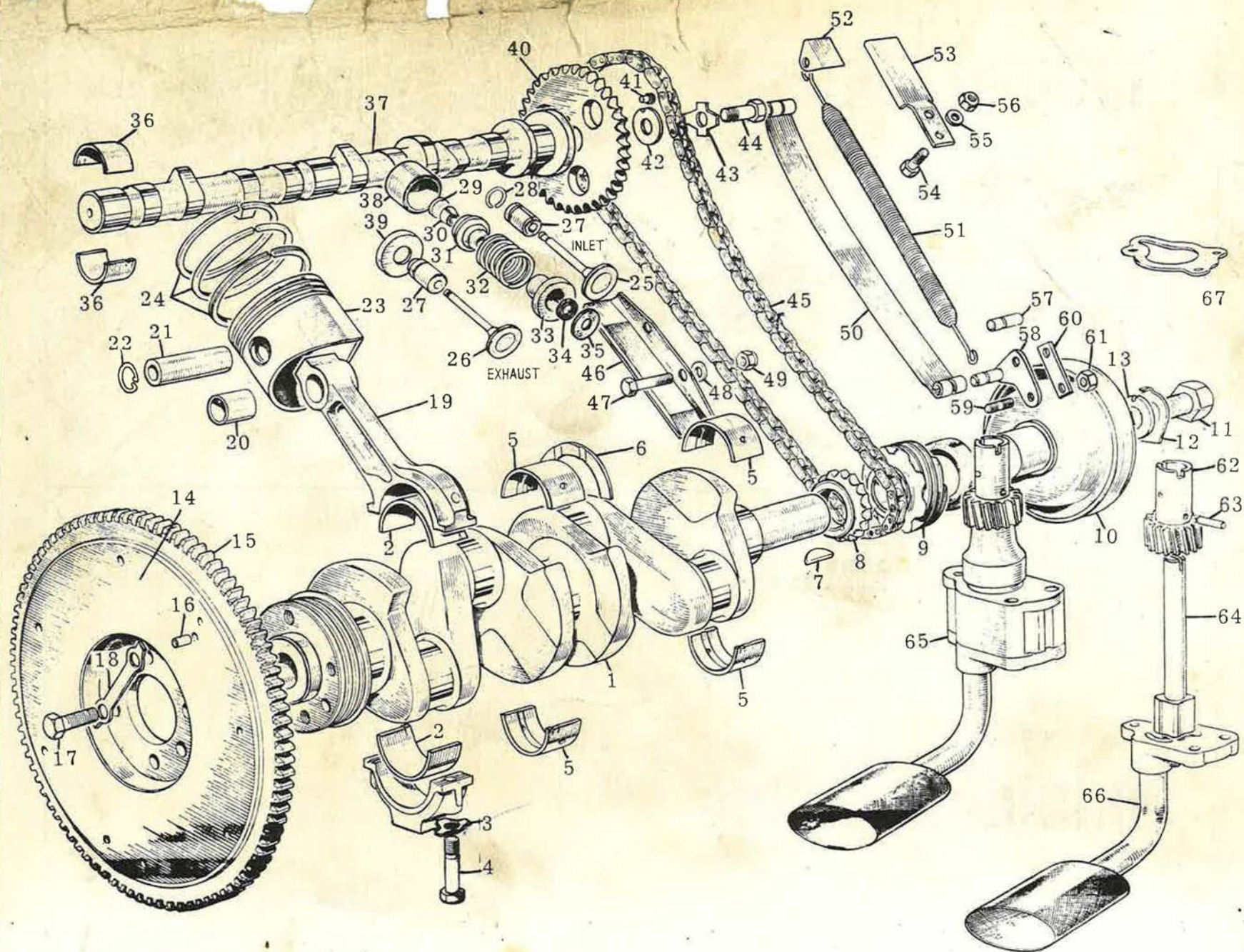


ENGINE

GROUP 9

PLATE 2

ITEM NO.	PART NAME	CODE	ITEM NO.	PART NAME	CODE
1	BLOCK -	9-02-5	28	GASKET -	9-06-2
2	PLUG -	9-02-16	29	STUD -	9-06-1
3	WASHER -	9-02-16	30	"O" RING -	9-03-4
4	PLUG -	9-02-16	31	STUD -	9-03-10
5	PLUG -	9-02-16	32	GASKET -	9-03-5
6	WASHER -	9-02-16	33	WASHER -	9-03-10
7	PLUG -	9-02-17	34	BOLT -	9-03-10
8	BOLT -	9-10-19	35	CYLINDER HEAD -	9-03-4
9	LOCKPLATE -	9-10-19	36	PLUG -	9-03-4
10	SEAL -	9-11-1	37	DOWEL -	9-03-4
11	LIFTING EYE -	9-01-30	38	PLUG -	9-03-4
12	LIFTING EYE -	9-01-30	39	PLUG -	9-03-4
13	GASKET -	9-23-17	40	WASHER -	9-03-4
14	COVER -	9-23-5	41	CONNECTOR -	9-03-22
15	STUD -	9-23-10	42	GASKET -	9-03-29
16	STUD -	9-23-10	43	COVER -	9-03-28
17	DOWEL -	9-23-5	44	STUD -	9-03-30
18	"O" RING -	9-23-6	45	DOWEL	9-10-10
19	OIL SEAL -	9-23-18	46	BLOCK -	9-41-3
20	PLUG -	9-23-41	47	STUD -	14-74-1
21	STUD -	10-07-6	48	NUT -	14-74-1
22	OIL PAN -	10-24-4	49	GASKET -	9-05-6
23	GASKET -	10-24-1	50	THERMOSTAT -	7-41-4
24	STUD -	10-24-4	51	ELBOW -	9-05-5
25	PLUG -	10-24-37	52	GASKET -	10-01-2
26	TAP -	9-02-5	53	PIPE -	10-01-1
27	PIPE -	9-06-1	54	CAP -	10-01-21



ENGINE

GROUP 9

PLATE 4

ITEM NO.	PART NAME	CODE	ITEM NO.	PART NAME	CODE
1	CRANKSHAFT -	9-07-5	35	GASKET -	9-39-16
2	BEARING -	9-32-3	36	BEARING -	9-16-6
3	TABWASHER -	9-31-5	37	CAMSHAFT -	9-15-1
4	BOLT -	9-31-5	38	TAPPET -	9-41-4
5	BEARING -	9-09-2	39	CUP -	9-39-16
6	THRUST WASHER -	9-09-3	40	GEAR -	9-17-5
7	KEY -	7-06-1	41	DOWEL -	9-17-5
8	SPROCKET -	9-08-5	42	WASHER -	9-17-5
9	GEAR -	10-10-2	43	TABWASHER -	9-17-5
10	PULLEY -	7-06-1	44	BOLT -	9-17-5
11	BOLT -	7-06-1	45	CHAIN -	9-20-1
12	TABWASHER -	7-06-1	46	DAMPER -	9-20-18
13	WASHER -	7-06-1	47	SCREW -	9-20-18
14	FLYWHEEL -	9-45-1	48	WASHER -	9-20-18
15	GEAR -	9-45-2	49	NUT -	9-20-18
16	DOWEL -	9-08-5	50	BLADE -	9-20-15
17	BOLT -	9-45-6	51	SPRING -	9-20-16
18	LOCKPLATE -	9-45-7	52	SHOE -	9-20-20
19	ROD -	9-31-4	53	RUNNER -	9-20-19
20	BUSHING -	9-31-10	54	SCREW -	9-20-19
21	PIN -	9-36-5	55	WASHER -	9-20-19
22	CIRCLIP -	9-36-7	56	NUT -	9-20-19
23	PISTON -	9-34-5	57	PIN -	9-20-17
24	RING SET -	9-35-1	58	BRACKET -	9-20-17
25	VALVE -	9-39-5	59	STUD -	9-20-17
26	VALVE -	9-39-6	60	TABWASHER -	9-20-17
27	GUIDE -	9-39-10	61	NUT -	9-20-17
28	CIRCLIP -	9-39-10	62	GEAR -	10-10-2
29	SHIM -	9-41-5	63	PIN -	10-09-10
30	LOCK SET -	9-39-17	64	SHAFT -	10-07-3
31	CUP -	9-39-16	65	PUMP -	10-07-6
32	SPRING -	9-39-15	66	COVER AND FILTER -	10-07-7
33	CUP -	9-39-16	67	GASKET -	10-07-11
34	SEAL -	9-39-14			

ENGINE

CODE	PART NAME AND DESCRIPTION	QTY.	PART NUMBER
9-01-0	<u>ENGINE ASSEMBLY</u>		
9-01-5	PACKAGE - Engine Top - Overhaul Gasket	1	7050109
	- GT	1	7054189
9-01-24	SHORT ENGINE -	1	7050081
	- GT	1	7050134
9-01-30	LIFTING EYE - Engine - Small	1	7100187
	- Large	1	7100201
	Nut - 3/8" UNF	2	5220703
	Lockwasher - 3/8"	5	9661242
	Washer - Plain - 3/8"	5	9067037
9-02-0	<u>CYLINDER BLOCK</u>		
9-02-5	BLOCK - Cylinder	1	7050000
	- GT	1	7050111
	TAP - Engine Drain	1	9214001
	Washer - Tap	1	9664202
9-02-16	PLUG - Oil Gallery	1	9802042
	WASHER - Plug	1	5220713
	PLUG - Oil Gallery - Front - Early Cars	1	9804420
	- Late Cars	1	9803112
	- Oil Gallery - Rear - Early Cars	1	9803112
	- Late Cars	1	9803115
	WASHER - Plug	2	5220712
9-02-17	PLUG - Cylinder Block Oil Line	1	9804410
9-02-18	PLATE - Blanking - to Cylinder Block - From Chassis No. B42, 9, 509925	1	7100398
	"O" RING -	1	9107066
	SCREW - 5/16" x 3/4" UNC	1	5220697
9-03-0	<u>CYLINDER HEAD</u>		
9-03-4	HEAD -	1	7050001
	- GT	1	7050112
	Plug - Oil Hole - 3/8" BSP	1	9804410
	- GT	1	9804033
	Plug -	1	9801030
	Washer - Plug	4	9077099
	Plug - Core Hole - (.634" - .630")	3	9101822
	- (.704" - .701")	3	9101824
	DOWEL -	2	7100325
	"O" Ring - Head to Block	1	9107005
	Plug - Temperature Gauge - 5/8" UNF	1	9801640
	Washer - Up to Chassis No. B42, 1, 000100	1	9077039
	Dowel - Head to Tappet Block	2	7100325
9-03-5	GASKET - Cylinder Head	1	7100367
9-03-8	HOSE - Cylinder Head to Manifold - GT	1	7100493
	Clip - Hose	2	9787153

* Quantity as required.

□ Part not listed in any previous Parts Book.

ENGINE

GROUP 9

PAGE 2

CODE	PART NAME AND DESCRIPTION	QTY.	PART NUMBER
9-03-10	BOLT - Cylinder Head to Cylinder Block and Timing Cover - 3/8" x 3" UNC <i>Part 5</i> - 3/8" x 3.3/8" UNC <i>Part 5</i> Washer - Plain - 3/8" Stud - 5/16" UNC/UNF Washer - Plain - 5/16" Nut - 5/16" UNF	5 5 10 2 2 2	9003238 - 9003239 - 7100353 29900409 5200482 5220701
9-03-20	CONNECTOR - Cylinder Head Heater Hose - GT H - Cylinder Head Banjo (Not used when Heater fitted) - GT H Washer - (Large) - Aluminium - (Small) - Aluminium	1 1 1 1 1	9169030 7100644 7100645 9077102 9077074
9-03-21	PIPE ASSEMBLY - Cylinder Head Drain - GT H BOLT - Drain Pipe Washer - Plug - Screwed - 3/8" BSP UNION - Drain Pipe - SPORTS Washer -	1 1 2 1 1 1	7100628 7100457 9077675 9804033 7100458 9077674
9-03-22	CONNECTOR - By-pass Hose - GT H	1 1	9169030 7100643
9-03-28	COVER - Cambox	1	7100012
9-03-29	GASKET - Cambox Cover	1	7100061
9-03-30	Stud - Cambox Cover to Cylinder Head - 1/4" UNC/UNF Washer - Plain 1/4" Nut - 1/4" UNF	8 8 8	29900421 9067015 9510040
9-05-0	<u>WATER OUTLET ELBOW</u>		
9-05-5	ELBOW - Water Outlet Stud - 5/16" UNC/UNF Washer - Plain - 5/16" Nut - 5/16" UNF	1 2 2 2	7010105 29900408 9067023 5220701
9-05-6	GASKET - Water Outlet Elbow	1	7100297.
9-06-0	<u>WATER INLET PIPE</u>		
9-06-1	PIPE - Water Inlet Stud - Pipe to Cylinder Block - 1/4" x 1.3/8" UNC/UNF Nut - 1/4" UNF Washer - Plain 1/4"	1 2 2 2	7010041 29804111 9510040 9067015
9-06-2	GASKET - Water Inlet Pipe	1	7100158
9-07-0	<u>CRANKSHAFT</u>		
9-07-5	CRANKSHAFT -	1	7050006

* Quantity as required.

H Part not listed in any previous Parts Book.

ENGINE

CODE	PART NAME AND DESCRIPTION	QTY.	PART NUMBER
9-07-12	BUSH - Trans. Drive Pinion Pilot 9200034	1	7100668
9-08-0	<u>CRANKSHAFT SPROCKET</u>		
9-08-5	SPROCKET -	1	7100094
	Dowel -	1	5220715
	Dowel - GT	1	9146201
	Key -	1	5220720
9-09-0	<u>CRANKSHAFT BEARINGS</u>		
9-09-2	BEARING SET - Crankshaft Main - Standard	1	7054050
	- .020" u/s	1	7054051
	- .040" u/s	1	7054052
9-09-3	PACKAGE - Thrust Washer - Standard	1	7054055
	- .005 u/s	1	7054056
9-10-0	<u>CRANKSHAFT BEARING CAP</u>		
9-10-10	DOWEL - Stud - Bearing Cap	6	7100235
9-10-19	Bolt - Bearing Cap - 7/16" x 3.1/2" UNC	6	7100316
	Washer - Plain - 7/16"	6	9067506
	LOCKPLATE -	3	7100178
	Washer - Plain - Bearing Caps to Tappet Block - 1/4"	6	9067015
	Nut - 1/4" UNF	6	9510040
9-11-0	<u>CRANKSHAFT REAR BEARING OIL SEAL</u>		
9-11-1	SEAL - Rear Bearing Oil	2	7054193 7100037
9-15-0	<u>CAMSHAFT</u>		
9-15-1	CAMSHAFT -	1	7100411
	- GT	1	7100423
9-16-0	<u>CAMSHAFT BEARINGS</u>		
9-16-6	PACKAGE - Camshaft Bearing	1	7054059
9-17-0	<u>CAMSHAFT GEAR</u>		
9-17-5	GEAR -	1	7100057
	DOWEL -	1	7100301
	Bolt - Gear to Camshaft - 3/8" x 3/4" UNF	1	5220686
	WASHER -	1	7100173
	TABWASHER -	1	7100058

* Quantity as required.

H Part not listed in any previous Parts Book.

ENGINE

GROUP 9

PAGE 4

CODE	PART NAME AND DESCRIPTION	QTY.	PART NUMBER
9-20-0	<u>TIMING CHAIN</u>		
9-20-1	CHAIN - Timing	1	9226013
9-20-15	BLADE - Chain Tensioner	1	7100067
	PIN - Blade	1	7100066
9-20-16	SPRING - Tensioner	1	7100070
9-20-17	BRACKET - Chain Tensioner	1	7100064
	PIN - Tensioner Bracket	1	7100066
	Stud - Tensioner Bracket to Cylinder Block - 1/4" UNC/UNF	2	29900420
	TABWASHER -	1	7100071
	Nut - 1/4" UNF	2	9510040
9-20-18	DAMPER - Timing Chain	1	7100072
	Screw - Damper Fixing - 1/4" x 7/8" UNF	2	5220692
	Washer - Plain - 1/4"	2	9096073
	Nut - 1/4" - Nyloc	2	9571043
9-20-19	RUNNER - Tensioner Shoe	1	7100073
	Screw - 1/4" x 3/4" UNF	2	5220695 or
	- 1/4" x 7/8" UNF	2	5220682
	Washer - Plain - 1/4"	2	9096073
	Nut - 1/4" UNF - Nyloc	2	9571043
9-20-20	SHOE - Tensioner Blade	1	7100069
9-23-0	<u>CHAIN CASE COVER</u>		
9-23-5	COVER - Chain Case	1	7095013
	DOWEL - Chain Case Cover	1	5220715
9-23-6	"O" RING - Chain Case Cover to Cylinder Block	1	9107026
9-23-10	Stud - Chain Case Cover to Cyl. Block - 5/16" x 3.70" UNC/UNF	*	29900444
	- 5/16" x 3" UNC/UNF	1	29605243
	- 5/16" x 2.5/8" UNC/UNF	1	29605213
	- 5/16" x 1.1/2" UNC/UNF	4	29605123
	- (GT only)		
	- 5/16" x 2.3/4" UNC/UNF H	1	29605223
	Washer - Plain - 5/16"	*	9067023
	Nut - 5/16" UNF	*	5220701
9-23-17	GASKET - Chain Case Cover to Cylinder Block	1Pr	7095000
9-23-18	COVER ^{OILSEAL} - Chain Case	1	9102085
9-23-40	INDICATOR - Timing	1	7100261
9-23-42	STUD - Bell Housing	5	29900413
9-23-43	DOWEL - Bell Housing	2	9146199
9-31-0	<u>CONNECTING ROD</u>		
9-31-4	ROD - Connecting	4	7100636

* Quantity as required.

H Part not listed in any previous Parts Book.

ENGINE

CODE	PART NAME AND DESCRIPTION	QTY.	PART NUMBER
9-31-5	BOLT - Connecting Rod Cap	8	7100631
	TABWASHER - Bolt	8	7100105
9-31-10	BUSHING - Connecting Rod	4	7054106
9-32-0	<u>CONNECTING ROD BEARINGS</u>		
9-32-3	BEARING SET - Connecting Rod - Standard	1	7054045
	- .020" u/s	1	7054046
	- .040" u/s	1	7054047
9-34-0	<u>PISTONS</u>		
9-34-5	PISTON - With Rings - Pin & Circlips - Standard - Grade A	4	7054008
	- GT	4	7054120
	- Grade B	4	7054157
	- GT	4	7054121
	- Grade C	4	7054158
	- GT	4	7054122
	- Grade D	4	7054159
	exc. GT	4	7054159
	PISTON - .015" o/s	4	7054006
	- GT	4	7054124
	- .030" o/s	4	7054007
	- GT	4	7054125
9-35-0	<u>PISTON RING SET</u>		
9-35-1	SET - Piston Ring Rebore - Standard	1	2621434
	- Exc. GT		
	Piston Ring - re: Ring ¹ - Standard	1	2621633
	- Exc. GT	1	2621633
9-35-5	RING - Compression - Top Groove - Standard	4	7054030
	- GT	4	7054128
	- .015" o/s	4	7054031
	- GT	4	7054129
	- .030" o/s	4	7054032
	- GT	4	7054130
	RING - Compression - Second Groove - Standard	4	7054033
	- .015" o/s	4	7054034
	- .030" o/s	4	7054035
	RING - Scraper - Third Groove - Standard	4	7054136
	- .015" o/s	4	7054137
	- .030" o/s	4	7054138

* Quantity as required.

□ Part not listed in any previous Parts Book.

ENGINE

GROUP 9

PAGE 6

CODE	PART NAME AND DESCRIPTION	QTY.	PART NUMBER
9-36-0	<u>PISTON PIN</u>		
9-36-5	PIN - Piston - (Standard)	4	7054040
	- GT	H 4	7054140
9-36-7	CIRCLIP - Piston Pin	8	9204003
9-39-0	<u>VALVES, GUIDES AND SPRINGS</u>		
9-39-1	PACKAGE - Engine Top Overhaul Gasket	1	7050109
	- GT	H 1	7054189
9-39-5	VALVE - Inlet	4	7100045
	- GT'	H 4	7100448
9-39-6	VALVE - Exhaust	4	7100046
	- GT	H 4	7100854
9-39-9	INSERT - Valve Seat - Exhaust - Standard	4	7100043
	- GT	H 4	7100042
	- .002" o/s	4	7054110
	- GT	H 4	7054112
	- .005" o/s	4	7054111
	- GT	H 4	7054113
	- Valve Seat - Inlet - Standard	4	7100042
	- GT	H 4	7054143
	- .002" o/s	4	7054112
	- GT	H 4	7054144
	- .005" o/s	4	7054113
	- GT	H 4	7054145
9-39-10	GUIDE - Valve - Exhaust - Standard	4	7054090
	- GT	H 4	7054091
	- .001" o/s	4	7054092
	- GT	H 4	7054094
	- .003" o/s	4	7054093
	- GT	H 4	7054095
	- Inlet	4	7054091
	- Standard	4	7054094
	- .001" o/s	4	7054095
	- .003" o/s	4	7054095
	CIRCLIP - Valve Guide Retaining	8	9207019
9-39-14	SEAL - Valve Stem - Inlet	4	7100318
	Note: A limited number of engines were fitted with a valve stem seal retained by a Belleville washer. When replacing this type of seal it will also be necessary to fit a new cup, Part No. 7100308, and Sealing Gasket, Part No. 7100331.		
9-39-15	SPRING - Valve	8	7100049
	SET - Valve Spring (Comprises Inner & Outer)	8	7050151
9-39-16	CUP - Valve Spring Locating - Upper	8	7100451
	SEAT - Valve Spring - Lower - Inlet	4	7100308
	- GT	H 4	7100452
	- Exhaust	4	7100047
	- GT	H 4	7100452
	GASKET - Seat Sealing - Inlet	4	7100331

* Quantity as required.

H Part not listed in any previous Parts Book.

ENGINE

CODE	PART NAME AND DESCRIPTION	QTY.	PART NUMBER
9-39-17	LOCK SET - Retainer Valve - (1 set = 8 Halves)	2	7100051
9-41-0	<u>VALVE TAPPET</u>		
9-41-3	BLOCK - Tappet - c/w Bearing Caps	1	7050004
	- GT	1	7050113
	Stud - Tappet Block to Cyl. Head - 1/4" x 2.1/8" UNC/UNF	8	29604173
	Washer - Plain - 1/4"	8	9067015
	Nut - 1/4" UNF	8	9510040
	DOWEL - Stud	2	7100235
9-41-4	TAPPET - Valve	8	7100052
9-41-5	SHIM - Tappet Adjustment - .111"	*	7054060
	- .110"	*	7054061
	- .109"	*	7054062
	- .108"	*	7054063
	- .107"	*	7054064
	- .106"	*	7054065
	- .105"	*	7054066
	- .104"	*	7054067
	- .103"	*	7054068
	- .102"	*	7054069
	- .101"	*	7054070
	- .100"	*	7054071
	- .099"	*	7054072
	- .098"	*	7054073
	- .097"	*	7054074
	- .096"	*	7054075
	- .095"	*	7054076
	- .094"	*	7054077
	- .093"	*	7054078
	- .092"	*	7054079
	- .091"	*	7054080
	- .090"	*	7054081
	- .089"	*	7054082
	- .088"	*	7054083
	- .087"	*	7054084
9-45-0	<u>FLYWHEEL AND RING GEAR</u>		
9-45-1	FLYWHEEL AND RING GEAR - Up to Chassis No. B42, 9, 003750	1	7100015
	- From Chassis No. B42, 9, 003751	1	7100441
9-45-2	GEAR - Ring	1	7100017
9-45-6	Bolt - Flywheel to Crankshaft - 3/8" x 1" UNF	4	5220694
9-45-7	LOCKPLATE -	2	7100102
9-48-0	<u>INTAKE AND EXHAUST MANIFOLD</u>		
9-48-5	MANIFOLD - Exhaust	1	7050124 7100022
	- GT	1	7100678
	PLATE - Cover - Exhaust Manifold - From Chassis No. B42, 9, 509973	1	7100464

* Quantity as required.

H Part not listed in any previous Parts Book.

ENGINE

GROUP 9

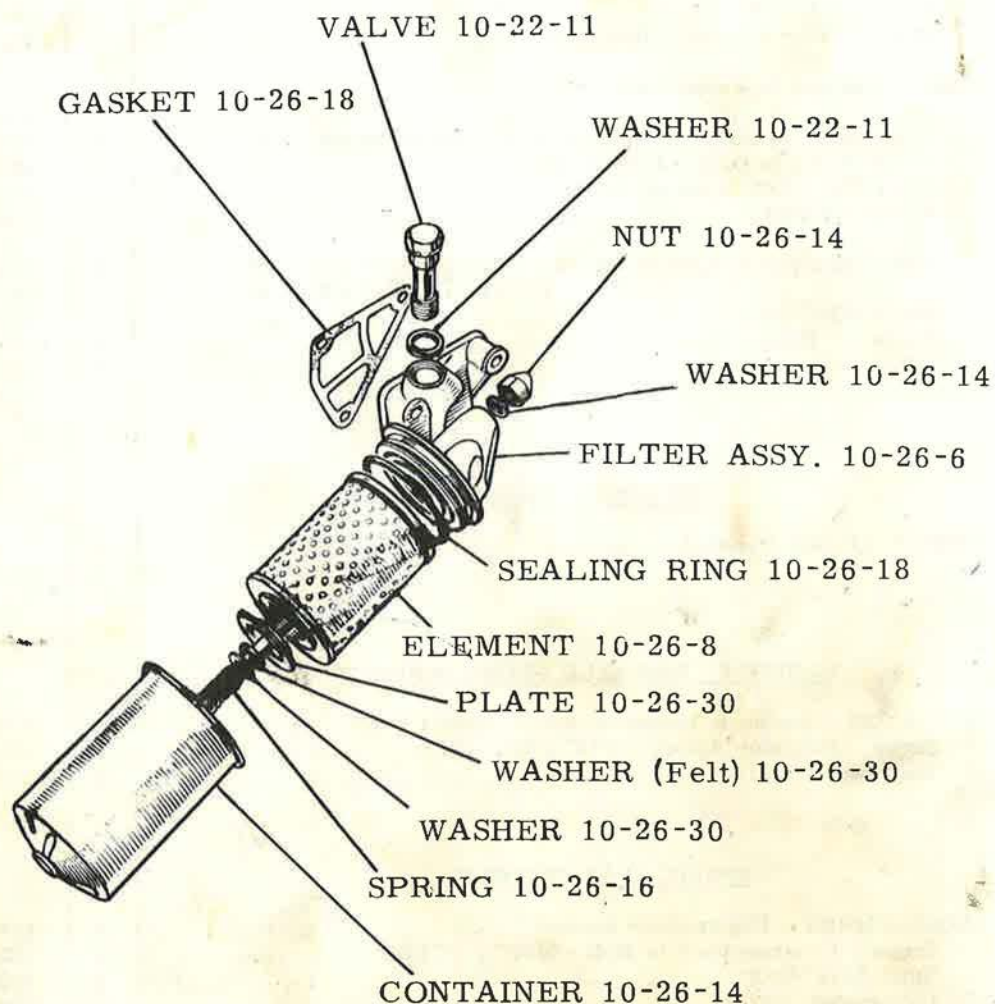
PAGE 8

CODE	PART NAME AND DESCRIPTION	QTY.	PART NUMBER
9-48-7	MANIFOLD - Intake	1	7100312
	- GT	1	7100471
	Plug - 1" B. S. P	2	9803167
	Plug - 1/8" - 27NPTF - Hex Socket Head	1	444687
9-48-12	HOSE - Manifold to Water Pump - GT	1	7100494
	Clip -	2	9787153
	Clip - Hose to Longitudinal Member and Water Shield - GT	3	9178138
	Screw - Clip to Longitudinal member	2	49351062
	Spire Nut - Clip to Water Shield	1	5220709
	Screw - Tapping	1	5220721
9-48-40	Stud - Manifold to Cylinder Head - 5/16" x 1.1/2" UNC/UNF	7	29605124
	- 5/16" x 4.1/4" UNC/UNF	2	29605344
	Nut - 5/16" UNF	9	5220701
	Washer - Plain - 5/16"	9	5200482
	CLAMP -	2	7100114
	DOWEL -	2	7100325
9-50-0	<u>MANIFOLD GASKET</u>		
9-50-6	GASKET - Intake Manifold	1	7100313
	- GT	1	7100492
9-67-0	<u>ENGINE & TRANSAXLE FRONT SUPPORT</u>		
9-67-4	INSULATOR - Engine & Transaxle Front Support - RH - LH	1	7102258/9
	Screw - Insulator Attach - 5/16" x 3/4" UNC	2	5220697
	Lockwasher - 5/16"	2	5200487
9-69-0	<u>ENGINE REAR SUPPORT</u>		
9-69-4	CROSSMEMBER - Engine Rear Support	1	7096051
	Screw - Crossmember to Body - 5/16" x 1" UNF	4	19805081
	Nut - 5/16" UNF	2	5220701
	Lockwasher - 5/16"	4	5200487
	Washer - Plain - 5/16"	4	5200482
9-69-10	BRACKET - Engine Mounting	1	7203103
9-71-0	<u>ENGINE REAR SUPPORT INSULATOR</u>		
9-71-5	ASSEMBLY - Rear Engine Mounting	1	7100345
	INSULATOR - Mounting	1	7100346
	Washer - Distance Piece	1	9067511
	Bolt - Mounting to Body - 5/16" x 7/8" UNF	4	5220692
	Washer - Plain - 5/16"	4	9067025
	- 5/16" Shakeproof	4	9664203
	Setscrew - 5/16" x .875" UNF	4	19505071
	Washer - Mounting to Engine	*	9067059
	Lockwasher - 1/2"	1	9661321
	Nut - 1/2" UNF	1	9510080

* Quantity as required.

H Part not listed in any previous Parts Book.

ENGINE OILING



OIL FILTER

ENGINE OILING

GROUP 10
PAGE 1

CODE	PART NAME AND DESCRIPTION	QTY.	PART NUMBER
10-01-0	<u>CRANKCASE OIL FILLER</u>		
10-01-1	PIPE - Oil Filler	1	7010086
	(Check Illustration when Ordering)	1	7100401
	Bolt - Oil Filler to Cambox Cover		
	- 5/16" x 7/8" UNC	2	19605071
	Washer - Plain - 5/16"	2	5200482
	Lockwasher - 5/16"	2	9661203
10-01-2	GASKET - Oil Filler Pipe	1	7100062
10-01-21	CAP - Oil Filler and Breather	1	7100280
	- Oil Filler (Sealed Type)	1	7100394
	(Check Illustration when Ordering)		
	"O" RING - Filler Cap	1	7080126
10-01-70	TRAP - Flame - GT	H 1	1228004
10-01-71	HOSE - Flame Trap to Air Cleaner - GT <i>5/8"</i>	H 1	7100581
	Clip - Hose	2	9788121
10-01-72	HOSE - Filler Neck to Flame Trap - GT	H 2	9166275
10-01-73	SLEEVE - Support - GT	H 1	1235108
10-02-0	<u>CRANKCASE BREATHER</u>		
10-02-15	BREATHER	1	7100350
	Bolt - Breather Unit to Cylinder Block		
	- 5/16" x 2.3/8" UNC	1	19405191
	Washer - Plain - 5/16"	1	9067023
	"O" RING - Breather to Cylinder Block	1	9107066
10-02-16	ELEMENT - Breather	1	7100177
10-03-0	<u>OIL LEVEL INDICATOR</u>		
10-03-4	INDICATOR - Oil Level	1	7100270
	Seal - Indicator	1	7100357
10-03-7	TUBE - Indicator	1	7100164
10-07-0	<u>OIL PUMP</u>		
10-07-3	SHAFT ASSEMBLY - With Rotor and Vane	1	7095003

* Quantity as required.

H Part not listed in any previous Parts Book.

ENGINE OILING

CODE	PART NAME AND DESCRIPTION	QTY.	PART NUMBER
10-07-6	PUMP ASSEMBLY - Oil	1	7095019
	- GT	1	7095021
	Stud - Oil Pump - 1/4" UNC-UNF x 2.1/2"	3	29604203
	Washer - Plain - Oil Pump to Timing Cover - 1/4"	3	9067015
	- GT	3	9068010
	Nut - 1/4" UNF	3	9510040
10-07-7	COVER AND FILTER ASSEMBLY	1	7100254
	- GT	1	7100681
10-07-11	GASKET - Oil Pump to Timing Cover	1	7100081
10-09-0	<u>OIL PUMP DRIVE SHAFT</u>		
10-09-10	PIN - Oil Pump Driven Gear	1	7100078
10-10-0	<u>OIL PUMP AND DISTRIBUTOR DRIVE GEAR</u>		
10-10-2	SET - Oil Pump Drive Gear	1	7050137
10-22-0	<u>OIL PRESSURE RELIEF VALVE</u>		
10-22-11	VALVE ASSEMBLY - Relief	1	5040540
	Washer - Valve	1	9122127
10-24-0	<u>OIL PAN</u>		
10-24-1	GASKET - Oil Pan	1	7100242
10-24-4	PAN - Engine Oil	1	7100391
	Stud - Pan to Cylinder Block and Timing Cover		
	- 1/4" UNC-UNF x 1.5/32"	24	7100309
	Lockwasher - 1/4"	24	9661161
	Nut - 1/4" UNF	24	9510040
10-24-37	PLUG - Drain - 1/2" BSP, Brass	1	9803113
	GASKET - Drain Plug - 1/2" Copper	1	5220713
10-26-0	<u>OIL FILTER</u>		
10-26-6	FILTER - Oil	1	7100431
	- GT	1	7100444
	Stud - Filter to Cylinder Block		
	- 3/16" UNC-UNF x 2"	3	29605163
	- GT	2	29605163
	- 5/16" UNC-UNF x 4.1/2"		
	- GT	1	29605343
	Nut - 5/16" UNF	3	5220701

* Quantity as required.

H Part not listed in any previous Parts Book.

ENGINE OILING

GROUP 10

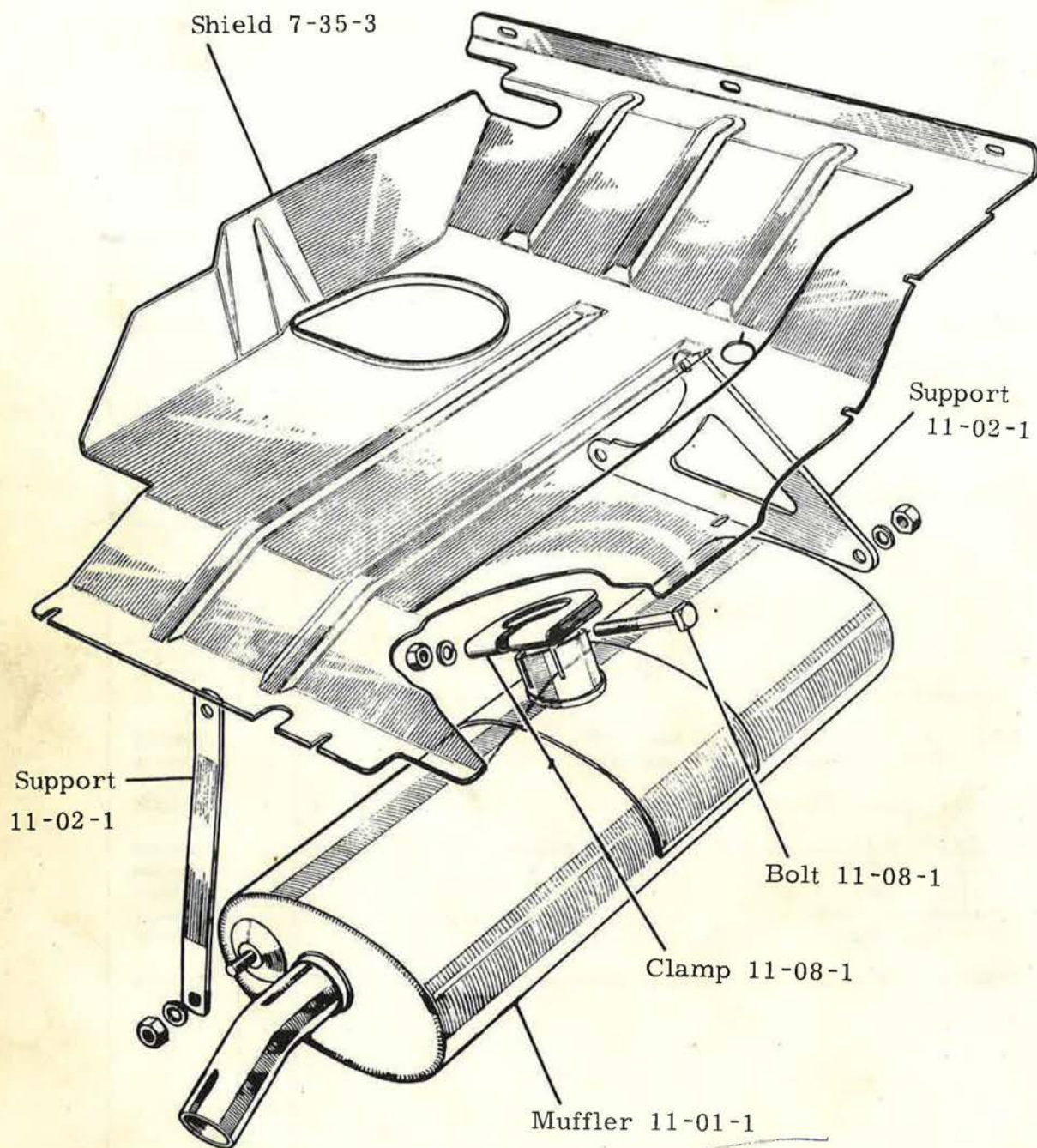
PAGE 3

CODE	PART NAME AND DESCRIPTION	QTY.	PART NUMBER
10-26-8	ELEMENT - Filter	1	7100092
10-26-14	CONTAINER - With Centre Stud	1	7080249
	WASHER - Container Fixing Sealing	1	7080143
	NUT - Domed	1	7080144
10-26-16	SPRING - Centre	1	7080250
10-26-18	SEALING RING - Container to Base - 1/8" thick	1	7080142
	GASKET - Filter to Cylinder Block	2	7100336
10-26-30	CIRCLIP - Centre Stud	1	7080251
	WASHER - Special, Spring	1	7080139
	PLATE - Pressure	1	7080141
	WASHER - (Felt)	1	7080140
10-27-0	<u>OIL FILTER TUBES</u>		
10-27-12	ELBOW ASSEMBLY - Oil Pipes to Oil Filter - GT	2	7100704
10-34-0	<u>OIL COOLER</u>		
10-34-3	OIL COOLER - GT	1	7100573
	Screw - Oil Cooler to Bracket - 1/4" UNF	4	5220690
	Lockwasher - 1/4"	4	9661161
10-34-7	PIPE - Oil Cooler to Filter - 24" long - GT	1	7100578
	- Filter to Cooler - 19" long - GT	1	7100579
	CLIP - Oil Cooler Pipes to Sump - GT	1	7100623
10-34-10	BRACKET - Oil Cooler to Rear Longitudinal Member - GT	1	7100574
	Screw - 5/16" UNF	1	19805061
	Washer - Plain - 5/16"	1	5200482
	Lockwasher - 5/16"	1	5200487
	Nut - 5/16" UNF	1	5220701
10-34-11	BRACKET - Oil Cooler to Rear Engine Mounting - GT	1	7100575
	PACKING - GT	1	7100576

* Quantity as required.

H Part not listed in any previous Parts Book.

EXHAUST



EXHAUST

GROUP 11

PAGE 1

CODE	PART NAME AND DESCRIPTION	QTY.	PART NUMBER	
11-01-0	<u>MUFFLER</u>			
11-01-1	MUFFLER -	1	7100265	
	- GT	H 1	7100679	
11-02-0	<u>MUFFLER SUPPORT</u>			
11-02-1	SUPPORT - Muffler - Front	1	7100116	
	-Rear	1	7100266	
	Nut - Supports to Muffler 5/16" UNF.	2	9029135	
	Washer - Plain 5/16"	2	9067023	
	SUPPORT - Muffler Rear -GT	H 1	7100719	
	Nut - Support to Muffler and Frame 5/16" UNF	2	9029135	
	Washer - Plain 5/16"	2	9067023	
11-08-0	<u>MUFFLER CLAMP</u>			
11-08-1	CLAMP - Muffler to Exhaust Manifold	1	7100329	
	Bolt - Muffler to Manifold Clamp 5/16" x 2.3/4" UNF	1	19105221	
	Nut - 5/16" UNF	1	9029135	
	Lockwasher - 5/16"	1	5200487	
	Washer - Plain 5/16"	1	9067023	
	CLAMP - Muffler to Exhaust Manifold - GT	H 2	7100497	
	Bolt - Muffler to Manifold Clamp 5/16" x 2.1/2" UNF	2	19105183	
	Nut - 5/16" UNF	2	9029135	
	Lockwasher - 5/16"	2	5200487	
	Washer - Plain 5/16"	2	9067023	

77054250

* Quantity as required.

H Part not listed in any previous Parts Book.

FENDERS

CODE	PART NAME AND DESCRIPTION	QTY.	PART NUMBER
12-01-0	<u>FRONT FENDER</u>		
12-01-5	FENDER ASSEMBLY - Front RH/LH - Up to B42-1-000236	1	7096017-8
	- From B42-1-000237	1	7205076-7
	<u>FRONT FENDER WHEELARCH</u>		
12-04-4	PANEL - Wheelarch Outer RH/LH	1	7201390-1
	Wheelarch Inner RH/LH	1	7201392-3
	Wheelarch to Fender RH/LH	1	7201410-1
	REINFORCEMENT - Wheelarch to Fender - RH	1	7201412
	- LH	1	7203343
12-15-0	<u>FRONT FENDER MOULDINGS</u>		
12-15-2	MOULDING - Front Fender - Super	4	M20192
	CLIP - Moulding Attach	24	9129560
	MOULDING - Front Fender End - Super	2	2203634
	Nut - End Attach No. 8 UNC	4	9550021
	Washer - Rubber	4	9122018
	Washer - Plain No. 10	4	9067094
	MOULDING - Front Fender Upper RH/LH - GT	1	7208015-6
	MOULDING - Front Fender Lower RH/LH - GT	1	7208011-2
	CLIP - Moulding Attach	*	7096040
	STUD - Moulding Attach	2	7208008
	SEAL - Moulding Attach	2	7208009
	FASTENER - Thread Cutting - Moulding Attach	6	9034097
12-15-21	MEDALLION - PENTASTAR		
	- Front Fender	1	2582029
	CLIP - Tubular - Medallion Attach	1	1891807

* Quantity as required.

H Part not listed in any previous Parts Book.

FRAME

GROUP 13
PAGE 1

CODE	PART NAME AND DESCRIPTION	QTY.	PART NUMBER
13-18-0	<u>FRAME CROSSMEMBER</u>		
13-18-4	CROSSMEMBER - Frame Rear	1	7102001
	Bolt - Crossmember to Body - 3/8"x 1.1/8" UNF. Up to B42, 1, 502424	14	5220687
	- Crossmember to Body - 3/8"x 1.1/4" UNF. From B42, 1, 502425	14	19506101
	Washer - Plain 3/8"	14	9067039
	Lockwasher - 3/8"	14	5200486
13-33-0	<u>BATTERY SUPPORT</u>		
13-33-61	TRAY ASSEMBLY - Battery	1	7203375
	PLUG - (Rubber) - Battery Tray - GT	4	7210198
13-34-0	<u>BATTERY HOLD-DOWN</u>		
13-34-3	STRAP - Battery Retaining	1	7200022
	- GT	1	7210231
	SLEEVE - Battery Strap	1	7200024
13-34-4	ROD - Battery Retaining	2	7200023
	Nut - Slotted, Rods to Strap - 1/2" UNF. - GT	2	9023026
	Washer - Plain 1/4"	2	9067015
	Lockwasher - 1/4"	2	5220722
	Nut - 1/4" UNF.	2	9510040
13-53-0	<u>FRONT SPRING HANGER AND BRACKETS</u>		
13-53-3	BRACKET - Spring Reinforcement	1	7203320
13-64-0	<u>FRONT BUMPER</u>		
13-64-3	BAR - Bumper Front	1	7200001
	Bolt - Special - Bar to Support	4	7200002
	Washer - Plain 5/16"	4	5200482
	Lockwasher - 5/16"	4	9660203
	Nut - 5/16" UNF.	4	9510051

* Quantity as required.

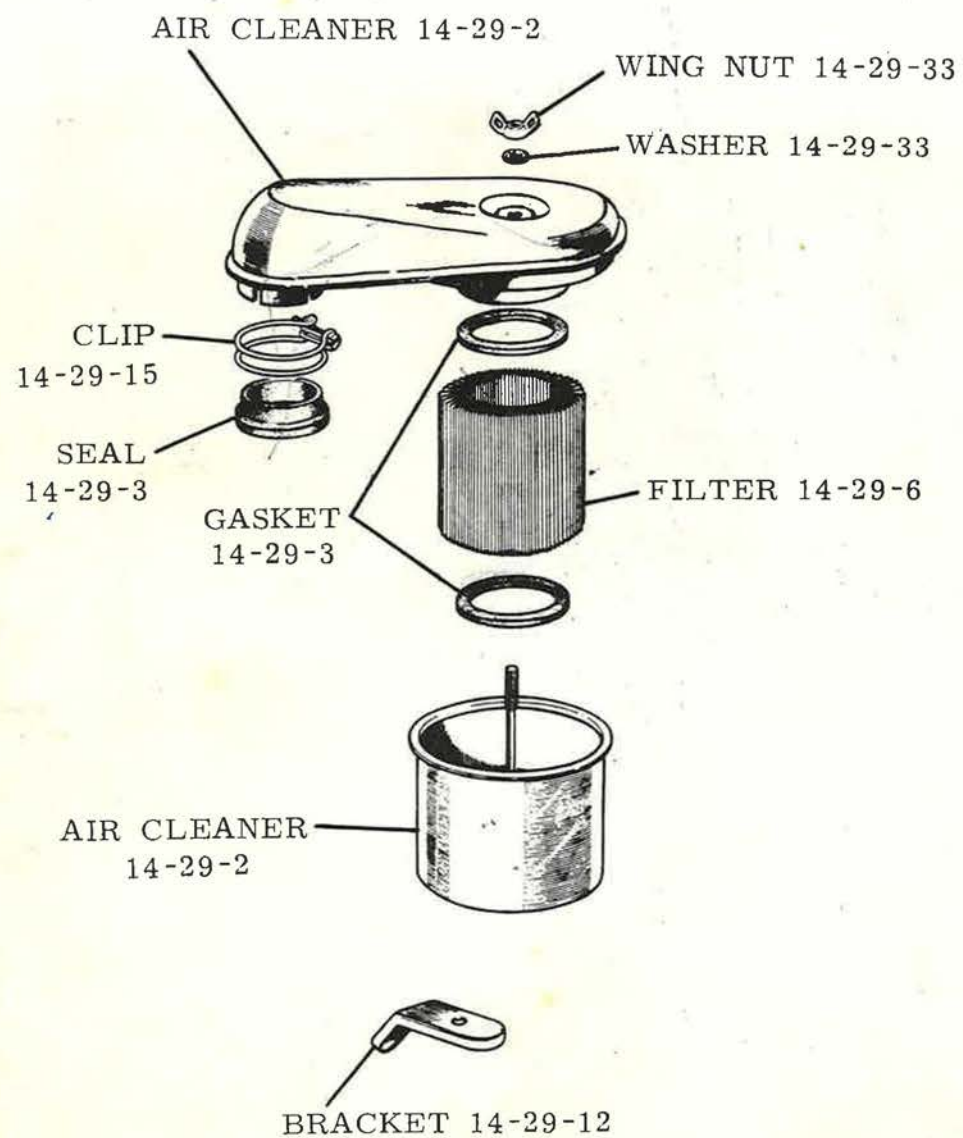
H Part not listed in any previous Parts Book.

FRAME

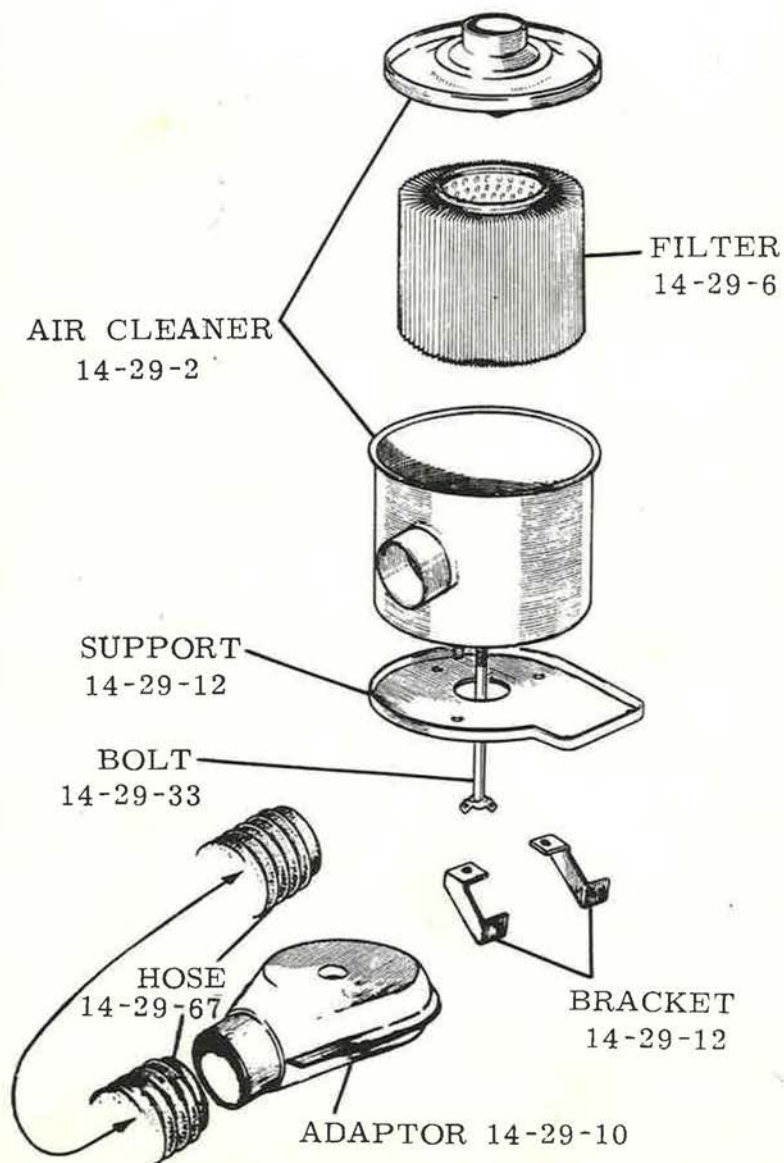
CODE	PART NAME AND DESCRIPTION	QTY.	PART NUMBER
13-64-4	SUPPORT ASSEMBLY - Bumper Bar Front	2	7200002
	Screw - Support to Body - 5/16"x 1" UNF.	2	19505081
	Washer - Plain 5/16"	2	9067027
	Lockwasher - 5/16"	2	5200485
13-66-0	<u>REAR BUMPER</u>		
13-66-3	BAR - Bumper Rear	1	7200004
	Bolt - Special - Bar to Support	4	7200006
	Washer - Plain 5/16"	4	5200482
	Lockwasher - 5/16"	4	9660203
	Nut - 5/16" UNF.	4	9510051
13-66-16	SUPPORT ASSEMBLY - Bumper Bar Rear	2	7200005
	Screw - Support to Body - 5/16"x 1" UNF.	2	19505081
	Washer - Plain 5/16"	2	9067027
	Lockwasher - 5/16"	2	5200485
13-68-0	<u>BUMPER BUFFER PLATE</u>		
13-68-6	PLATE - Buffer - Front and Rear - SUPER	4	7200342
	PAD - Buffer Plate - Front and Rear - SUPER	4	2226360
	BOLT - Buffer Attach	4	7200528

* Quantity as required.

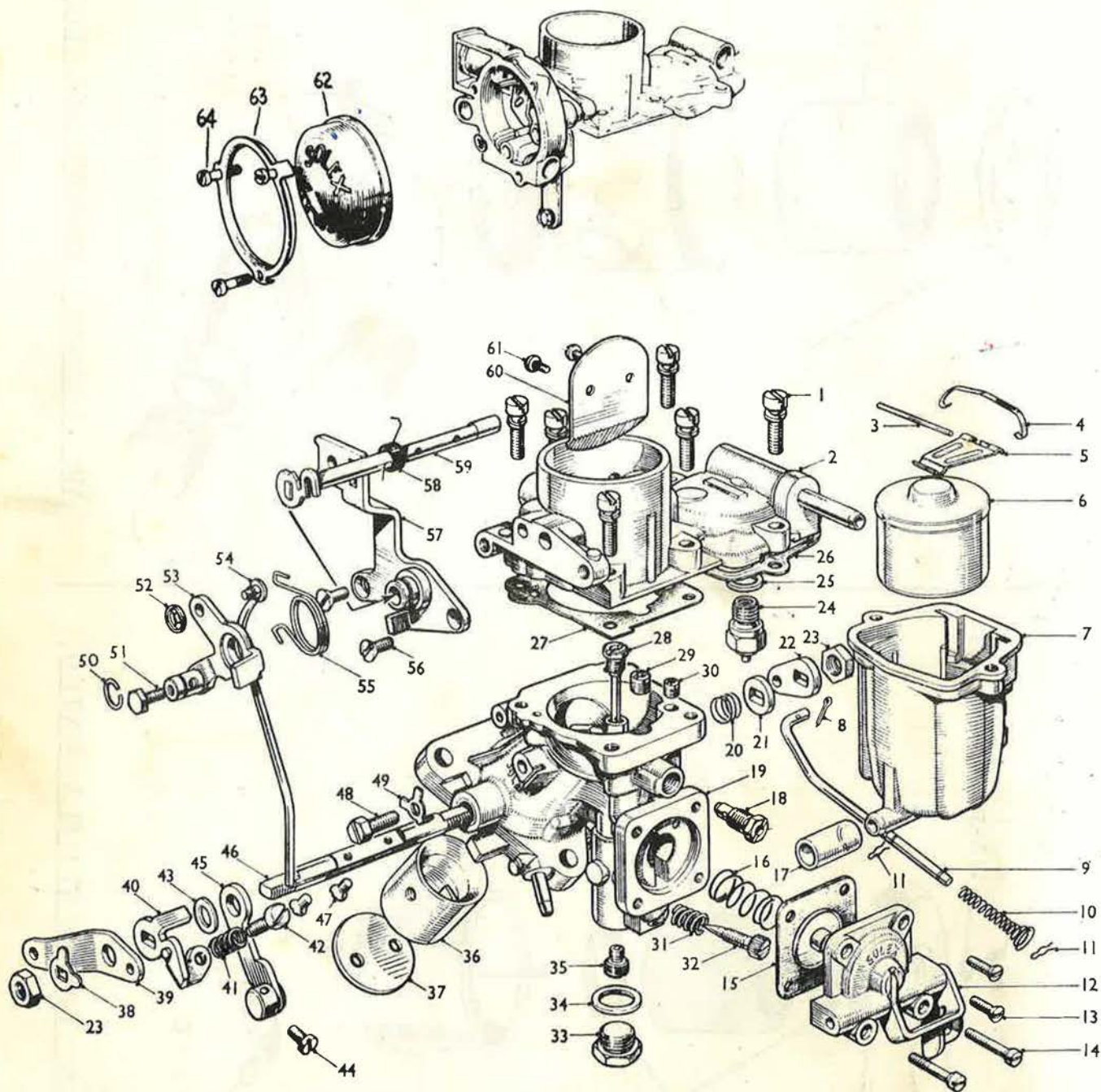
H Part not listed in any previous Parts Book.



AIR CLEANER - CARBURETTOR MOUNTED



AIR CLEANER - REMOTE MOUNTED



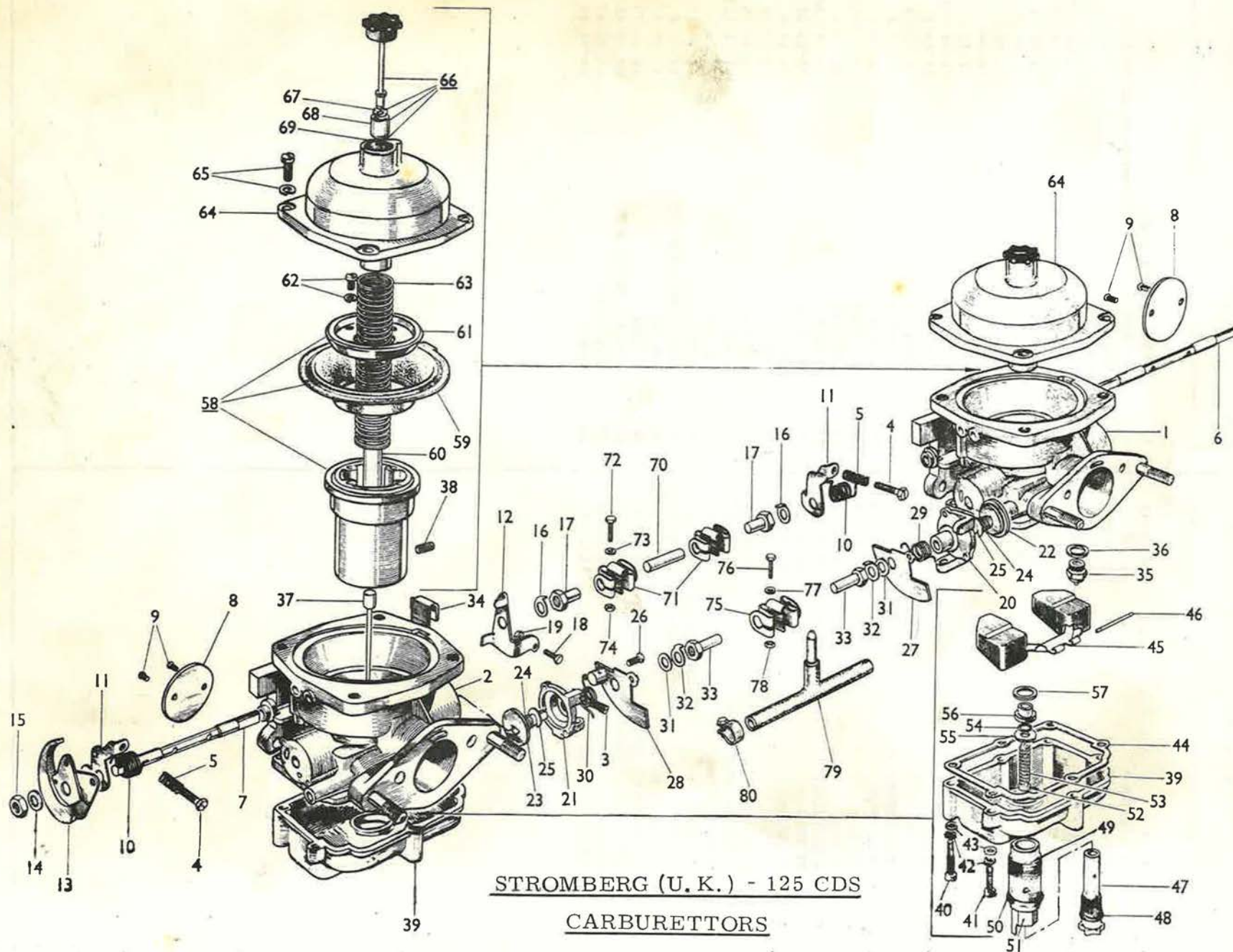
SOLEX (U. K.) B30 SERIES CARBURETTOR

FUEL

GROUP 14

PLATE 3

ITEM NO.	PART NAME	CODE	ITEM NO.	PART NAME	CODE
1	SCREW -	14-54-72	33	PLUG OR HOLDER -	14-35-1
2	AIR HORN -	14-47-1	34	GASKET - Serviced in	14-30-3
3	PIN -	14-40-4	35	MAIN JET -	14-35-1
4	CLIP -	14-40-5	36	VENTURI -	14-35-41
5	ARM -	14-40-1	37	VALVE -	14-38-4
6	FLOAT -	14-40-1	38	LOCKWASHER -	14-54-15
7	FLOAT BOWL - Serviced in	14-30-1	39	LEVER -	14-38-14
8	PIN -	Std. Part	40	PLATE -	14-45-5
9	ROD -	14-41-8	41	SPRING -	14-36-1
10	SPRING -	14-36-15	42	SCREW -	14-54-3
11	SPRING CLIP -	14-41-40	43	WASHER -	14-38-16
12	COVER -	14-41-1	44	SCREW -	14-54-153
13	SCREW -	14-54-47	45	LEVER -	14-45-5
14	SCREW -	14-54-47	46	SHAFT -	14-38-12
15	MEMBRANE -	14-41-3	47	SCREW -	14-54-4
16	SPRING -	14-36-15	48	SCREW -	14-54-152
17	PIPE -	14-40-10	49	WASHER -	14-54-152
18	JET -	14-35-5	50	CIRCLIP -	14-39-6
19	MAIN BODY - Serviced in	14-30-1	51	SCREW -	14-54-153
20	SPRING -	14-36-16	52	WASHER -	14-39-28
21	WASHER -	14-38-16	53	LEVER -	14-39-6
22	LEVER -	14-41-7	54	ROD -	14-39-28
23	NUT -	14-54-15	55	SPRING -	14-36-19
24	NEEDLE AND SEAT	14-40-7	56	SCREW -	14-54-153
25	WASHER -	14-30-3	57	BRACKET -	14-39-6
26	GASKET - Serviced in	14-30-3	58	SPRING -	14-36-19
27	GASKET Serviced in	14-30-3	59	SHAFT AND LEVER -	14-39-6
28	JET & TUBE ASSY. -	14-35-2	60	VALVE -	14-39-1
29	ECONOSTAT JET -	14-35-6	61	SCREW -	14-54-15
30	JET - AIR CORRECTION -	14-35-5	62	AUTO. CHOKE ASSY. -	14-39-45
31	SPRING -	14-36-26	63	RETAINER -	14-39-47
32	NEEDLE SCREW -	14-45-1	64	SCREW -	14-54-17



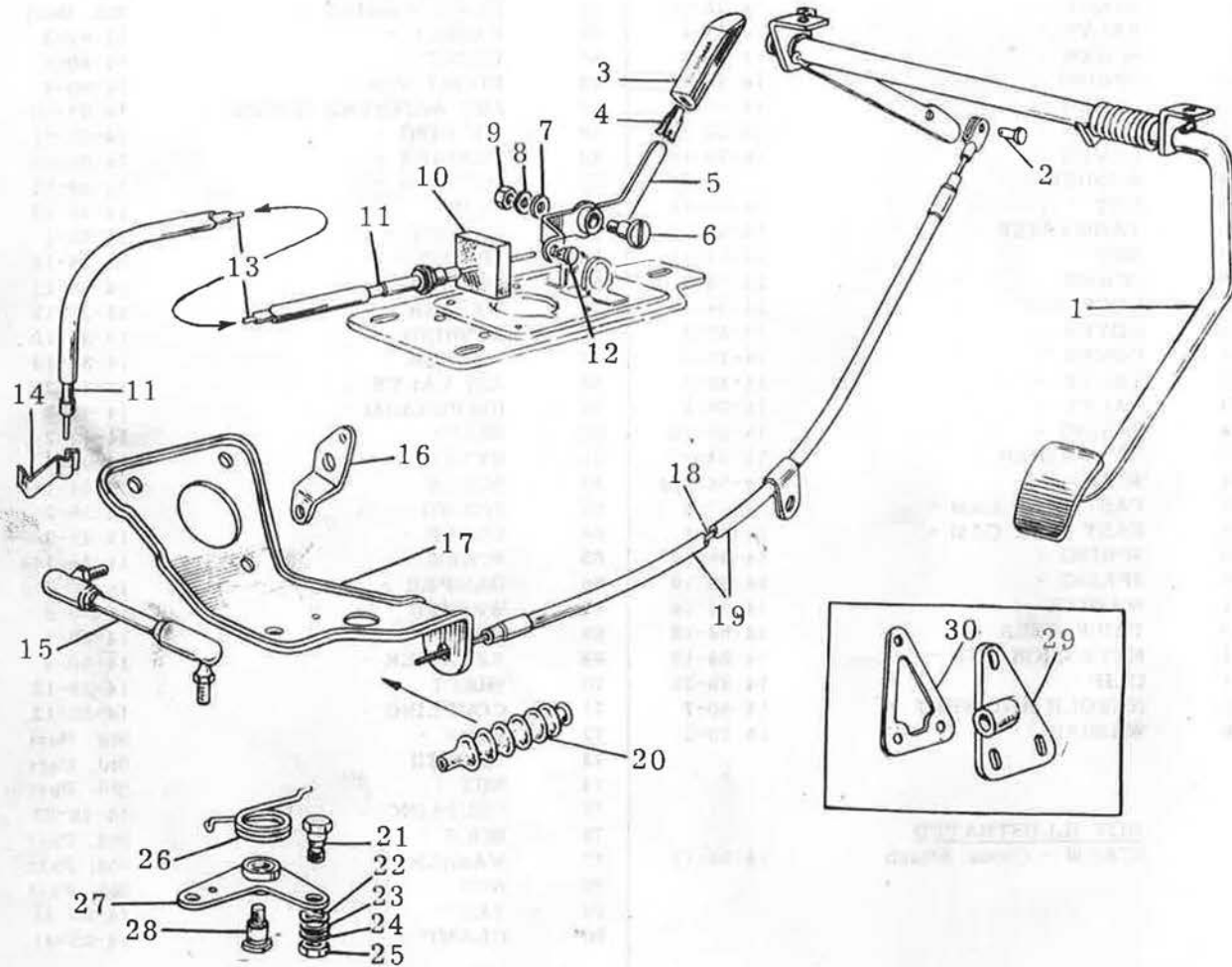
STROMBERG (U. K.) - 125 CDS
CARBURETTORS

FUEL

GROUP 14

PLATE 5

ITEM NO.	PART NAME	CODE	ITEM NO.	PART NAME	CODE
1	CARBURETTOR -	14-30-1	37	NEEDLE -	14-43-4
2	CARBURETTOR -	14-30-1	38	SCREW -	14-54-149
3	PLUNGER ASSEMBLY -	---	39	FLOAT CHAMBER -	14-40-10
4	SCREW -	14-54-1	40	SCREW (Long) -	14-54-178
5	SPRING -	14-36-1	41	SCREW (Short) -	14-54-178
6	SHAFT -	14-38-12	42	SPRING WASHER -	Std. Part
7	SHAFT -	14-38-12	43	PLAIN WASHER -	Std. Part
8	VALVE -	14-38-4	44	GASKET -	14-40-3
9	SCREW -	14-54-4	45	FLOAT -	14-40-1
10	SPRING -	14-36-16	46	FLOAT PIN -	14-40-4
11	LEVER -	14-38-13	47	JET ADJUSTER SCREW -	14-35-50
12	LEVER -	14-38-13	48	"O" RING -	14-35-51
13	LEVER -	14-38-14	49	CARRIER -	14-35-52
14	WASHER -	---	50	"O" RING -	14-35-53
15	NUT -	14-54-15	51	CLIP -	14-35-53
16	TABWASHER -	14-54-16	52	ORIFICE -	14-35-1
17	NUT -	14-54-15	53	SPRING -	14-36-16
18	SCREW -	14-54-3	54	"O" RING -	14-35-11
19	LOCK NUT -	14-54-15	55	WASHER -	14-35-12
20	COVER -	14-39-2	56	BUSHING -	14-35-10
21	COVER -	14-39-2	57	WASHER -	14-35-13
22	VALVE -	14-39-1	58	AIR VALVE -	14-43-2
23	VALVE -	14-39-1	59	DIAPHRAGM -	14-43-3
24	SPRING -	14-36-20	60	SHAFT -	14-43-2
25	"C" WASHER -	14-54-16	61	RETAINER -	14-43-5
26	SCREW -	14-54-153	62	SCREW -	14-54-147
27	FAST IDLE CAM -	14-45-4	63	SPRING -	14-36-2
28	FAST IDLE CAM -	14-45-4	64	COVER -	14-43-9
29	SPRING -	14-36-19	65	SCREW -	14-54-148
30	SPRING -	14-36-19	66	DAMPER -	14-50-1
31	WASHER -	14-54-16	67	WASHER -	14-50-3
32	TABWASHER -	14-54-16	68	BUSH -	14-50-5
33	EXTENSION NUT -	14-54-15	69	RETAINER -	14-50-5
34	CLIP -	14-39-25	70	SHAFT -	14-38-12
35	NEEDLE AND SEAT -	14-40-7	71	COUPLING -	14-38-12
36	WASHER -	14-30-3	72	BOLT -	Std. Part
			73	WASHER -	Std. Part
			74	NUT -	Std. Part
			75	COUPLING -	14-39-25
			76	BOLT -	Std. Part
			77	WASHER -	Std. Part
			78	NUT -	Std. Part
			79	TEE -	14-85-31
			80	CLAMP -	14-85-31
	<u>NOT ILLUSTRATED</u>				
	SCREW - Choke Attach	14-54-17			



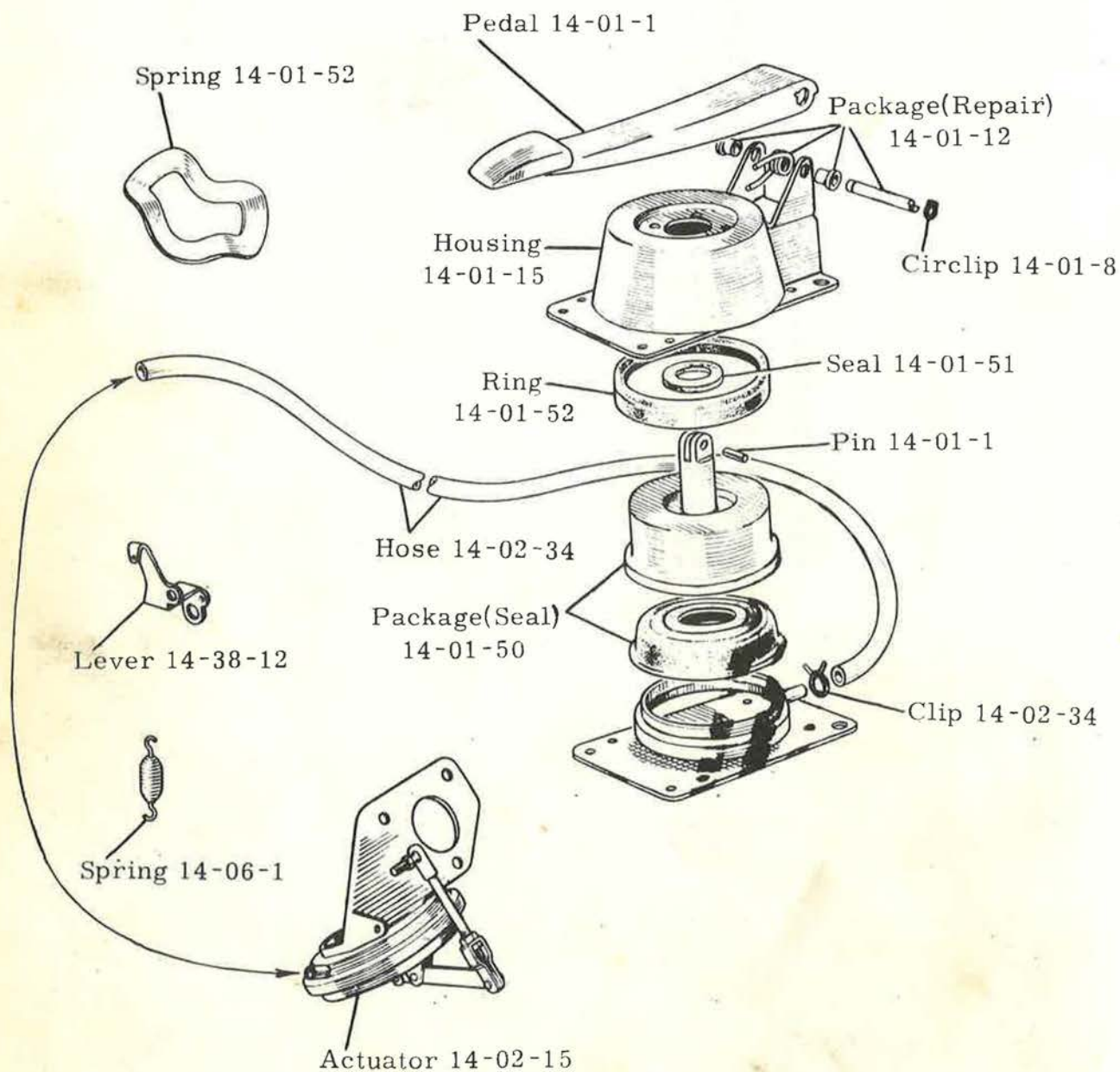
ACCELERATOR LINKAGE - CABLE TYPE

FUEL

GROUP 14
PLATE 7

ITEM NO.	PART NAME	CODE
1	PEDAL ASSEMBLY -	14-01-1
2	PIN -	14-25-1
3	KNOB -	14-63-11
4	CLIP -	14-63-11
5	LEVER -	14-63-10
6	PIN -	14-63-10
7	WASHER -	14-63-10
8	WASHER -	14-63-10
9	NUT -	14-63-10
10	PAD -	14-63-10
11	HOUSING -	14-63-1
12	CLIP -	14-63-1
13	CABLE -	14-63-1
14	CLIP -	14-63-1
15	ROD -	14-11-9
16	LEVER -	14-38-12
17	BRACKET -	14-14-1
18	SHAFT -	14-25-1
19	HOUSING -	14-25-1
20	BOOT -	14-25-17
21	RETAINER -	} Serviced in Package. 14-25-5
22	WASHER -	
23	WASHER -	
24	WASHER -	
25	NUT -	
26	SPRING -	14-06-1
27	BELLCRANK -	14-14-1
28	PIN -	14-14-8
29	BRACKET -	14-26-6
30	GASKET -	14-26-6

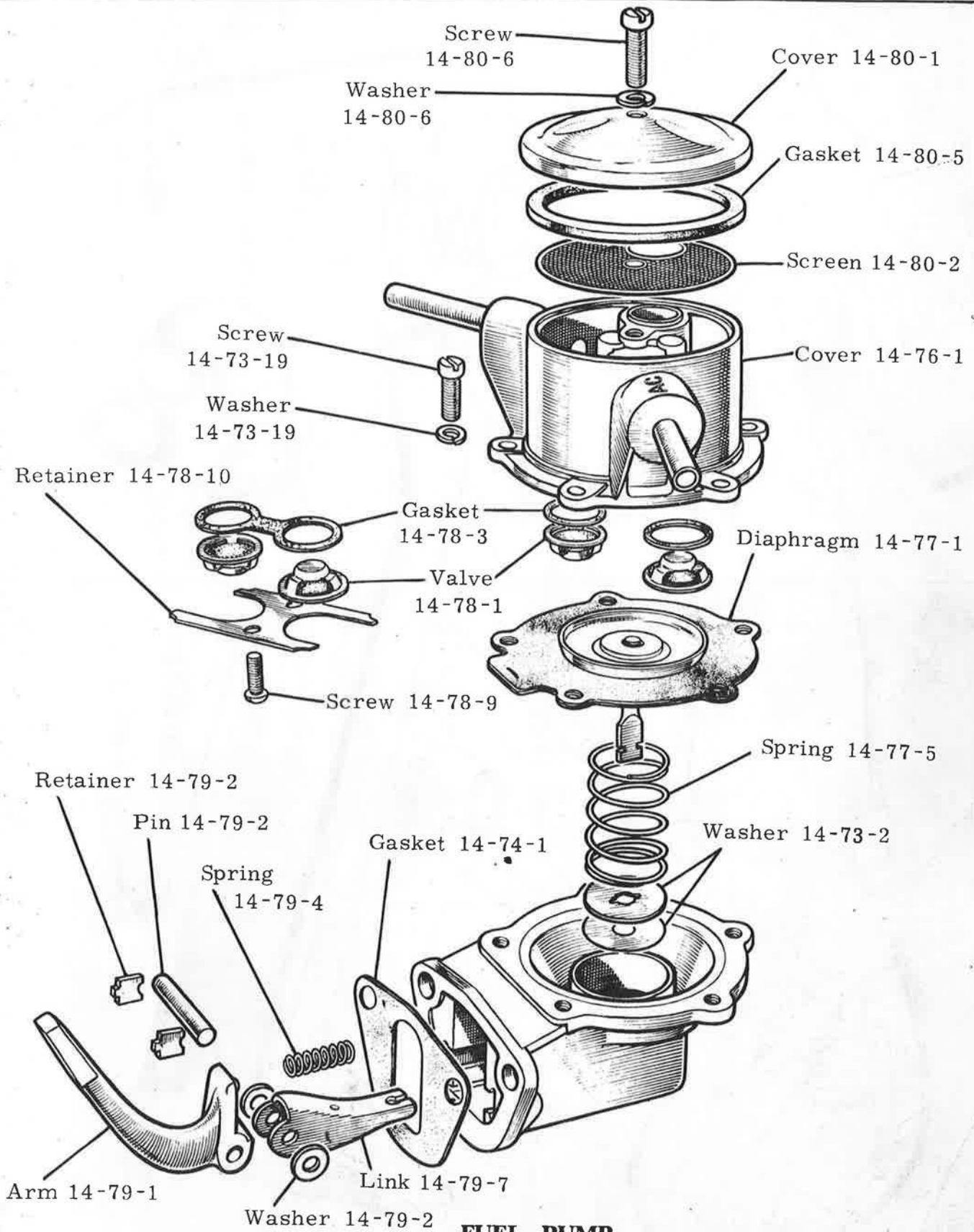
FUEL

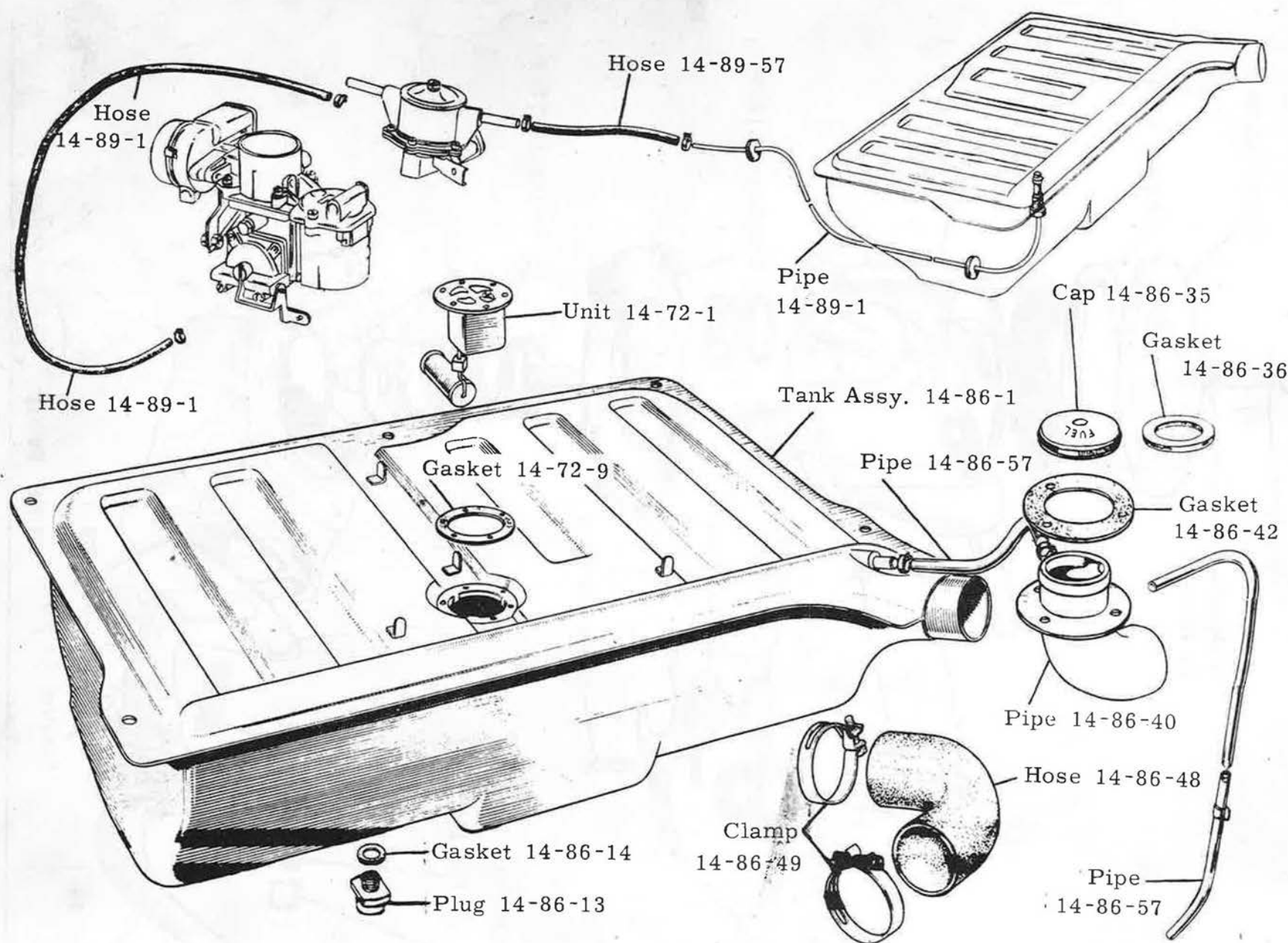


ACCELERATOR LINKAGE - PNEUMATIC TYPE

FUEL

GROUP 14
PLATE 9





FUEL

GROUP 14

PAGE 1

CODE	PART NAME AND DESCRIPTION	QTY.	PART NUMBER
14-01-0	<u>ACCELERATOR PEDAL</u>		
14-01-1	PEDAL - Accelerator - Pneumatic Type	1	7080153
	- Cable Type	1	7102724
	- Cable Type GT	1	7103084
	PIN - Pedal to Diaphragm - Pneumatic Type	1	7080156
14-01-8	CIRCLIP - Accelerator Pedal Pivot Pin - Pneumatic Type	2	7080158
14-01-12	PACKAGE - Accelerator Pedal Pivot Pin Repair - Pneumatic Type	1	7080154
14-01-15	HOUSING - Accelerator Pedal Diaphragm - Pneumatic Type	1	7080152
	Screw - Housing to Floor - 1/4" x 1/2" UNF	2	5220690
	Washer - Shakeproof - 1/4"	2	9664162
	Screw - No. 10 UNF	2	39313070
	Washer - Shakeproof - 3/16"	2	9663122
14-01-50	PACKAGE - Accelerator Diaphragm Seal - Pneumatic Type	1	7080155
14-01-51	SEAL - Accelerator Diaphragm Dust - Pneumatic Type	1	7095012
14-01-52	RING - Seal Locating - Pneumatic Type	1	7080160
14-02-0	<u>ACCELERATOR - PNEUMATIC</u>		
14-02-15	ACTUATOR ASSEMBLY -	1	7100321
	Nut - Actuator to Carburettor No. 10 UNF	1	5220700
	Washer - Plain - 3/16"	1	9663122
14-02-34	HOSE - Pedal to Actuator	1	7095003
	Clip - Hose - Actuator End	1	9785061
	GROMMET - Hose to Body	1	9116064
14-06-0	<u>ACCELERATOR PEDAL RETURN SPRING</u>		
14-06-1	SPRING - Accelerator Pedal Return - Pneumatic Type	1	7102375
	- Cable Type	1	7102723
	- Cable Type GT	1	7103094
	Washer - Plain - Spring to Bracket - 1/4"	1	9067216
14-06-10	PLATE - Accelerator Pedal Return Spring - GT	1	7103093
	BOLT - Plate Clamping - GT	1	7103159
	Nut - 1/4" UNF	1	9520040
	Washer - Plain - 1/4"	1	9068010
14-11-0	<u>ACCELERATOR SHAFT</u>		
14-11-9	ROD - Bellcrank to Carburettor - exc. GT	1	7102564
	Nut - Rod Attach - No. 10 UNF	2	5220700
	Washer - Shakeproof - 3/16"	2	9663123

* Quantity as required.

□ Part not listed in any previous Parts Book.

FUEL

CODE	PART NAME AND DESCRIPTION	QTY.	PART NUMBER
14-14-0	<u>THROTTLE CONTROL BELLCRANK</u>		
14-14-1	BELLCRANK - Accelerator Cable - exc. GT	1	7102561
	BRACKET - Bellcrank Support - exc. GT	1	7102726
14-14-8	PIN - Bellcrank Pivot	1	7102719
	Nut - Pin to Bracket - 1/4" UNF	1	9510040
	Washer - Shakeproof - 1/4"	1	9664163
14-25-0	<u>THROTTLE CONTROL CABLE</u>		
14-25-1	HOUSING - Accelerator Cable - exc. GT	1	7095015
	- Accelerator Cable - GT	1	7096100
	SHAFT - Accelerator Cable - Inner - exc. GT	1	7096099
	- Accelerator Cable - Inner - GT	1	7096099
	GROMMET - Accelerator Cable	1	9117503
	- Accelerator Cable - GT	1	9122188
	Pin - Clevis - Cable to Pedal Lever - GT	1	7103164
	BRACKET - Accelerator Cable to Manifold - GT	1	7100608
	Nut - Bracket to Manifold - 1/4" UNF	1	9510040
	Washer - Shakeproof - 1/4"	1	9664163
14-25-5	PACKAGE - Accelerator Cable Retainer	1	7050097
	WASHER - Clamping	1	7103407
	RETAINER - Accelerator Cable - GT	1	7100612
14-25-17	BOOT - Accelerator Cable	1	7102575
14-26-0	<u>THROTTLE CONTROL CABLE MOUNTING BRACKET</u>		
14-26-6	BRACKET - Accelerator Cable	1	7102566
	- GT	1	7103090
	GASKET - Bracket to Body	1	7102596
	- GT	1	7103091
	Screw - Bracket to Body - No. 10 x 5/8" UNF	2	19503051
	Washer - Shakeproof - No. 10	2	9663122
	Screw - Bracket to Body - No. 10 x 1/2" UNF - GT	2	19503041
	Screw	1	39813081
	Washer - Shakeproof - No. 10	3	9663122
	Washer - Plain - No. 10	1	9067095
14-29-0	<u>CARBURETTOR AIR CLEANER</u>		
14-29-2	AIR CLEANER - Carburettor Mounted Type 1	1	7100206
	- Remote Mounted Type 2	1	7102688
14-29-3	GASKET - Element to Housing Type 1	1	7080036

* Quantity as required.

□ Part not listed in any previous Parts Book.

FUEL

GROUP 14

PAGE 3

CODE	PART NAME AND DESCRIPTION	QTY.	PART NUMBER
14-29-3	SEAL - Air Cleaner to Carburettor - Type 2	1	7100239
Continued			
14-29-6	FILTER - Element - Type 1	1	7080037
	- Type 2	1	7080218
14-29-10	AIRBOX - Carburettor Top - Type 2	1	7102757
	- GT	1	2799306
	GASKET - Airbox - GT	1	2799296
	ELBOW - Airbox to Carburettor - GT	2	7100672
	GASKET - Elbow to Carburettor - GT	2	7100479
	Stud - Elbow Attach - 5/16" x 1.3/8" UNF-UNC	4	29805113
	Nut - 5/16" UNF	4	5220701
	Washer - Plain - 5/16"	4	5220482
14-29-12	BRACKET - Air Cleaner Mounting - Type 1	1	7100305
	- Type 2	1	7102687
	SUPPORT - Mounting Bracket - Front - Type 2	1	7102686
	- Rear - Type 2	1	7102685
	Screw - Bracket and Support to Body - 5/16" x 5/8" UNF - Type 2	1	5220684
	Screw - Bracket to Manifold - 5/16" x 7/8" UNF - Type 1	1	5220692
	Nut - 5/16" UNF	1	5220701
	Washer - Shakeproof - 5/16"	1	9664203
	Lockwasher - 5/16"	1	9067023
	Screw - Bracket to Air Cleaner - Type 1	1	9003041
	Lockwasher - 5/16"	1	9067023
14-29-15	Clip - Air Cleaner to Carburettor - Type 1	1	9782321
14-29-33	BOLT - Air Cleaner Mounting - Type 2	1	7080219
	Washer - Copper - Type 2	1	9077013
	Nut - Wing - Air Cleaner Cover - Type 1	1	9023007
	Washer - Fibre - Type 1	1	9078077
14-29-67	HOSE - Air Box to Air Cleaner - exc. GT	1	7103037
	Clip - Hose	2	9782351
	HOSE - Air Box to Air Cleaner - GT	1	2799312
	CLIP - Hose	1	2799313
	HOSE - Air Box to Flame Trap - GT	1	2799307
	HOSE - Air Cleaner to Door Pillar Vent	1	7102714
	HOSE - Air Cleaner to Rear Window Vent Tube	1	M21393
	Clip - Hose	1	M21391
	TUBE - Metal - Rear Window Vent to Air Cleaner Hose	1	M21384
14-29-70	ADAPTOR - Air Intake Door Pillar	1	7200999
	GRILLE - Air Intake Door Pillar	1	7210010
	- Air Intake Rear Window Panel	2	M21395
	Screw - Adaptor and Grille Attach - No. 10 x 1/2"	2	9774083
	SEAL - Air Intake Door Pillar - RH	1	7210045
	- Grille - Air Intake - Rear Window Panel	2	M21392
	Screw - Seal Attach	4	9774086

* Quantity as required.

† Part not listed in any previous Parts Book.

FUEL

CODE	PART NAME AND DESCRIPTION	QTY.	PART NUMBER																																																												
14-30-0	<p style="text-align: center;"><u>CARBURETTOR</u></p> <p><u>Note</u></p> <p>When selecting replacement assemblies or servicesparts for carburettors care should be taken to identify carburettor by manufacturers model code.</p> <p>Solex Carburettors are identified by the type code stamped on the side of Float Chamber. Where more than one carburettor are designated with same solex code, attention should be paid to various jet calibrations which could be different.</p> <p>Stromberg (UK) Carburettors are identified by type code stamped on Suction Cover (125 CDS) and Model Code (3061) stamped on edge of carburettor mounting flange.</p>																																																														
14-30-1	<p>CARBURETTOR - Pneumatic Throttle</p> <table><thead><tr><th></th><th><u>Prod. No.</u></th><th><u>Col. No.</u></th><th></th><th></th></tr></thead><tbody><tr><td>- Solex B30 PIHT</td><td>7100360</td><td>1</td><td>1</td><td>7100620</td></tr><tr><td>- Solex B30 PIHT-2</td><td>7100460</td><td>2</td><td>1</td><td>7100620</td></tr><tr><td>- Cable Operated Throttle</td><td></td><td></td><td></td><td></td></tr><tr><td>- Solex B30 PIHT-2</td><td>7100500</td><td>2</td><td>1</td><td>7100620</td></tr><tr><td>- Solex B30 PIHT-3</td><td>7100540</td><td>2</td><td>1</td><td>7100620</td></tr><tr><td>- Solex B30 PIHT-3</td><td>7100620</td><td>2</td><td>1</td><td>7100620</td></tr><tr><td>- Manual Choke</td><td></td><td></td><td></td><td></td></tr><tr><td>- Solex B30 PIH-5.</td><td>7100560</td><td>3</td><td>1</td><td>7100560</td></tr><tr><td>- Stromberg 125 CDS</td><td></td><td></td><td></td><td></td></tr><tr><td> Front - 3061F</td><td>7100564</td><td>4 - GT</td><td>1</td><td>7100564</td></tr><tr><td> Rear - 3061R</td><td>7100563</td><td>4 - GT</td><td>1</td><td>7100563</td></tr></tbody></table> <p>Stud - Carburettor and Actuator Unit or Abutment Bracket to Manifold 1/4" UNF-UNC - exc. GT</p> <p>Washer - Plain - 1/4"</p> <p>Nut - 1/4" UNF</p> <p>Stud - Carburettor to Manifold - 5/16" UNC-UNF x 1.3/8" - GT</p> <p>- Cable Abutment Bracket to Manifold - 1/4" UNC-UNF x 1" - GT</p> <p>Washer - Plain - Carburettor to Manifold - 5/16"</p> <p>Nut - 5/16" UNF</p>		<u>Prod. No.</u>	<u>Col. No.</u>			- Solex B30 PIHT	7100360	1	1	7100620	- Solex B30 PIHT-2	7100460	2	1	7100620	- Cable Operated Throttle					- Solex B30 PIHT-2	7100500	2	1	7100620	- Solex B30 PIHT-3	7100540	2	1	7100620	- Solex B30 PIHT-3	7100620	2	1	7100620	- Manual Choke					- Solex B30 PIH-5.	7100560	3	1	7100560	- Stromberg 125 CDS					Front - 3061F	7100564	4 - GT	1	7100564	Rear - 3061R	7100563	4 - GT	1	7100563		
	<u>Prod. No.</u>	<u>Col. No.</u>																																																													
- Solex B30 PIHT	7100360	1	1	7100620																																																											
- Solex B30 PIHT-2	7100460	2	1	7100620																																																											
- Cable Operated Throttle																																																															
- Solex B30 PIHT-2	7100500	2	1	7100620																																																											
- Solex B30 PIHT-3	7100540	2	1	7100620																																																											
- Solex B30 PIHT-3	7100620	2	1	7100620																																																											
- Manual Choke																																																															
- Solex B30 PIH-5.	7100560	3	1	7100560																																																											
- Stromberg 125 CDS																																																															
Front - 3061F	7100564	4 - GT	1	7100564																																																											
Rear - 3061R	7100563	4 - GT	1	7100563																																																											

* Quantity as required.

B Part not listed in any previous Parts Book.

FUEL

GROUP 14
PAGE 5

CODE	PART NAME AND DESCRIPTION	1	2	3
14-30-2	GASKET - Carburettor to Manifold	7100118	7100118	7100118
14-30-3	GASKET SET - Carburettor	---	7080185	7080279
14-30-4	REPAIR KIT - Carburettor - Solex B30 PIHT	7080073	---	---
	- Solex B30 PIHT-2	---	7080181	---
	- Solex B30 PIHT-3	---	7080225	---
	- Solex B30 PIH-5	---	---	7080277
14-35-0	<u>CARBURETTOR JETS</u>			
14-35-1	JET - Main Fuel (in holder) - Size 112.5	7080102	---	---
	JET - Main - Size 102	---	7080175	7080175
	- Size 105	---	7080201	---
	HOLDER - Main Jet	K13026	---	---
	PLUG - Main Jet	---	7080176	7080176
14-35-2	JET - Air Correction and Emulsion Tube			
	- w/Short Emulsion Tube - Size 160	7080103	---	---
	- w/Intermediate length Emulsion Tube - Size 150	---	7080177	---
	- w/Long Emulsion Tube - Size 150	---	7080228	7080228
14-35-5	JET - Idle - Fuel - Size 45	5102490	---	---
	- Size 40	---	5102489	5102489
	JET - Idle - Air Correction - Size 100	5102700	---	---
	- Size 80	---	5102695	---
	- Size 140	---	5102703	5102703
14-35-6	JET - Econostat - Size 60	7080108	---	---
	- Size 80	---	7080178	7080178
14-35-41	VENTURI - Size 29-22	7080100	---	---
	- Size 28-20	---	7080183	---
	- Size 30-20	---	7080226	7080226
14-36-0	<u>CARBURETTOR SPRINGS</u>			
14-36-1	SPRING - Slow Idle Screw	K11432	K11432	K11432
14-36-15	SPRING - Pump Control Rod	5040453	5040453	5040453
	- Pump	5040450	5040450	5040450
14-36-16	SPRING - Throttle Shaft	---	---	7080272
14-36-19	SPRING - Automatic Choke Shaft	---	---	7080268
	- Choke Shaft Return	---	---	7080271
14-36-26	SPRING - Idle Mixture Valve	K11432	K11432	K11432
14-38-0	<u>CARBURETTOR THROTTLE</u>			
14-38-4	VALVE - Throttle	7080095	7080095	7080095

* Quantity as required.

H. Part not listed in any previous Parts Book.

FUEL

CODE	PART NAME AND DESCRIPTION	1	2	3
14-38-12	SHAFT ASSEMBLY - Throttle	K30017	K30017	K30017
14-38-14	LEVER - Throttle Control - w/Pneumatic Control	7100180	7100180	---
	- w/Cable Control	---	7102565	7102565
14-38-16	WASHER - Throttle Shaft	K26027	K26027	7080264
	- Throttle Shaft - Front	5200522	5200522	5200522
14-39-0	<u>CARBURETTOR CHOKE</u>			
14-39-1	VALVE - Choke	7080117	7080117	7080117
14-39-6	SHAFT AND LEVER - Choke	7080078	---	7080267
	BRACKET - Choke Cable	---	---	7080266
	LEVER w/SCREW - Choke	---	---	7080269
	CIRCLIP - Choke Shaft	---	---	9207014(2)
14-39-28	ROD - Choke Connector	7080106	7080173	7080274
	WASHER - Choke Rod			7080275
14-39-45	COIL AND HOUSING ASSEMBLY - Choke	7080074	7080074	---
14-39-47	RETAINER - Choke Cover	7080076	7080076	---
14-40-0	<u>CARBURETTOR FLOAT</u>			
14-40-1	FLOAT -	K25994	7080184	7080184
	ARM - Float	K25996	K25996	K25996
14-40-4	PIN - Float	K25995	K25995	K25995
14-40-5	CLIP - Float Pin Retaining	7080109	7080109	7080109
14-40-7	NEEDLE AND SEAT ASSEMBLY -	7080075	5040465	5040465
14-40-10	PIPE - Fuel Connection Float Chamber to Main Body	7080110	7080180	7080180
14-41-0	<u>CARBURETTOR PUMP</u>			
14-41-1	COVER - Pump	7080107	7080107	7080107
14-41-3	MEMBRANE - Pump	7080080	---	---
	- Solex B30 PIHT-2	---	7080080	---
	- Solex B30 PIHT-3	---	7080231	---
	- Solex B30 PIH-5	---	---	7080231
14-41-7	LEVER - Pump	7080099	---	---
14-41-8	ROD - Pump Operating - Solex B30 PIHT	7080105	---	---
	- Solex B30 PIHT-2	---	7080174	---
	- Solex B30 PIHT-3	---	7080232	---
	- Solex B30 PIH-5	---	---	7080232

* Quantity as required.

H Part not listed in any previous Parts Book.

FUEL

GROUP 14

PAGE 7

CODE	PART NAME AND DESCRIPTION	1	2	3
14-41-40	CIRCLIP - Pump Control Rod	5040454(3)	5040454(2)	5040454(2)
14-45-0	<u>CARBURETTOR IDLING PARTS</u>			
14-45-1	SCREW - Idle Mixture	K11431	K11431	K11431
14-45-5	LEVER - Fast Idle	7080096	---	7080263
	PLATE - Fast Idle	7080097	---	7080265
14-47-0	<u>CARBURETTOR AIR HORN</u>			
14-47-1	AIR HORN -	7080111	---	---
	- w/Automatic Choke	7080247	7080247	7080273
14-54-0	<u>CARBURETTOR SCREWS & WASHERS</u>			
14-54-3	SCREW - Idle Stop	5039460	5039460	5039460
14-54-4	SCREW - Throttle Valve	9050002(2)	9050002(2)	9050002(2)
14-54-15	NUT - Throttle Shaft	K11445(2)	K11445(2)	K11445(2)
	LOCKWASHER - Shaft Nut	7080133(2)	7080133(2)	7080133(2)
	NUT - Choke Shaft	7080112	---	---
	SCREW - Choke Valve	7080118	7080118	7080118
14-54-17	SCREW - Automatic Choke Attach	9050013(2)		
	- Retainer Choke	7080077(3)	7080077(3)	---
14-54-47	SCREW - Pump Attach - Short	9050003(2)	9050003(2)	9050003(2)
	- Long	K12550(2)	K12550(2)	K12550(2)
14-54-72	SCREW - Air Horn Attach	9050020(6)	9050020(6)	9050020(6)
14-54-152	SCREW - Venturi Attach	5041128	---	---
	- Solex B30 PIHT-2	---	7080182	---
	- Solex B30 PIHT-3	---	7080230	7080238
	WASHER - Screw	5200521	---	---
14-54-153	SCREW - Bracket Attach	---	---	7080270(2)
	- Swivel	---	---	9000061
	- Fast Idle Swivel	---	---	K24605

* Quantity as rec

H Part not listed in any previous Parts Book.

FUEL

CODE	PART NAME AND DESCRIPTION	QTY.	4
14-30-2	GASKET - Carburettor to Manifold	2	7100453
14-30-3	GASKET SET - Carburettors	2	2798634
14-30-4	REPAIR PACKAGE - Carburettor	2	2798875
14-35-0	<u>CARBURETTOR JETS</u>		
14-35-1	JET ORIFICE	2	5044253
14-35-10	BUSHING - Jet Orifice	2	5043231
14-35-11	'O' RING - Jet Orifice	2	5043230
14-35-12	WASHER - 'O' Ring Retaining	2	5043229
14-35-13	WASHER - Jet Orifice Bushing	2	5043232
14-35-50	SCREW - Jet Orifice Adjusting	2	5043224
14-35-51	'O' RING - Orifice Adjusting Screw	2	K26381
14-35-52	CARRIER - Jet Orifice Adjusting Screw	2	5044646
14-35-53	'O' RING - Carrier	2	5043226
	CLIP - Locking	2	7080326
14-36-0	<u>CARBURETTOR SPRINGS</u>		
14-36-1	SPRING - Slow Idle Screw	2	5043249
14-36-2	SPRING - Air Valve Return	2	5044271
14-36-16	SPRING - Throttle Shaft	2	5043199
14-36-19	SPRING - Choke Shaft Return - (7100564 Carb.)	1	7080335
	- (7100563 Carb.)	1	7080336
14-36-20	SPRING - Choke Shaft Tension	2	7080331
14-36-60	SPRING - Jet Orifice	2	5043228
14-38-0	<u>CARBURETTOR THROTTLE</u>		
14-38-4	VALVE - Throttle	2	7080324
14-38-12	SHAFT - Throttle-(7100564 Carb.)	1	5044241
	-(7100563 Carb.)	1	7080323
	COUPLING - Throttle Shaft	2	5043254
	SHAFT - Throttle Coupling	1	7100820

* Quantity as required.

Required.

any previous Parts Book.

FUEL

GROUP 14

PAGE 9

CODE	PART NAME AND DESCRIPTION	QTY.	4
14-38-13	LEVER - Throttle Stop and Fast Idle - (7100563 Carb.) H	1	7080325
	- (7100564 Carb.) H	1	7080347
14-38-14	LEVER - Throttle Operating - (7100563 Carb.) H	1	7103160
14-39-0	<u>CARBURETTOR CHOKE</u>		
14-39-1	VALVE ASSEMBLY - Choke - (7100564 Carb.) H	1	7080329
	- (7100563 Carb.) H	1	7080330
14-39-2	COVER ASSEMBLY - Choke - (7100564 Carb.) H	1	7080327
	- (7100563 Carb.) H	1	7080328
14-39-25	CLIP - Choke Control Bracket - (7100563 Carb.) H	1	5058194
	COUPLING - Choke H	2	5043254
14-40-0	<u>CARBURETTOR FLOAT</u>		
14-40-1	FLOAT AND ARM - 2		5057815
14-40-4	PIN - Float Pivot 2		7080343
14-40-7	NEEDLE AND SEAT ASSEMBLY - 2		K24608
14-40-10	FLOAT CHAMBER - 2		7080340
14-42-0	<u>CARBURETTOR RETAINERS AND CLIPS</u>		
14-42-51	RING - Damper Bushing Retaining 2		5043247
14-43-0	<u>CARBURETTOR AIR VALVE</u>		
14-43-2	AIR VALVE SHAFT AND DIAPHRAGM ASSEMBLY - H	2	7080344
14-43-3	DIAPHRAGM - Air Valve H	2	5044647
14-43-4	METERING NEEDLE - 6K H	2	7080339
14-43-5	WASHER - Diaphragm Retaining H	2	5058885 5058886 5044260
14-43-9	COVER - Suction Chamber H	2	7080345
14-45-0	<u>CARBURETTOR IDLING PARTS</u>		
14-45-4	CAM - Fast Idle - (7100564 Carb.) H	1	7080333
	- (7100563 Carb.) H	1	7080334
14-50-0	<u>CARBURETTOR AIR VALVE DAMPER</u>		
14-50-1	DAMPER ASSEMBLY - Air Valve 2		7080346

* Quantity as required.

⊠ Part not listed in any previous Parts Book.

FUEL

CODE	PART NAME AND DESCRIPTION	QTY.	4	
14-50-3	WASHER - Air Valve Damper	2	5058196	
14-50-5	BUSHING - Air Valve Damper	2	5043246	
	- Retainer	2	5043247	
14-54-0	<u>CARBURETTOR SCREWS AND WASHERS</u>			
14-54-3	SCREW - Throttle Stop - (7100564 Carb.)	1	5043248	
	SCREW - Fast Idle - (7100563 Carb.)	1	5043206	
14-54-4	SCREW - Throttle Valve	4	5043198	
14-54-15	EXTENSION NUT - Throttle	H 2	5044643	
	- Choke	H 2	5044244	
	NUT - Throttle Lever - (7100563 Carb.)	1	9029005	
	LOCK NUT - Fast Idle Screw	1	5043207	
14-54-16	TABWASHER - Extension Nut	2	5038548	
	SPACING WASHER - Choke Shaft	H 2	7080337	
	"C" WASHER - Choke	2	7080332	
14-54-17	SCREW - Choke Housing	4	5057812	
	SCREW - Choke Bracket	1	7080270	
14-54-147	SCREW AND WASHER ASSEMBLY -Air Valve Diaphragm Retainer ...	8	5043239	
14-54-148	SCREW - Suction Chamber Cover Attaching	8	5043243	
14-54-149	SCREW - Metering Needle Attaching	2	5043236	
14-54-153	SCREW - Choke Cable - (7100563 Carb.)	1	K22541	
14-54-178	SCREW - Float Chamber - Long	8	5044574	
	- Short	4	5044282	
CODE	PART NAME AND DESCRIPTION	QTY.	PART NUMBER	
14-63-0	<u>CHOKE CONTROL</u>			
14-63-1	HOUSING - Manual Choke Control Cable - Outer	1	7096078	
	- GT	H 1	7096091	
	CABLE - Manual Choke Control - Inner	1	7096077	
	SLEEVE - Choke Control Cable	1	9166267	
	CLIP - Choke Control Cable - Lever End - exc. GT	1	7200259	
	- Carburettor End - exc. GT	1	5041302	
	- Carburettor End - GT	1	5043889	
	ELEMENT - Air Heater with Flange - Auto. Choke Std.	1	7100220	
	Bolt - Heater Element or Cover Plate to Exhaust Manifold			
	- 1/4" UNF	2	5220690	
	Washer - Plain - 1/4"	2	9067014	
	GASKET -	1	7100225	

* Quantity as required.

B Part not listed in any previous Parts Book.

FUEL

GROUP 14

PAGE 11

CODE	PART NAME AND DESCRIPTION	QTY.	PART NUMBER
14-63-10	LEVER - Choke Cable Operating	1	7102774
	PAD - Draught Excluder Choke Lever	1	7102943
	PIN - Pivot - Lever to Mounting Plate	1	7102770
	Nut - Pivot Pin - 1/4" UNF	1	9571043
	WASHER - Belleville	1	7102900
14-63-11	CAP - Choke Lever	1	7102772
	KNOB - Choke Lever - GT	1	7103139
	CLIP - Knob retaining - GT	1	7103138
14-63-20	TUBE - Heat Exhaust Manifold to Carburettor Auto. Choke - Up to B42-9-509972	1	7100226
	TUBE - Heat - Carburettor Auto. Choke Return - Up to B42-9-509972	1	7100227
14-67-0	<u>FUEL FILTER</u>		
14-67-1	FILTER ASSEMBLY - Sealed Type - (in Line)	1	2798557
	CLIP - Filter Mounting	1	2798561
14-67-2	HOSE - Filter to Tubes	*	2798559
	Clamp - Hose	*	274461
	Screw - Clamp Attach - No. 10 BA x 1/2" Pan Hd. Cross Recessed Cad. Plated	*	9414712
14-72-0	<u>FUEL TANK GAUGE</u>		
14-72-1	GAUGE - Tank Unit	1	7102187
	Screw - Gauge Unit to Fuel Tank - No. 8 x 3/8" UNC	6	39902061
	Washer - Fibre 3/16"	5	9078002
	Washer - Copper/Asbestos - 3/16"	1	9077700
14-72-9	GASKET - Fuel Tank Gauge to Fuel Tank	1	7102374
14-73-0	<u>FUEL PUMP</u>		
14-73-1	PUMP ASSEMBLY - Fuel	1	7100600
14-73-2	WASHER - Oil Seal	1	K26304
	- Oil Seal	1	K26305
14-73-3	PACKAGE - Fuel Pump Repair	1	K25942
14-73-19	SCREW - Cover to Body	5	5220204
	LOCKWASHER - 3/16"	5	9660121

* Quantity as required.

⊠ Part not listed in any previous Parts Book.

FUEL

CODE	PART NAME AND DESCRIPTION	QTY.	PART NUMBER
14-74-0	<u>FUEL PUMP MOUNTING</u>		
14-74-1	GASKET - Fuel Pump Flange	1	7100219
	Stud - Fuel Pump to Cambox Cover - 5/16" x 1.3/8" UNC-UNF	2	29605113
	Washer - Plain - 5/16"	2	5200482
	Nut - 5/16" UNF	1	5220701
	Nut - Special	1	7100168
14-77-0	<u>FUEL PUMP DIAPHRAGM</u>		
14-77-1	DIAPHRAGM -	1	K19776
14-77-5	SPRING - Diaphragm	1	K20732
14-78-0	<u>FUEL PUMP VALVE</u>		
14-78-1	VALVE AND SEAT ASSEMBLY -	2	K19263
14-78-3	GASKET - Valve	2	K29656
14-78-9	SCREW - Valve Retainer	2	9050095
14-78-10	PLATE - Valve Retainer	1	K19264
14-79-0	<u>FUEL PUMP ROCKER ARM</u>		
14-79-1	ARM - Rocker	1	7080072
14-79-2	PIN - Rocker Arm to Link	1	5031039
	WASHER - Rocker Arm Pin	2	9067212
	RETAINER - Rocker Arm Pin	2	5031044
14-79-4	SPRING - Fuel Pump Rocker Arm - Return	1	5220234
14-79-7	LINK - Fuel Pump Rocker Arm	1	K26308
14-80-0	<u>FUEL PUMP FILTER</u>		
14-80-1	COVER - Fuel Filter	1	K19777
14-80-2	SCREEN - Filter	1	7050118
14-80-5	GASKET - Filter Cover	1	9079058
14-80-6	SCREW - Filter Cover	1	39303100
	LOCKWASHER -	1	9078003

* Quantity as required.

B Part not listed in any previous Parts Book.

FUEL

GROUP 14

PAGE 13

CODE	PART NAME AND DESCRIPTION	QTY.	PART NUMBER
14-85-0	<u>FUEL LINE TEE</u>		
14-85-31	TEE - Fuel Line - GT	1	7100544
	CLAMP - Tee	2	9784073
14-86-0	<u>FUEL TANK</u>		
14-86-1	TANK ASSEMBLY - Fuel	1	7102979
	Screw - Tank Assembly to Body - 1/4" x 5/8" UNF	5	19804051
	Washer - 1/4" Shakeproof	5	9664162
	Washer - 1/4" - Plain	5	9067216
14-86-13	PLUG - Fuel Tank Drain	1	7102223
14-86-14	GASKET - Fuel Tank Drain Plug	1	9078017
14-86-35	CAP - Fuel Filler	1	7102583
14-86-36	GASKET - Filler Cap	1	9122158
14-86-40	TUBE ASSEMBLY - Fuel Tank Filler	1	7102805
	Screw - Tube Assembly to Body - No. 10 x 1/2" UNF	3	19803041
	Washer - Shakeproof - No. 10	3	9663122
	Washer - Plain - 3/16"	3	9096073
14-86-42	GASKET - Tube Assembly to Bonnet Locking Platform	1	7102229
14-86-48	HOSE - Fuel Filler Tube	1	7102495
14-86-49	CLAMP - Tube Hose	2	9787423
14-86-57	HOSE - Vent Tube - Fuel Tank	1	7102273
	- Vent Tube - Fuel Filler	*	7095004
	CLIP - Vent Tube to Fuel Tank and Fuel Filler	2	9784083
	STRIP - (Plastic) Fuel Tank Vent Tube to Fuel Tank Filler	*	P43469
	STUD - Plastic Strip Attach	1	P43470
	CLIP - Fuel Filler Vent Tube to Body	2	7102290
	CLIP - Fuel Filler Vent Tube to Fuel Filler	1	9786061
14-88-0	<u>FUEL TANK SUPPORT</u>		
14-88-8	BRACKET - Fuel Tank Support	1	7203370-1
14-89-0	<u>FUEL LINE TUBE</u>		
14-89-1	TUBE - Fuel Tank	1	7102232
	OLIVE - Fuel Tank Tube	1	5220717
	Nut -	1	9156522
	HOSE - Fuel Pump to Carburettor	1	7096089

* Quantity as required.

⊞ Part not listed in any previous Parts Book.

FUEL

CODE	PART NAME AND DESCRIPTION	QTY.	PART NUMBER
14-89-1	Clip - Hose Attach	2	9784073
Continued			
14-89-57	HOSE - Fuel Pump to Fuel Tank Tube	1	9166009

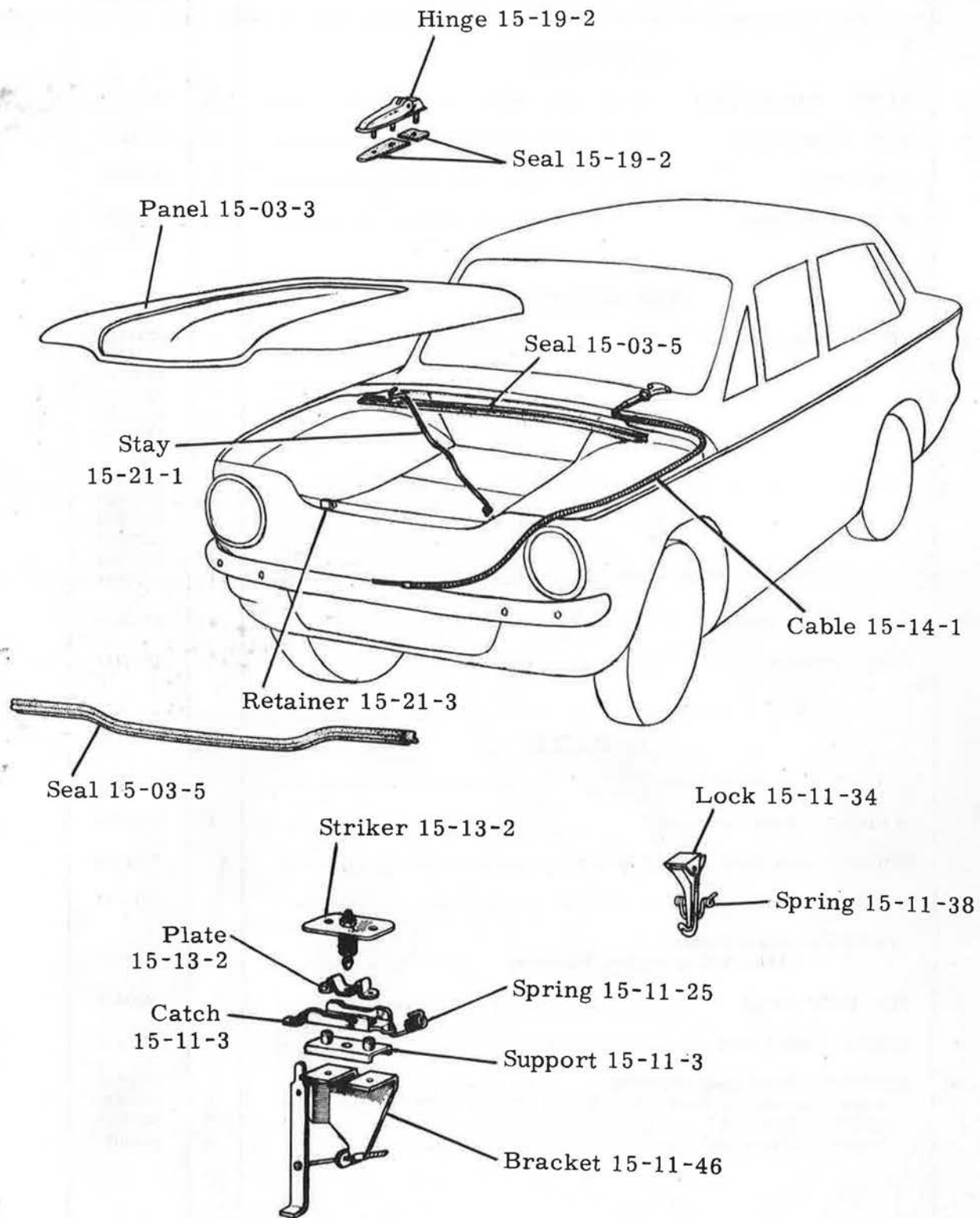
* Quantity as required.

☐ Part not listed in any previous Parts Book.

LUGGAGE HOOD

GROUP 15

PLATE 1



LUGGAGE HOOD

CODE	PART NAME AND DESCRIPTION	QTY.	PART NUMBER
15-02-0	<u>HOOD PANEL</u>		
15-03-3	PANEL - Luggage Hood	1	7096042
15-03-5	SEAL - Panel Front	1	7204126
	CLIP - Seal	2	9130066
	SEAL - Panel Rear	1	7205264
15-06-0	<u>HOOD NAME PLATE</u>		
15-06-3	LETTER - Hood Panel H	1	2221792
	I	1	2221793
	L	2	2221794
	M	1	2221795
	A	1	2221796
	N	1	2221797
	H - GT	1	2227626
	I	1	2227627
	L	2	2227628
	M	1	2227629
	A	1	2227630
	N	1	2227631
	CLIP - Letter Attach	14	9132936
	BUSH - Friction	14	9132944
15-11-0	<u>HOOD LOCK</u>		
15-11-3	CATCH - Slider Hood Lock	1	7204082
	SUPPORT - Hood Lock Slider	1	7204083
15-11-25	SPRING - Hood Lock Slider - Return	1	7204111
15-11-34	LOCK - Hood Safety	1	7204114
	TRANSFER - Hood Release - (Attached to Locking Platform)	1	7200534
	PIN - Hook - Clevis	1	7200426
15-11-38	SPRING - Safety Hook	1	7204113
15-11-46	BRACKET - Hood Lock Mounting	1	7202530
	Screw - Bracket to Hood Lock Platform 1/4" x 1" UNF	2	19504082
	Washer - Plain 1/4"	2	9067216
	Washer - Shakeproof	2	9086039

* Quantity as required:

E Part not listed in any previous Parts Book.

LUGGAGE HOOD

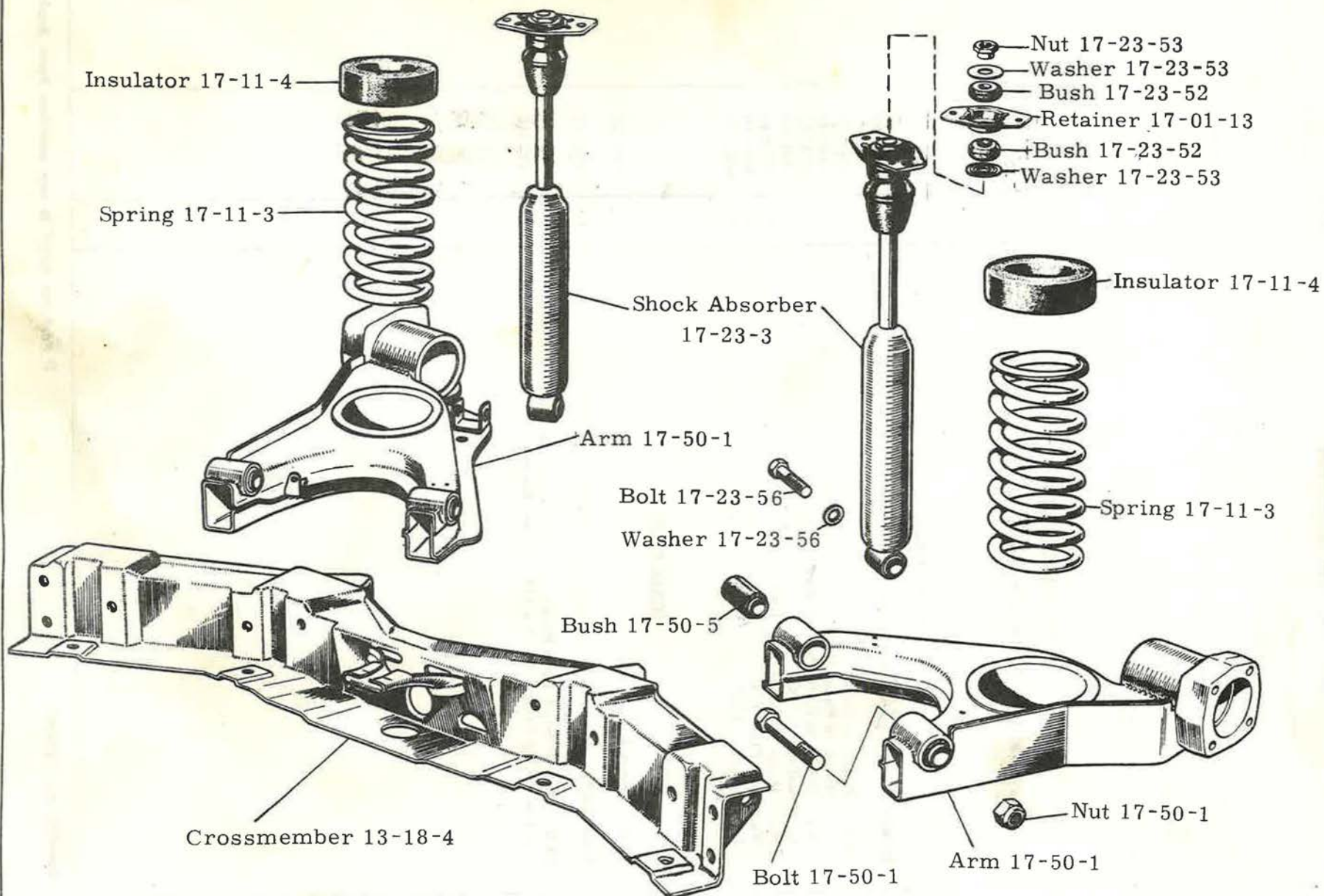
GROUP 15

PAGE 2

CODE	PART NAME AND DESCRIPTION	QTY.	PART NUMBER
15-13-0	<u>HOOD LOCK STRIKER</u>		
15-13-2	STRIKER ASSEMBLY Hood Lock	1	7204084
	Screw - Striker Attach - 1/4" x 5/8" UNF	2	19504052
	Washer - Plain 1/4"	2	9067216
	Washer - Shakeproof 1/4"	2	9086039
	PLATE - Striker	1	7096001
15-14-0	<u>HOOD LOCK CONTROL</u>		
15-14-1	CABLE - Hood Lock Control with Handle	1	7204108
	- GT	1	7205276
15-19-0	<u>HOOD HINGE</u>		
15-19-2	HINGE - Luggage Compartment - Hood Panel	2	7204000
	SEAL - Hinge to Body	2	7205262
	- Hinge to Panel	2	7204005
	Nut - Hinge to Body - 5/16" UNF	2	9510051
	Lockwasher - 5/16"	2	9661203
	Nut - Hinge to Panel 1/4" UNF	4	9510041
	Washer - Plain 1/4"	4	9068010
	Lockwasher - 1/4"	4	9661163
15-21-0	<u>HOOD PROP</u>		
15-21-1	STAY - Hood Prop	1	7202018
	BRACKET - Stay	1	7201101
15-21-3	CLIP - Stay to Hood Lock Panel	1	7204117
	Screw - Clip Attach No. 6 x 1/2" Cross Recess	2	9772086

* Quantity as required.

H Part not listed in any previous Parts Book.



REAR SUSPENSION

SPRINGS

GROUP 17

PAGE 1

CODE	PART NAME AND DESCRIPTION	QTY.	PART NUMBER
17-01-0	<u>FRONT SPRINGS</u>		
17-01-3	SPRING - Coil Front	2	7102493
17-01-12	INSULATOR AND RETAINER - Coil Spring	2	7102064
17-01-13	RETAINER - Front Coil Spring - Upper	2	7102063
	- Rear Shock Absorber - Upper	2	7102951
	Screw - Front Spring & Shock Absorber to body - 5/16" x 5/8" UNF	4	5220684
	Nut - 5/16" UNF	4	5220701
	Washer - Shakeproof 5/16"	4	9664203
	Nut - Rear Shock Absorber to Body 5/16" UNF	4	5220702
	Washer - Plain 5/16"	4	9067023
	Lockwasher 5/16"	4	5200487
17-01-14	RETAINER - Spring Lower	2	7080003
	COLLET - Retaining	2	7080004
17-11-0	<u>REAR SPRING AND BUSHES</u>		
17-11-3	SPRING - Coil	2	7102489
	- GT	2	7102897
17-11-4	INSULATOR - Coil Spring Rear	2	7102087 7103011
17-23-0	<u>SHOCK ABSORBERS</u>		
17-23-3	SHOCK ABSORBER PACKAGE - Front	2	7102061
	- Rear	2	7102502
17-23-52	BUSHING - Front Shock Absorber Mounting - Upper	4	5038875
	- Rear Shock Absorber Mounting - Upper	4	7102949
17-23-53	WASHER - Pivot Bushing Retainer - Front Upper	4	5038876
	- Rear Upper	2	7102760
	- Rear Lower	2	7102948
	- Pivot Bushing Guide	2	K25676
	Nut - Shock Absorber Upper Attach - Front 3/8" UNF	2	5220703
	Locknut - 3/8" UNF	2	9520060
	Nut - Shock Absorber Upper Attach - Rear	2	7102945
17-23-56	BOLT - Front Shock Absorber Mounting Lower - 7/16" x 2.1/4" UNF	2	7102065
	- Rear Shock Absorber Mounting Lower - 3/8" x 2" UNF	2	5220688
	Nut - Front Shock Absorber Lower Mounting Bolt - 7/16" UNF	2	5220704
	Washer - Shakeproof Front - 7/16"	4	9664282
	- Shakeproof Rear - 3/8"	2	9664242

* Quantity as required.

H Part not listed in any previous Parts Book.

SPRINGS

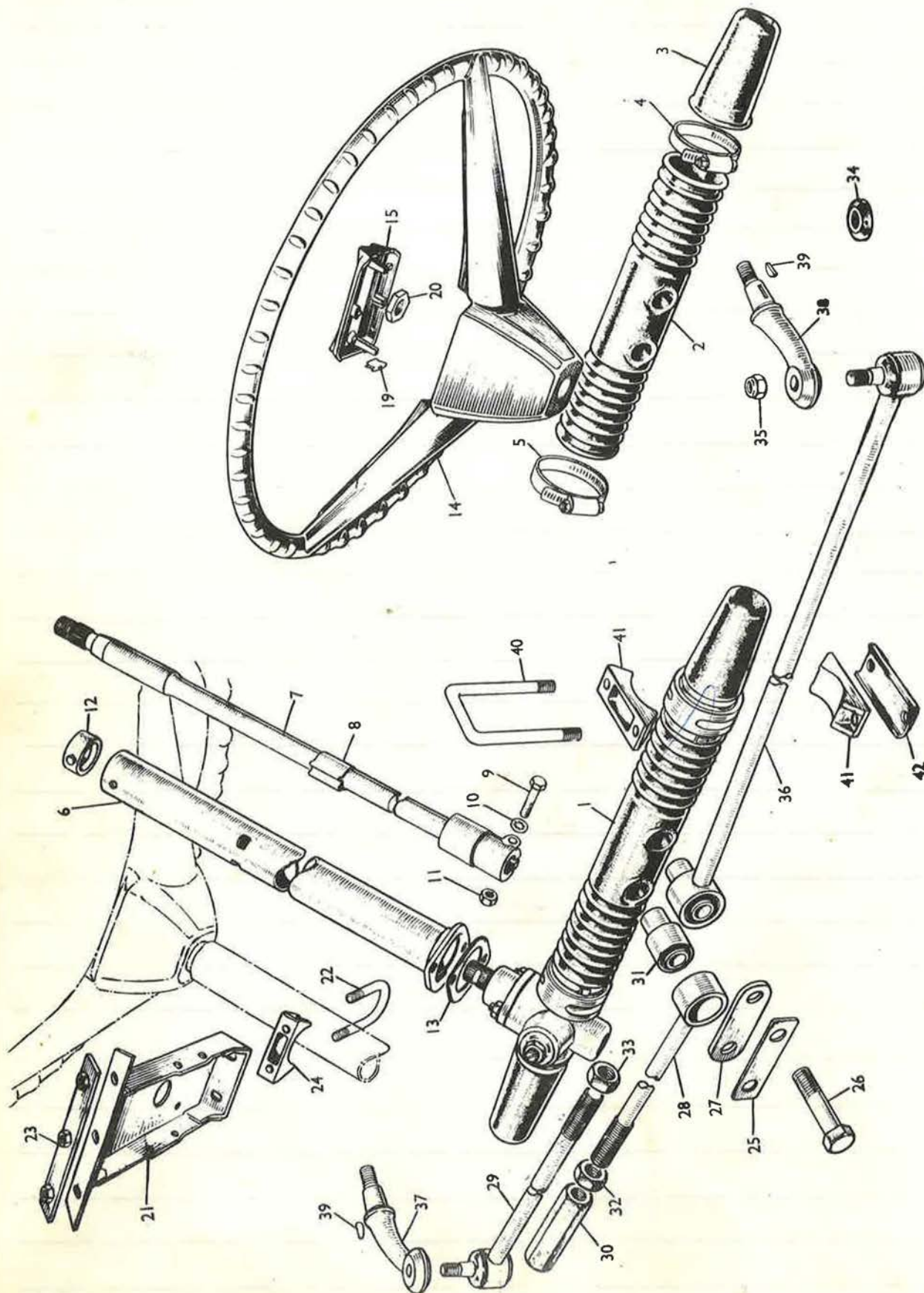
CODE	PART NAME AND DESCRIPTION	QTY.	PART NUMBER
17-50-0	<u>ARM REAR SUSPENSION</u>		
17-50-1	ARM - Suspension Rear - RH/LH	1	7102008-9
	- RH/LH - GT	1	7103258-9
	Bolt - Suspension Arms to Crossmember - 7/16" x 2.3/4" UNF .	4	19107223
	Nut - 7/16" UNF	4	9034044
17-50-5	BUSHING - Pivot	4	7102010

* Quantity as required.

H Part not listed in any previous Parts Book.

NOTES

STEERING



STEERING AND CONTROLS

STEERING

ITEM NO.	PART NAME	CODE
1	UNIT ASSEMBLY	19-01-5
2	COVER -	19-09-12
3	COVER -	19-09-11
4	CLIP -	19-09-11
5	CLIP -	19-19-12
6	JACKET -	19-14-1
7	SHAFT -	19-15-1
8	STRIKER -	8-50-126
9	BOLT -	19-15-3
10	WASHER -	19-15-3
11	NUT -	19-15-3
12	BUSH -	19-14-4
13	GASKET -	19-14-35
14	WHEEL -	19-30-4
15	CAP & MOTIF -	19-30-20
19	CLIP -	19-30-20
20	NUT -	19-30-18
21	BRACKET -	19-31-1
22	"U" BOLT -	19-31-2
23	PLATE -	19-31-1
24	CLAMP -	19-31-2
25	PLATE -	2-07-61
26	BOLT -	2-07-63
27	TIE PLATE -	2-07-62
28	TIE ROD -	2-07-26
29	TIE ROD -	2-07-26
30	TUBE -	2-07-2
31	BUSH -	2-07-60
32	NUT -	2-07-50
33	NUT -	2-07-50
34	SEAL -	2-10-66
35	NUT -	2-07-26
36	TIE ROD -	2-07-26
37	ARM -	2-05-4
38	ARM -	2-05-4
39	KEY -	2-05-5
40	"U" BOLT -	19-01-19
41	CLAMP -	19-01-19
42	SPACER -	19-01-19

STEERING

CODE	PART NAME AND DESCRIPTION	QTY.	PART NUMBER
19-01-0	<u>STEERING GEAR</u>		
19-01-3	PACKAGE - Rack and Pinion Repair	*	7080145
	- GT	*	7080258
	- Shim Rack and Pinion	*	7080165
	- GT H	*	7080304
	- Damper Repair Kit - GT H	*	7080305
19-01-5	ASSEMBLY - Rack and Pinion Unit	1	7102736
	- GT H	17	7103132
19-01-8	RACK AND PINION -	*	7080146
	- GT H	*	7080261
19-01-19	"U" BOLT - Rack and Pinion to Front Suspension Support	2	7102129
	CLAMP - Rack and Pinion to Front Suspension Support	4	7010043
	SPACER - Clamp	2	7102323
	Washer - Shakeproof - Rack and Pinion Unit to Suspension Support - 5/16"	4	5200487
	Nut - 5/16" UNF	4	5220701
19-02-0	<u>STEERING GEAR HOUSING</u>		
19-02-4	HOUSING - Complete with Bushes	*	7080148
	- GT	*	7080259
	BEARING - Housing Upper - GT H	1	7080306
	- Housing Lower - GT H	1	7080307
19-09-0	<u>STEERING GEAR DUST COVER</u>		
19-09-11	DUST COVER - Rack Ends	2	7080007
	CLIP - Dust Cover Attach	2	9784261
19-09-12	DUST COVER - Convolute	1	7080006
	CLIP - Dust Cover Attach	2	9784311
19-09-13	CUP - Sealing - Rack Unit	1	7080170

* Quantity as required.

H Part not listed in any previous Parts Book.

STEERING

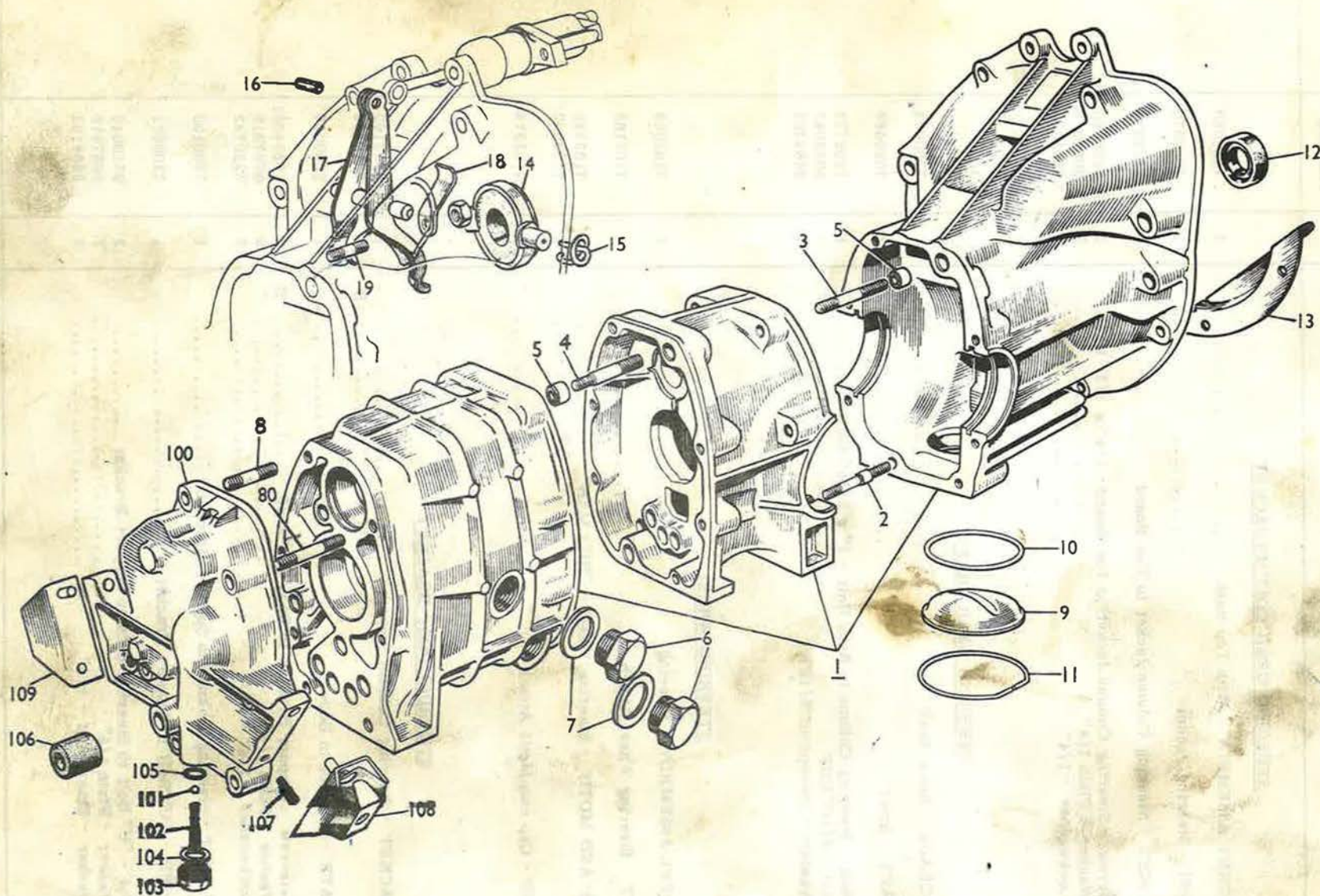
GROUP 19
PAGE 2

CODE	PART NAME AND DESCRIPTION	QTY.	PART NUMBER
19-14-0	<u>STEERING GEAR COLUMN JACKET</u>		
19-14-1	JACKET ASSEMBLY - With Top Bush	1	7080069
19-14-4	BUSH - Steering Jacket	1	7080070
19-14-35	GASKET - Steering Column Jacket to Toe Board	1	7102538
	Screw - Steering Column Jacket to Toe Board - 1/4" x 1/2" UNF ..	2	5220690
	Washer - Plain 1/4"	2	9067015
	Lockwasher - 1/4"	2	9661162
19-15-0	<u>STEERING GEAR SHAFT</u>		
19-15-1	PACKAGE - Inner Shaft	1	7050099
19-15-3	SHAFT - Inner	1	7080069
	Bolt - Steering Column to Rack Unit - 1" x 5/16" UNF	1	7102729
	Nut - 5/16" UNF	1	9034042
	Washer - Shakeproof 5/16"	1	9664203
19-30-0	<u>STEERING WHEEL</u>		
19-30-4	WHEEL ASSEMBLY - Steering	1	7103009
19-30-18	NUT - Steering Wheel Attach	1	7102183
19-30-20	CAP AND MOTIF - Steering Wheel - "HILLMAN"	1	7102346
	- GT	1	7103040
	CLIP - Cap and Motif Attach	2	7102319
19-31-0	<u>STEERING POST BRACKET</u>		
19-31-1	BRACKET - Steering Column Support	1	7200160
	- GT	1	7210539
	PLATE - Bracket to Body	1	7200008
	Setscrew - Support Bracket to Body 1/4" UNF	3	19804061
	Washer - Plain 1/4"	3	9067018
	Lockwasher - 1/4"	3	5220722
19-31-2	"U" BOLT - Steering Column to Support Bracket	1	7200130
	CLAMP - "U" Bolt to Support Bracket	1	7200021
	Nut - "U" Bolt to Steering Column Support Bracket	2	9510040
	Washer - Plain 1/4"	2	9067018
	Washer - Shakeproof - 1/4"	2	9664162

* Quantity as required.

H Part not listed in any previous Parts Book.

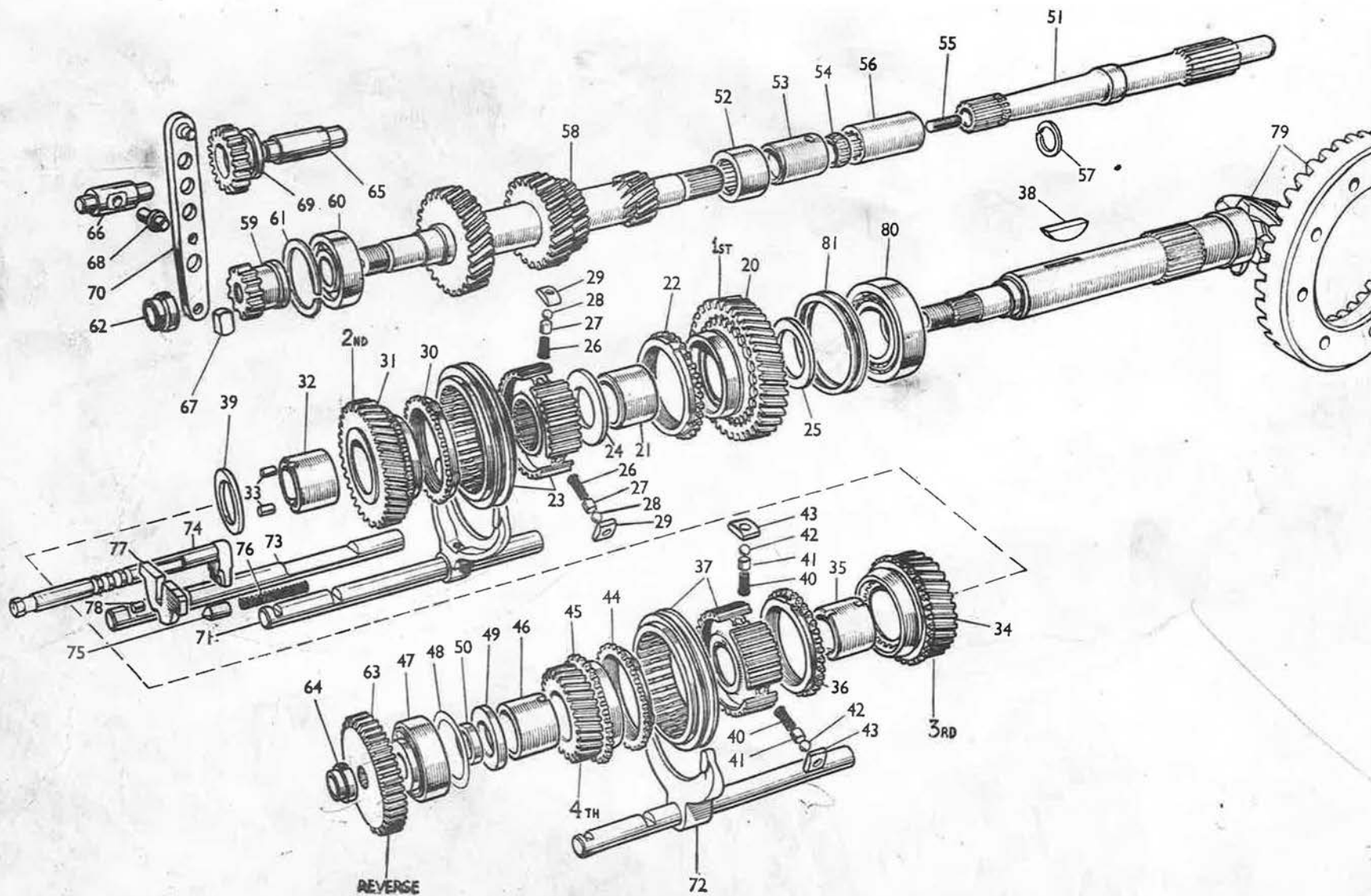
TRANSAXLE



FOR REFERENCE TO ITEM NOS. SEE PLATES 5-6

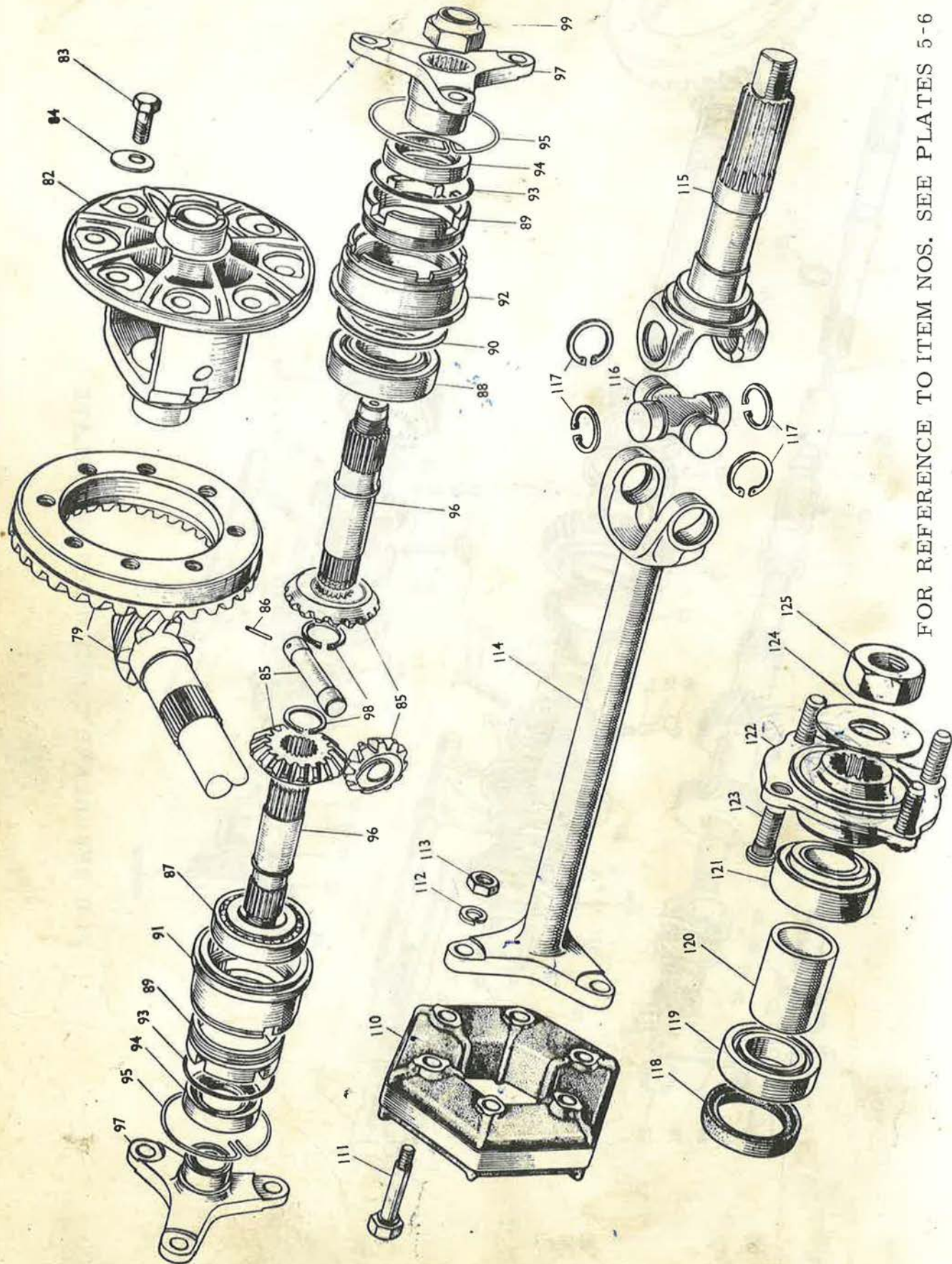
TRANSAXLE

GROUP 21
PLATE 2



FOR REFERENCE TO ITEM NOS. SEE PLATE 5

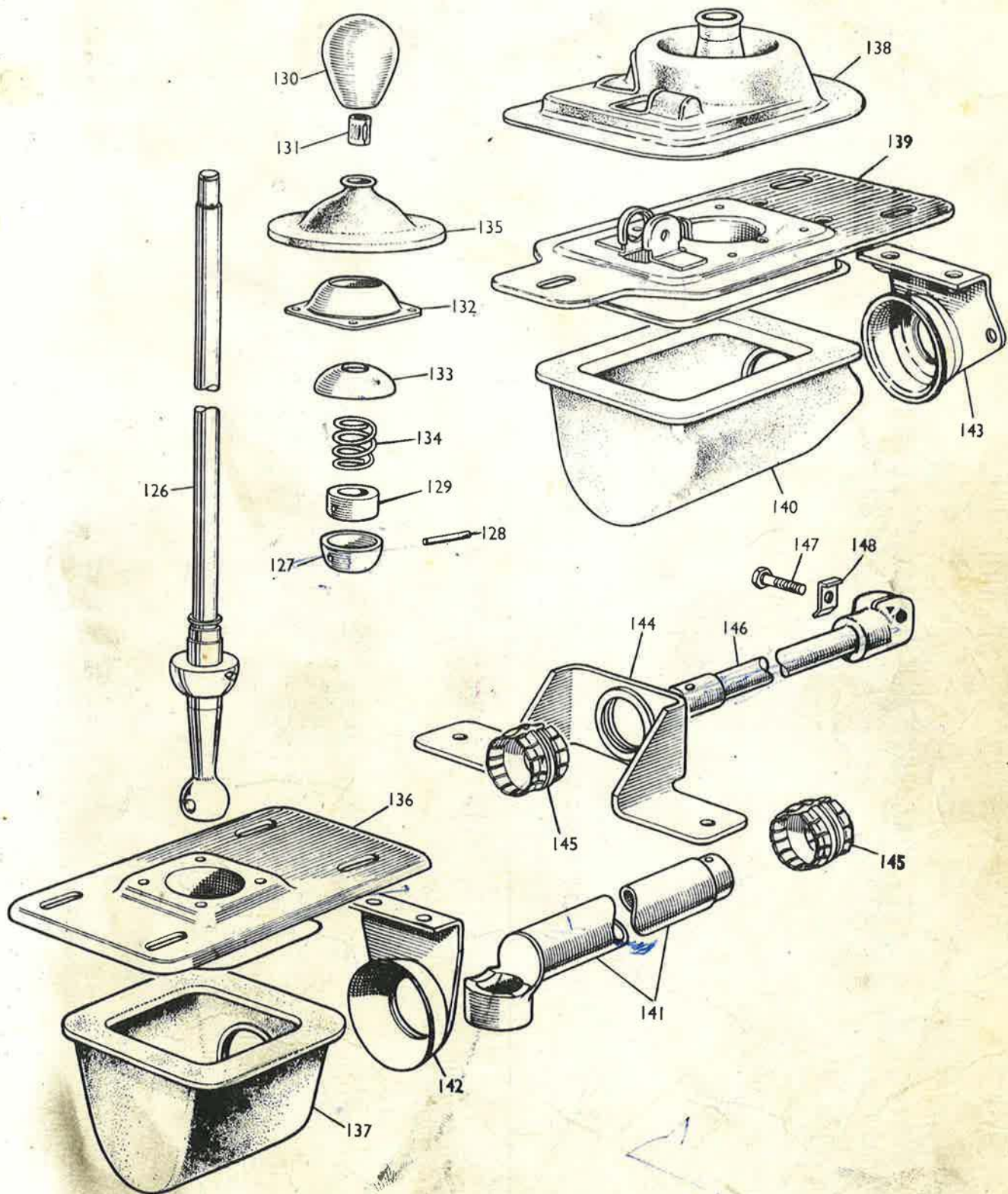
TRANSAXLE



FOR REFERENCE TO ITEM NOS. SEE PLATES 5-6

TRANSAXLE

GROUP 21
PLATE 4



FOR REFERENCE TO ITEM NOS. SEE PLATE 6

GROUP 21
PLATE 5

TRANSAXLE

ITEM NO.	PART NAME	CODE	ITEM NO.	PART NAME	CODE
1	HOUSING PACKAGE -	21-03-1	51	SHAFT -	21-09-2
2	DOWEL STUD -	6-09-1	52	BEARING -	21-25-3
3	STUD -	6-09-1	53	SLEEVE -	21-25-3
4	STUD -	21-03-1	54	SPACER -	21-25-4
5	RING -	6-09-6	55	STUD -	21-09-2
6	PLUG -	21-03-17	56	COUPLING -	21-09-2
7	WASHER -	21-03-25	57	SNAP RING -	21-09-2
8	STUD -	21-03-1	58	SHAFT -	21-24-2
9	COVER -	6-11-2	59	GEAR -	21-15-19
10	"O" RING -	6-11-2	60	BEARING -	21-25-2
11	RING -	6-11-2	61	CIRCLIP -	21-25-2
12	OIL SEAL -	21-09-30	62	LOCKNUT -	21-25-10
13	SHIELD -	6-10-2	63	GEAR -	21-11-1
14	BEARING AND SLEEVE -	6-19-2	64	NUT -	21-50-1
15	RETAINER -	6-20-20	65	SHAFT -	21-12-1
16	BUSHING -	6-40-49	66	PIVOT -	21-41-12
17	FORK -	6-22-1	67	TRUNNION -	21-41-14
18	CLIP -	6-22-20	68	PIN -	21-41-15
19	STUD -	6-22-20	69	GEAR -	21-11-1
20	GEAR -	21-10-3	70	LEVER -	21-41-10
21	BUSH -	21-10-3	71	RAIL AND FORK -	21-34-8
22	RING -	21-14-19	72	RAIL AND FORK -	21-34-8
23	GEAR AND SLEEVE -	21-14-2	73	RAIL -	21-34-8
24	WASHER -	21-10-5	74	SELECTOR -	21-34-8
25	WASHER -	21-10-5	75	PLUNGER -	21-34-41
26	SPRING -	21-14-30	76	SPRING -	21-34-47
27	CAP -	21-14-31	77	PLATE -	21-34-90
28	BALL -	21-14-32	78	ROLLER -	21-34-42
29	PLATE -	21-14-33	79	CROWN WHEEL & PINION	21-50-1
30	RING -	21-14-19	80	BEARING -	21-19-2
31	GEAR -	21-10-16	81	SHIM -	21-19-2
32	BUSH -	21-10-16	82	CASE -	21-51-1
33	ROLLER -	21-10-24	83	BOLT -	21-50-1
34	GEAR -	21-10-31	84	TABWASHER -	21-50-1
35	BUSH -	21-10-31	85	GEAR AND PINION -	21-52-1
36	RING -	21-14-19	86	ROLL PIN -	21-52-1
37	GEAR AND SLEEVE -	21-14-2	87	BEARING -	21-54-1
38	KEY -	21-14-2	88	BEARING -	21-54-1
39	WASHER -	21-10-39	89	SLEEVE -	21-54-10
40	SPRING -	21-14-30	90	WASHER -	21-54-10
41	CAP -	21-14-30	91	SLEEVE -	21-54-10
42	BALL -	21-14-32	92	SLEEVE -	21-54-10
43	PLATE -	21-14-33	93	"O" RING -	21-54-10
44	RING -	21-14-19	94	OIL SEAL -	21-54-5
45	GEAR -	21-10-43	95	LOCKRING -	21-54-10
46	BUSH -	21-10-43	96	SHAFT -	21-53-1
47	BEARING -	21-19-2	97	FLANGE -	21-55-1
48	SHIM -	21-19-2	98	CIRCLIP -	21-53-1
49	WASHER -	21-10-60	99	NUT -	21-53-1
50	WASHER -	21-10-60	100	COVER -	21-03-1

TRANSAXLE

GROUP 21

PLATE 6

ITEM NO.	PART NAME	CODE
101	BALL -	21-34-41
102	SPRING -	21-34-47
103	PLUG -	21-34-47
104	WASHER -	21-34-47
105	"O" RING -	21-34-8
106	INSULATOR -	21-30-440
107	STUD -	9-67-4
108	INSULATOR -	9-67-4
109	INSULATOR -	9-67-4
110	COUPLING -	21-55-5
111	BOLT -	21-55-5
112	LOCKWASHER -	21-55-5
113	NUT -	21-55-5
114	SHAFT -	21-55-10
115	SHAFT -	21-55-10
116	PACKAGE U/JOINT -	21-55-15
117	SNAPRING -	21-55-15
118	SEAL -	22-07-14
119	BEARING -	22-07-1
120	SPACER -	22-07-20
121	BEARING -	22-07-1
122	HUB -	22-05-5
123	BOLT -	22-05-14
124	WASHER -	22-05-5
125	NUT -	22-05-24
126	LEVER -	21-30-2
127	CUP -	21-30-46
128	PIN -	21-30-46
129	COLLAR -	21-30-46
130	KNOB -	21-30-6
131	CLIP -	21-30-6
132	CAP -	21-30-47
133	CUP -	21-30-46
134	SPRING -	21-30-43
135	BOOT -	21-30-413
136	PLATE -	21-30-416
137	COVER -	21-30-416
138	BOOT -	21-30-413
139	PLATE -	21-30-416
140	COVER -	21-30-416
141	SHAFT -	21-30-440
142	BRACKET -	21-30-444
143	BRACKET -	21-30-444
144	SUPPORT -	21-30-444
145	BEARING -	21-30-440
146	COUPLING -	21-30-442
147	BOLT -	21-30-442
148	TABWASHER -	21-30-442

TRANSAXLE

CODE	PART NAME AND DESCRIPTION	QTY.	PART NUMBER
21-02-0	<u>TRANSAXLE ASSEMBLY</u>		
21-02-1	TRANSAXLE - Assembly	1	7050133
21-03-0	<u>TRANSAXLE HOUSING</u>		
21-03-1	PACKAGE - Transaxle Housing	1	7050018
	- Up to B49, 2, 001219 - GT	1	7050018
	- From B49, 2, 001220 - GT	H 1	7050167
	Note: Consists of:		
	1 - Transmission Housing		
	1 - Axle Housing		
	1 - Clutch Housing		
	Stud - Transmission to Axle Housing - 5/16" UNC-UNF x 2.3/8"	8	29605192
	Nut - 5/16" UNF	8	5220702
	Washer - Plain 5/16"	8	9067022
	Lockwasher - 5/16"	8	5200487
	COVER - Transmission Mounting with Detent Tube	1	7104148
	- Up to B49, 2, 001219 - GT	H 1	7104148
	- From B49, 2, 001220 - GT	H 1	7104364
	Stud - Transmission to Cover - 5/16" UNC-UNF x 1.5/8"	2	5200481
	- 5/16" UNC-UNF x 2.5/8"	5	29605212
	Nut - 5/16" UNF	7	5220702
	Washer - Plain - 5/16"	7	5200482
	Lockwasher - 5/16"	7	5200487
21-03-17	PLUG - Filler and Drain	2	9803113
21-03-25	WASHER - Filler and Drain Plug	2	9078066
21-09-0	<u>MAIN DRIVE SHAFT</u>		
21-09-2	SHAFT - Main Drive	1	7104049
	STUD - Main Drive to Input Shaft	1	7104047
	COUPLING - Main Drive to Input Shaft	1	7104048
	SNAPRING - Coupling	1	9207031
21-09-30	OIL SEAL - Main Drive Shaft	1	9102030
21-10-0	<u>TRANSAXLE (TRANSMISSION) GEARS</u>		
21-10-3	GEAR - First Speed	1	7104012
	BUSH - First Speed Gear	1	7104180
21-10-5	WASHER - Distance - First Speed Gear	1	7104017
	Adjusting First Speed Gear - .092" Red	*	7104156
	- .094" White	*	7104157
	- .096" Blue	*	7104158
	- .098" Yellow	*	7104159
	- .100" Black	*	7104160
	- .102" Green	*	7104161

Quantity as required.

Part not listed in any previous Parts Book.

TRANSAXLE

GROUP 21

PAGE 2

CODE	PART NAME AND DESCRIPTION	QTY.	PART NUMBER
21-10-16	GEAR - Second Speed	1	7104023
	BUSH - Second Speed Gear	1	7104181
21-10-24	ROLLER - Second Speed Gear	2	9187203
21-10-31	GEAR - Third Speed	1	7104207
	BUSH - Third Speed Gear	1	7104182
21-10-39	WASHER - Adjusting Third Speed Gear - .126" Red	*	7104190
	- .128" White	*	7104191
	- .130" Blue	*	7104192
	- .132" Yellow	*	7104193
21-10-43	GEAR - Fourth Speed	1	7104037
	BUSH - Fourth Speed Gear	1	7104183
21-10-60	WASHER - Adjusting Fourth Speed Gear - .225" Red	*	7104163
	- .223" White	*	7104164
	- .221" Blue	*	7104165
	- .219" Yellow	*	7104166
	- .217" Black	*	7104167
	- .215" Green	*	7104168
	- Pre-load Adjustment Fourth Speed Gear		
	- .190" - .189" Red	*	7104170
	- .189" - .188" White	*	7104171
	- .188" - .187" Dark Blue	*	7104172
	- .187" - .186" Yellow	*	7104173
	- .186" - .185" Black	*	7104174
	- .185" - .184" Green	*	7104175
	- .184" - .183" Brown	*	7104176
	- .183" - .182" Grey	*	7104177
	- .182" - .181" Light Blue	*	7104178
	- .181" - .180" Black & White	*	7104196
	- .180" - .179" Green & White	*	7104197
	- .179" - .178" Brown & White	*	7104198
	- .178" - .177" Grey & White	*	7104199
	- .177" - .176" Blue & White	*	7104200
21-11-0	<u>REVERSE IDLER GEAR</u>		
21-11-1	GEAR - Reverse Idler	1	7104295
21-12-0	<u>REVERSE IDLER GEAR SHAFT</u>		
21-12-1	SHAFT - Reverse Idler Gear	1	7104092

* Quantity as required.

H Part not listed in any previous Parts Book.

TRANSAXLE

CODE	PART NAME AND DESCRIPTION	QTY.	PART NUMBER
21-14-0	<u>TRANSMISSION CLUTCH GEAR</u>		
21-14-2	GEAR AND SLEEVE ASSEMBLY - Transmission Clutch		
	- 1st and 2nd Speed	1	7104287
	- 3rd and 4th Speed	1	7104288
	Key - Synchronizer Hub to Shaft		
	- 3rd and 4th Speed	1	9213035
21-14-19	RING - Synchronizer Stop	4	7104218
21-14-30	SPRING - Synchronizer	6	7104018
21-14-31	CAP - Synchronizer Spring	6	7104203
21-14-32	BALL - Synchronizer	6	9187004
21-14-33	PLATE - Synchronizer Shifter	6	7104021
21-15-0	<u>INPUT SHAFT GEARS</u>		
21-15-19	GEAR - Reverse Speed	1	7104293
21-16-0	<u>TRANSAXLE OUTPUT SHAFT</u>		
21-16-3	SHAFT - Output		
	- See Crown Wheel and Pinion - Part Type Code 21-50-1		
21-19-0	<u>TRANSAXLE OUTPUT SHAFT BEARINGS</u>		
21-19-2	BEARING - Output Shaft - Front	1	9192003
	SHIM - Front Bearing - .003"	*	7104076
	- .005"	*	7104077
	BEARING - Output Shaft - Rear	1	9192132
	SHIM - Rear Bearing - .003"	*	7104006
	- .005"	*	7104007
21-24-0	<u>TRANSAXLE INPUT SHAFT</u>		
21-24-2	SHAFT - Input	1	7104208
21-25-0	<u>TRANSAXLE INPUT SHAFT BEARINGS</u>		
21-25-2	BEARING - Input Shaft - Front	1	9188042
	CIRCLIP - Bearing	1	9204027

* Quantity as required.

† Part not listed in any previous Parts Book.

TRANSAXLE

GROUP 21
PAGE 4

CODE	PART NAME AND DESCRIPTION	QTY.	PART NUMBER
21-25-3	BEARING - Input Shaft - Rear	1	9196029
	SLEEVE - Input Shaft Rear Bearing	1	7104045
21-25-4	SPACER - Input Shaft Rear Bearing	1	9133160
21-25-10	LOCKNUT - Input Shaft - Front	1	7104090
21-30-0	<u>GEARSHIFT LEVER</u>		
21-30-2	LEVER - Gearshift	1	7102271
21-30-6	KNOB - Lever	1	7102162
	CLIP - Knob Attach	1	7102163
21-30-43	SPRING - Lever	1	7102373
21-30-46	CUP - Lever Ball - Upper	1	7102166
	- Lower	1	7102269
	PIN - Ball cup Lower to Lever	1	7102160
	COLLAR - Lever	1	7102270
21-30-47	CAP - Lever Mounting	1	7102165
	Rivet - Cap to Mounting Plate	4	69205070
21-30-413	BOOT - Gearshift Lever - Up to B42-9-509972	1	7102161
	- From B42-9-509973	1	7102780
	- GT	1	7102780
21-30-416	PLATE - Gearshift Lever Mounting - Up to B42-9-509972	1	7102260
	- From B42-9-509973	1	7102769
	- GT ..	1	7102769
	Screw - Plate to Body - 5/16" x 1/2" UNF	*	5220683
	Washer - Plain - 5/16"	*	9067022
	Lockwasher - 5/16"	*	5200485
	COVER - Gearshift Lever - Dust - Up to B42-9-509972	1	7102263
	- From B42-9-509973	1	7102775
	- GT ..	1	7102775
21-30-440	SHAFT - Gearshift Control	1	7102363
	INSULATOR - Shaft	1	7104162
	BEARING - Insulator	2	7102312
21-30-442	COUPLING - Flexible - Control Shaft to Transmission	1	7102468
	ROLLPIN - Coupling to Control Shaft	1	9816216
	BOLT - Coupling Clamp	1	7102174
	TABWASHER - Coupling Bolt	1	7102516

* Quantity as required.

† Part not listed in any previous Parts Book.

TRANSAXLE

CODE	PART NAME AND DESCRIPTION	QTY.	PART NUMBER
21-30-444	SUPPORT - Gearshift Shaft	1	7102357
	Screw - Support to Body - 5/16" x 5/8" UNF	2	5220684
	Washer - Plain - 5/16"	2	9067022
	Lockwasher - 5/16"	2	5200485
	BRACKET - Bearing and Insulator - Up to B42-9-509972	1	7102262
	- From B42-9-509973	1	7102766
21-30-460	SHIELD - Gearshift	1	7202531
	Screw - Shield to Body - 1/4" x 3/8" UNF	8	19504031
	Washer - Plain 1/4"	8	9067014
	Washer - Shakeproof - 1/4"	8	9664162
21-34-0	<u>GEARSHIFT RAILS</u>		
21-34-8	RAIL AND FORK - First and Second Shift	1	7104285
	- Third and Fourth Shift	1	7104286
	RAIL - Reverse Shift	1	7104061
	SELECTOR - Main	1	7104074
	"O" RING - Main Selector	1	9107300
21-34-41	PLUNGER - Reverse Shift Rail	1	7104078
	BALL - Main Shift Rail Detent	1	9187005
21-34-42	ROLLER - Reverse Shift Rail Interlock	1	9187108
21-34-47	SPRING - Reverse Shift Rail Plunger	1	7104210
	SPRING - Main Shift Rail Detent	1	7104184
	Plug - Detent Spring 3/8" UNF	1	9800622
	Washer - Fibre - 3/8"	1	9078016
	TABWASHER - Plug to Earth Cable	1	7104215
21-34-90	PLATE - Reverse Shift Rail - Interlock	1	7095009
21-41-0	<u>GEARSHIFT REVERSE LEVER</u>		
21-41-10	LEVER - Reverse Idler Gear Operating	1	7104100
21-41-12	PIVOT - Reverse Operating Lever	1	7104093
21-41-14	TRUNNION - Reverse Operating Lever - Lower	1	7104094
21-41-15	PIN - Reverse Operating Lever Pivot	1	7104095
21-50-0	<u>CROWN WHEEL AND PINION</u>		
21-50-1	SET - Crown Wheel & Pinion	1	7050026
	Note: The Pinion also serves as a Transmission Output Shaft.		

* Quantity as required.

† Part not listed in any previous Parts Book.

TRANSAXLE

GROUP 21
PAGE 6

CODE	PART NAME AND DESCRIPTION	QTY.	PART NUMBER
21-50-1 Continued	BOLT - Crown Wheel Attach	8	9003044
	TABWASHER - Crown Wheel Bolts	8	7104107
	NUT - Drive Pinion	1	7104090
21-51-0	<u>DIFFERENTIAL CASE</u>		
21-51-1	CASE - Differential	1	7104105
21-52-0	<u>DIFFERENTIAL SIDE GEAR</u>		
21-52-1	SET - Differential Gear and Pinion	1	7050027
	ROLLPIN - Differential Pinion Shaft	1	9811020
21-53-0	<u>DIFFERENTIAL SHAFT</u>		
21 53-1	SHAFT - Differential Side	2	7104121
	CIRCLIP - Shaft	2	9205009
	NUT - Shaft	2	7104125
21-54-0	<u>DIFFERENTIAL SHAFT SIDE BEARINGS</u>		
21-54-1	BEARING - Differential Shaft Side RH	1	9192132
	LH	1	9192118
21-54-5	OILSEAL - Differential Side Shaft Bearing	2	9102229
21-54-10	SLEEVE - Differential Side Shaft Bearing Outer RH/LH	1	7104116-7
	- Inner	2	7104114
	"O" RING - Inner Sleeve	2	9107089
	WASHER - Abutment (Crown Wheel Side)	1	7104115
	LOCKRING - Sleeve	2	9207098
21-55-0	<u>TRANSAXLE FINAL DRIVE</u>		
21-55-1	FLANGE - Differential Shaft Coupling	1	7104122
21-55-5	COUPLING - "Rotoflex"	2	7102038
	Bolt - Drive Shaft and Flange to Coupling - 3/8" x 2 1/2" UNF	12	7102039
	Nut - Cleveloc - 3/8"	12	9572063
21-55-10	SHAFT - Axle Drive	2	7080001
	SHAFT - Hub	2	7080002

* Quantity as required.

Part not listed in any previous Parts Book.

TRANSAXLE

CODE	PART NAME AND DESCRIPTION	QTY.	PART NUMBER
21-55-15	PACKAGE - Universal Joint	2	5038495 ✓
	SNAPRING - Universal Joint Bushing	8	5041218

* Quantity as required.

⊞ Part not listed in any previous Parts Book.

WHEELS

GROUP 22

PAGE 1

CODE	PART NAME AND DESCRIPTION	QTY.	PART NUMBER
22-01-0	<u>WHEELS</u>		
22-01-5	WHEEL - 12" x 4"J	5	7102130
	- GT	5	2797246
22-01-41	RING - Wheel Trim - GT	4	2797792
	- SUPER	4	M 20191
22-04-0	<u>BRAKE DRUM</u>		
22-04-1	DRUM - Front	2	7102055
22-04-2	DRUM - Rear	2	7102055
22-05-0	<u>WHEEL HUB</u>		
22-05-1	HUB - Front Wheel	2	7102106
22-05-5	HUB - Rear Wheel	2	7102051
	WASHER - Hub to Drive Shaft	2	7102444
	Nut - 3/4" UNF.	2	9029216
22-05-14	STUD - Wheel	16	1214407
22-05-24	NUT - Wheel Stud - Front and Rear	16	1108015
22-06-0	<u>FRONT WHEEL BEARINGS</u>		
22-06-1	BEARING - Outer	2	9192000
	- Inner	2	9192133
22-06-4	COLLAR - Inner Bearing	2	7102099
22-06-5	NUT - Retainer	2	7102325
22-06-14	WASHER - Thrust	2	7102100
	LOCKWASHER - Hub to Steering Knuckle	4	7102326
22-06-18	SEAL - Oil Dust	2	9102093

* Quantity as required.

⊞ Part not listed in any previous Parts Book.

WHEELS


CODE	PART NAME AND DESCRIPTION	QTY.	PART NUMBER
22-07-0	<u>REAR WHEEL BEARINGS</u>		
22-07-1	BEARING - Inner	2	9188044
	- Outer	2	9198013
22-07-14	OIL SEAL - Hub	2	7102042
22-07-20	SPACER - Bearing	2	7102044
22-08-0	<u>HUB CAPS</u>		
22-08-5	CAP - Hub	4	7102132
22-08-57	CAP - Front Wheel Grease - RH	1	1115138
	- Front Wheel Grease w/Speedo. Drive - LH	1	7102109
22-09-0	<u>WHEEL BALANCE WEIGHT</u>		
22-09-1	WEIGHT - No. 1/2	*	2288692
	- No. 1	*	2288693
	- No. 1, 1/2	*	2288694
	- No. 2	*	2285213
	- No. 2, 1/2	*	2288695
	- No. 3	*	2288696
22-20-0	<u>SPARE WHEEL CARRIER</u>		
22-20-80	PLATE - Spare Wheel Anchor	1	7200687
22-30-0	<u>FRONT WHEEL SPEEDOMETER DRIVE</u>		
22-30-1	CAP - Front Wheel Grease w/Speedometer Drive	1	7102109
22-30-5	ARM - Front Hub Speedometer Drive	1	7102102
22-30-10	CABLE - Speedometer Drive Inner	1	7080092
22-30-12	HOUSING - Speedometer Cable	1	7102108

* Quantity as required.

H Part not listed in any previous Parts Book.

This image shows a single sheet of white paper with horizontal blue or grey ruling lines. The lines are evenly spaced and run across the width of the page. There is no handwriting or printed text on the paper. A faint, circular watermark or smudge is visible near the center of the page.


FRONT EXTERIOR - HILLMAN IMP



BODY


GROUP 23
PLATE 2

REAR INTERIOR - HILLMAN IMP




BODY

FRONT EXTERIOR - HILLMAN GT



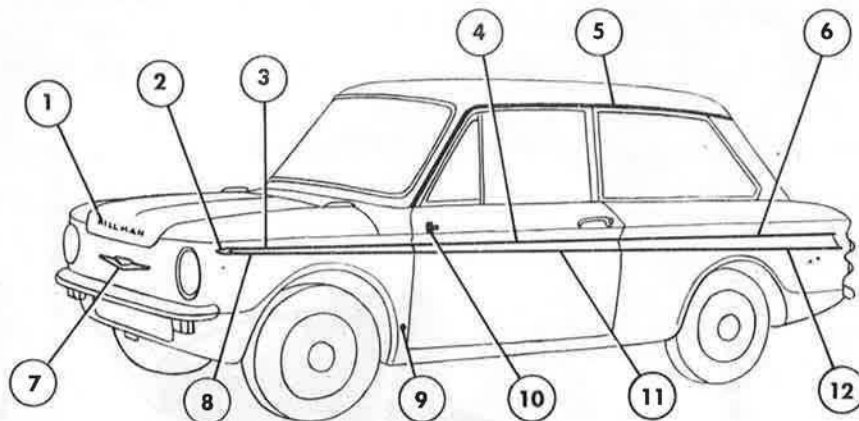
REAR EXTERIOR - HILLMAN GT



BODY

GROUP 23
PLATE 4

BODY



ITEM No.	CODE	PART NAME AND DESCRIPTION	QTY.	IMP	GT
1	15-06-3	LETTER - Luggage Hood Panel "H"	1	2221792	2227626
		- "I"	1	2221793	2227627
		- "L"	2	2221794	2227628
		- "M"	1	2221795	2227629
		- "A"	1	2221796	2227630
		- "N"	1	2221797	2227631
		CLIP - Letter Attach	14	9132936	9132936
		BUSH - Friction	14	9132944	9132944
2	12-15-2	MOULDING - Front Fender Front Cap	2	2203634	---
		- Washer	4	9067094	---
		- Rubber	4	9122018	---
		- Nut	4	9550021	---
3	12-15-2	MOULDING - Front Fender Upper	2	M20192	---
		CLIP - Moulding Attach	12	9129560	---
		MOULDING - Front Fender Upper RH/LH	1	---	7208015-6
		CLIP - Moulding Attach	*	---	7096040
		STUD - Stud	1	---	7208008
		BUSH - Sealing	1	---	7208009
		- Fastener	1	---	9034097
4	23-23-32	MOULDING - Door Upper	2	M20193	7208024
		CLIP - Moulding Attach	12	9129560	---
		CLIP - Moulding Attach	*	---	7096040
		- Stud	1	---	7208008
		BUSH - Sealing	1	---	7208009
		- Fastener	1	---	9034096
5	23-59-61	MOULDING - Roof Side Drain Trough RH/LH	1	---	7208022-1
6	23-23-39	MOULDING - Rear Quarter Upper	2	M20195	---
		CLIP - Moulding Attach	12	9129560	---
		MOULDING - Rear Quarter Upper RH/LH	1	---	7207063-2
		CLIP - Moulding Attach	*	---	7096040
		- Stud	1	---	7208008
		BUSH - Sealing	1	---	7208009
		- Fastener	1	---	9034097

* Quantity as required.

BODY

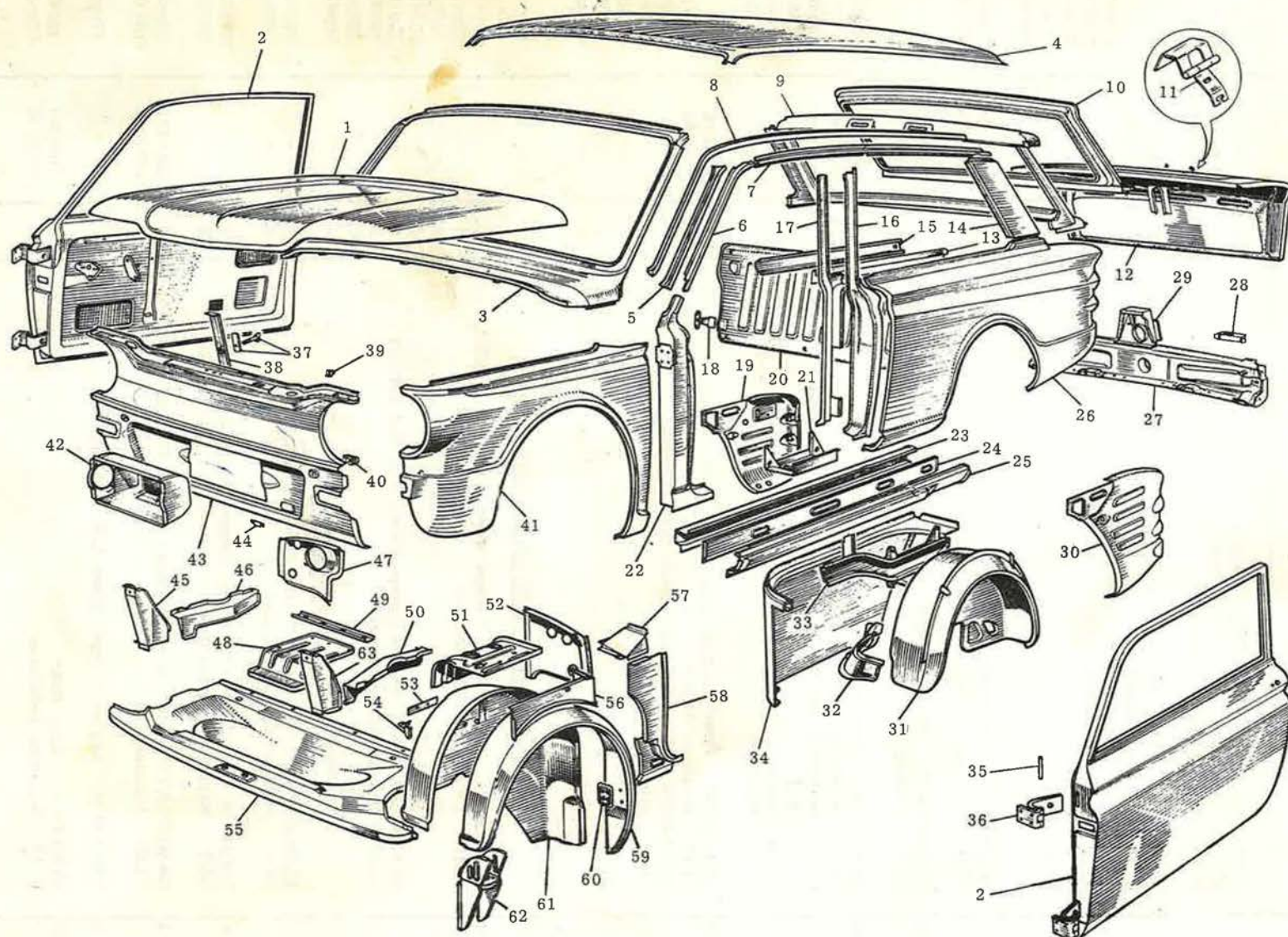
GROUP 23

PLATE 6

ITEM No.	CODE	PART NAME AND DESCRIPTION	QTY.	IMP	GT
7	7-17-1	EMBLEM - Front Grille Panel Centre	1	7200321	---
		BEZEL - Emblem Front Grille Panel	1	7200320	---
		BUSH - Friction Emblem Attach	4	7200328	---
8	12-15-2	MOULDING - Front Fender Lower	2	M20192	---
		CLIP - Moulding Attach	12	9129560	---
		MOULDING - Front Fender Lower RH/LH	1	---	7208011-2
		CLIP - Moulding Attach	*	---	7096040
		- Stud	1	---	7208008
		BUSH - Sealing	1	---	7208009
		- Fastener	1	---	9034097
9	12-15-21	MEDALLION - "Pentastar"	1	2582029	2582029
		CLIP - Tubular	1	1891807	1891807
10	23-23-33	NAMEPLATE - "Imp II" Door	2	M21400	---
		CLIP - Tubular	4	1891807	---
11	23-23-32	MOULDING - Door Lower	2	M20193	7208024
		CLIP - Moulding Attach	12	9129560	---
		CLIP - Moulding Attach	*	---	7096040
		- Stud	1	---	7208008
		BUSH - Sealing	1	---	7208009
		- Fastener	1	---	9034096
12	23-23-39	MOULDING - Rear Quarter Lower	2	M20194	---
		CLIP - Moulding Attach	12	9129560	---
		MOULDING - Rear Quarter Lower RH/LH	1	---	7208013-4
		CLIP - Moulding Attach	*	---	7096040
		- Stud	1	---	7208008
		BUSH - Sealing	1	---	7208009
		- Fastener	1	---	9034097
<u>PARTS NOT SPECIFIED ON ILLUSTRATION</u>					
23-23-30		MOULDING - Rear Engine Compartment Lid Centre RH/LH ..	1	---	7207064-5
		CLIP - Centre Moulding Attach	4	---	7096040
		- Stud	2	---	7207072
		- Fastener	2	---	9034097
		MOULDING - Rear Engine Compartment Lid End RH/LH ...	1	---	7207066-7
		CLIP - End Moulding Attach	2	---	7096040
		- Stud	2	---	7208008
		- Fastener	2	---	9034097
7-17-1		EMBLEM - "G. T. " Front Grille Panel	1	---	2797474
		NUT - Stamped Emblem Attach	3	---	2798323
23-19-114		EMBLEM - "G. T. " Rear Engine Compartment Lid	1	---	2797474
		NUT - Stamped Emblem Attach	3	---	2798323
23-19-114		NAMEPLATE - "By Chrysler" Rear Engine Compartment Lid	1	2286471	2286471
		CLIP - Tubular	2	1891807	1891807
23-23-30		PACKAGE - Engine Compartment Lid Rubbing Rail	1	---	7200363
23-23-52		MOULDING - Roof Rear	1	7204080	7204080
		CLIP - Moulding Retaining	8	7205250	7205250

* Quantity as required.

BODY



BODY PANELS

BODY

GROUP 23
PAGE 10

CODE	PART NAME AND DESCRIPTION	QTY.	PART NUMBER
23-67-160	SWITCH - Windshield Wiper	1	1800381
	- GT H	1	7105235
	TRANSFER - Windscreen Wiper Switch	1	7200339
23-67-164	SWITCH - Wiper Motor Parking	1	5041121
23-67-240	RESERVOIR - Windshield Washer	1	7200173
	BRACKET - Reservoir Mounting	1	7200031
23-67-241	CAP - Washer Reservoir	1	7200722
23-67-242	VALVE - Non Return Windshield Washer	1	7200171
23-67-246	NOZZLE - Windshield Washer	2	7200037
	CAGE - Nozzle Attach	2	7200009
	NUT - Square Nozzle Attach	2	7200036
	SEAL - Nozzle Attach	2	7200025
	WASHER - Chrome - Nozzle Mounting	2	7200026
	SEAL - Mounting Washer H	2	7210526
23-67-252	PUMP PACKAGE - Windshield Washer	1	7200028
	Spring Clip - Pump to Instrument Housing	1	7200029
23-67-260	HOSE - Windshield Washer	*	7080089
23-67-262	TEE - Windshield Washer Hose Connector	1	7200170

* Quantity as required.

H Part not listed in any previous Parts Book.

This image shows a single sheet of white paper with horizontal ruling lines. The lines are evenly spaced and run across the width of the page. There are no margins, text, or other markings on the paper.

INTERIOR TRIM

HOW TO USE INTERIOR TRIM ILLUSTRATIONS

The Illustrations in this Section are actual. Both body styles showing Interior Trims are included.

The LETTERS shown in the Illustration indicate the description of the part and the part type code when referred to the legend which appears preceding the listing of the parts.

The letters are consistent throughout the Illustrations, as "A" is always "Door Trim Panel, code 23-92-5", "B" is an "Armrest, code 23-76-3" etc.

The NUMBERS on the Illustration indicate the distribution of bulk material. These numbers may vary with each Illustration. The legend appears below each Illustration.

IMPORTANT NOTE

RIGHT HAND AND LEFT HAND PARTS ARE LISTED ON THE SAME LINE.

WHENEVER RIGHT AND LEFT HAND PARTS ARE IDENTIFIED BY CONSECUTIVE PART NUMBERS, THEY WILL BE LISTED AS IN THE FOLLOWING EXAMPLE--

PANEL - FRONT DOOR TRIM 3130-1CR2
INTERPRETED THIS INDICATES THAT PANEL - FRONT DOOR TRIM RH IS PART NUMBER 3130CR2, AND PANEL - FRONT DOOR TRIM LH IS PART NUMBER 3131CR2.

TRIM ORDERING PROCEDURE

A COLOUR COMBINATION PLATE IS ATTACHED TO THE LH REAR BODY SIDE RAIL ON IMP SPORTS AND LATE IMP SUPER MODELS. REFERENCE TO THIS PLATE WILL IDENTIFY THE TRIM CODE OF THE VEHICLE AND WILL POSITIVELY ESTABLISH THE COLOUR OF THE PART REQUIRED.

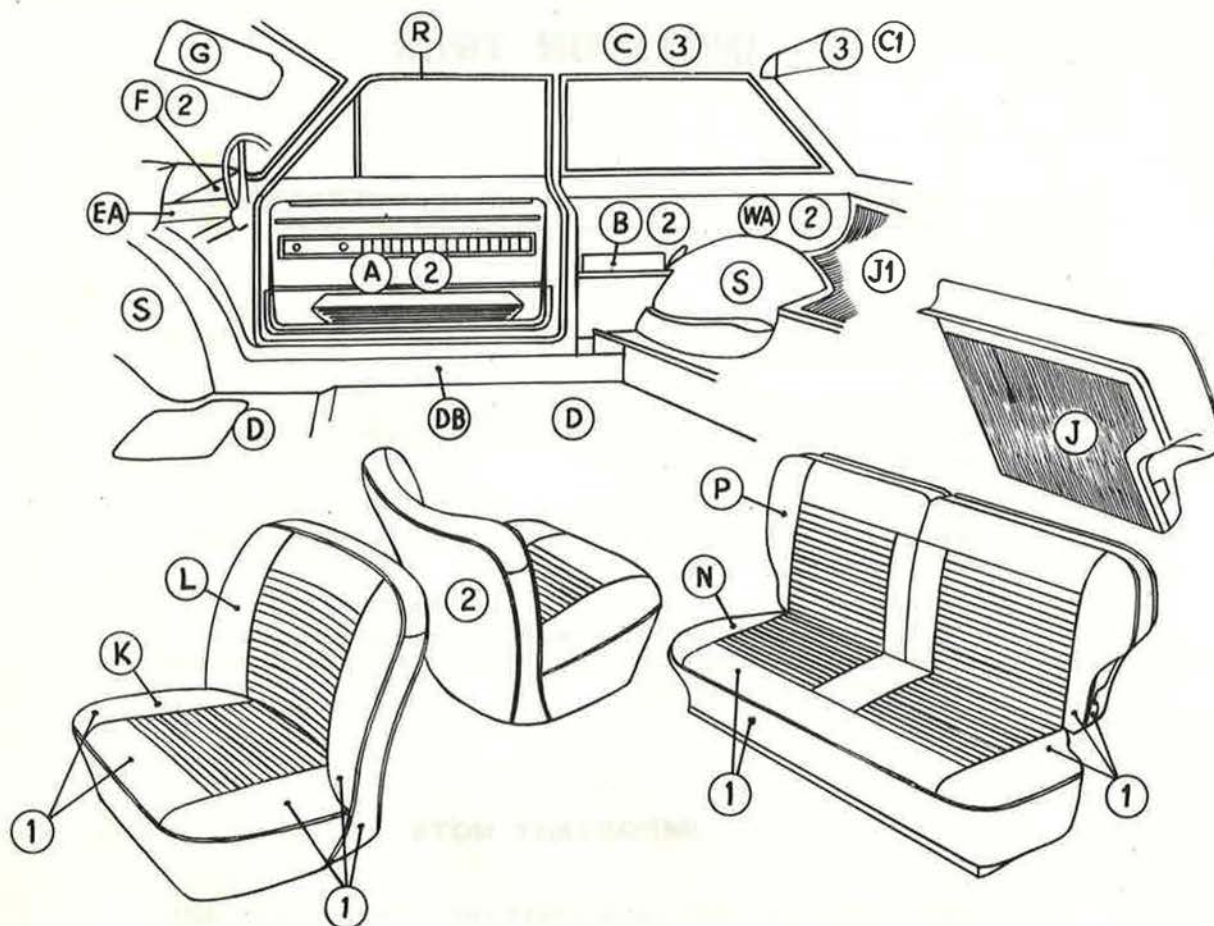
TRIM ITEMS SHOULD BE ORDERED BY PART NUMBER WHEN IDENTIFIED BY A TRIM CODE.

WHERE NO TRIM CODE IS AVAILABLE PLEASE ORDER BY PART NUMBER QUOTING COLOUR, TYPE OF MATERIAL AND VEHICLE BODY NUMBER.

COLOUR COMBINATION PLATE

BERG	HA4002	HJ	365
PAINT MFR.	PAINT MFR. NO.	PAINT CODE	TRIM CODE

BODY



BULK MATERIAL LEGEND

ITEM NO. 1	Fabric - Seating	50" Wide
ITEM NO. 2	Fabric - Sidewall	50" "
ITEM NO. 3	Fabric - Headlining	50" "

ITEM NO.	MODEL	TRIM CODE					
		BEIGE	BLUE	RED	GREY		
1	HILLMAN IMP	2794810	2794809	2794819			
2		2622430 (Doors)	2794814	2798472			
3		2798468 (Exc. Doors)			2798473		

	HILLMAN GT	365 DARK RED	366 MEDIUM BLUE	367 NATURAL	368 BLACK	365 366 368 LIGHT GREY	367 LIGHT TAN
		0107CR3 0300CR4	0107CB3 0300CB5	0107CT3 0300CT8	0107CX1 0300CX1	0902CA1	0902CT1
1							
2							
3							

DISTRIBUTION DRAWING LEGEND

See Illustration For Letter Identification

<u>LETTER</u>	<u>DESCRIPTION</u>	<u>CODE</u>
A	PANEL - Door Trim	23-92-5
B	ARMREST -	23-76-3
C	HEADLINING -	23-86-3
C1	PANEL - Backlight Trim	23-86-20
D	MAT - Front Floor (Standard) Rear Floor (Standard)	23-20-8 23-20-41
	CARPET - Front Floor (Super & Sports) Rear Floor (Super & Sports)	23-79-3 23-79-33
DB	MAT - Sill Cover (Standard & Super)	23-20-90
	CARPET - Sill Cover (Sports)	23-79-85
EA	PANEL - Shelf Front	23-102-1
F	PANEL - Cowl Side Upper Trim	23-91-6
G	SUNVISOR -	23-103-3
J	MAT - Rear Squab	23-20-80
J1	- Rear Luggage Floor	23-20-29
K	COVER - Front Seat Cushion	23-108-5
L	- Front Seat Squab	23-108-16
N	- Rear Seat Cushion	23-109-36
P	- Rear Seat squab	23-109-4
R	WEATHERSTRIP And WEATHERCORD - Door	23-63-33
S	MAT - Wheelhouse - Front - (Standard & Super) - Rear - (Standard & Super)	23-20-85 23-20-85
	CARPET - Wheelhouse - Front - (Sports)	23-79-80
	COVER - Wheelhouse - Rear - (Sports)	23-96-30
WA	PANEL - Rear Quarter Trim	23-101-3

BODY

CODE	PART NAME AND DESCRIPTION				QTY.	PART NUMBER
23-76-0	<u>ARMRESTS</u>					
23-76-3	ARMREST ASSEMBLY - Rear Quarter - RH/LH					
	- SUPER		- Red		1	7200610-1
			- Blue		1	7200608-9
			- Beige		1	7200606-7
	- GT					
	<u>Trim Code</u>	365	- Dark Red	H	1	1208-9CR2
		366	- Medium Blue	H	1	1208-9CB2
		367	- Natural	H	1	1208-9CT2
		368	- Black	H	1	1208-9CX1
23-79-0	<u>CARPETS</u>					
23-79-3	CARPET - Front Floor					
	- SUPER		- Red		1	M24008
			- Blue		1	M24013
			- Palamino		1	M24015
	- GT					
	<u>Trim Code</u>	365	- Red	H	1	1724CR1
		366	- Blue	H	1	1724BB3
		367	- Neutral	H	1	1724CT1
		368	- Black	H	1	1724BX1
23-79-33	CARPET - Rear Floor					
	- SUPER		- Red		1	M24009
			- Blue		1	M24014
			- Palamino		1	M24016
	- GT					
	<u>Trim Code</u>	365	- Red	H	1	1725CR1
		366	- Blue	H	1	1725BB3
		367	- Neutral	H	1	1725CT1
		368	- Black	H	1	1725BX1
23-79-80	CARPET - Wheelhouse Cover - Front - RH/LH					
	- GT					
	<u>Trim Code</u>	365	- Red	H	1	1728-9CR1
		366	- Blue	H	1	1728-9BB3
		367	- Neutral	H	1	1728-9CT1
		368	- Black	H	1	1728-9CX1
23-79-85	CARPET - Sill Cover - RH/LH					
	- GT					
	<u>Trim Code</u>	365	- Red	H	1	1726-7CR1
		366	- Blue	H	1	1726-7BB3
		367	- Neutral	H	1	1726-7CT1
		368	- Black	H	1	1726-7CX1

* Quantity as required.

□ Part not listed in any previous Parts Book.

BODY

GROUP 23
PAGE IT 5

CODE	PART NAME AND DESCRIPTION	QTY.	PART NUMBER
23-84-0	<u>TRIM PADS</u>		
23-84-3	PAD - Instrument Panel Trim - RH	1	7205168
	- LH	1	7205170
	- RH - GT	H 1	7208388
	- LH - GT	H 1	7208396
	Screw - Pad Attach - No. 6 x 3/8"	*	9772066
	Washer - Plain - 3/16"	*	9067094
	Nut - Wing	*	9023105
	PLATE - Pad Fixing	1	7200866
23-84-4	SEAL - Crash Pad to Instrument Panel - Up to B42-9-003467	1	7210045
23-86-0	<u>HEADLINING AND ROOF BOWS</u>		
23-86-3	HEADLINING ASSEMBLY - Roof - Grey	1	7200282
	- GT		
	<u>Trim Code</u> 365		
	366		
	368 - Light Grey	H 1	7107CA1
	367 - Light Tan	H 1	7107CT1
23-86-10	BOW - Roof - No. 1	1	7204074
	2	1	7204075
	3	1	7204076
	4	1	7204077
23-86-20	PANEL - Rear Backlight Trim - GT		
	<u>Trim Code</u> 365		
	366		
	368 - Grey	H 1	7108CA1
	367 - Tan	H 1	7108CT1
	CLIP - Backlight Trim Panel Attach	5	2220824
23-91-0	<u>COWL TRIM PANELS</u>		
23-91-6	PANEL - Cowl Side - Upper Trim - RH/LH		
	<u>Trim Code</u> 368 - Black	1	1408-9CX1
23-92-0	<u>DOOR TRIM PANELS</u>		
23-92-5	PANEL ASSEMBLY - Front Door Trim		
	- STANDARD		
	- Red - RH	1	7065193
	- LH	1	7065203

* Quantity as required.

□ Part not listed in any previous Parts Book.

BODY

CODE	PART NAME AND DESCRIPTION	QTY.	PART NUMBER
23-92-5 Continued	Blue - RH - LH Beige - RH - LH Silver - RH - LH	1 1 1 1 1 1	7065191 7065201 7065190 7065200 7065194 7065204
	PANEL ASSEMBLY - Front Door Trim - "SUPER"		
	Red - RH - LH Blue - RH - LH Beige - RH - LH	1 1 1 1 1 1	7065374 7065382 7065373 7065381 7065370 7065378
	PANEL ASSEMBLY - Front Door Trim - "GT"		
	Trim Code		
	365 Dark Red - RH-LH	1	3130-1CR2
	366 Medium Blue	1	3130-1CB2
	367 Natural	1	3130-1CT2
	368 Black	1	3130-1CX1
	Screw - Trim Panel - No. 6 x 1/2"	*	9762085
	Washer - Cup	*	7200465
23-96-0	<u>LUGGAGE COMPARTMENT TRIM</u>		
23-96-3	PANEL - Front Luggage Compartment Rear Lining	1	7200179
23-96-8	PANEL - Front Luggage Compartment Side Lining - RH/LH	1	7200180-1
	Rivet - Nylon - Side Lining Attach	2	9143308
23-96-30	COVER - Rear Wheelhouse Trim - RH/LH - "GT"		
	Trim Code		
	365 Dark Red	1	3324-5CR2
	366 Medium Blue	1	3324-5CB2
	367 Natural	1	3324-5CT2
	368 Black	1	3324-5CX1
23-101-0	<u>QUARTER TRIM PANELS</u>		
23-101-3	PANEL - Rear Quarter Trim - "STANDARD"		
	Red - RH - LH Blue - RH - LH Beige - RH - LH Silver - RH - LH	1 1 1 1 1 1 1 1	7065213 7065223 7065211 7065221 7065210 7065220 7065214 7065224

* Quantity as required.

□ Part not listed in any previous Parts Book.

BODY

GROUP 23
PAGE IT 7

CODE	PART NAME AND DESCRIPTION	QTY.	PART NUMBER
23-101-3 Continued	PANEL - Rear Quarter Trim - "SUPER"		
	Red - RH	1	7065390
	- LH	1	7065398
	Blue - RH	1	7065387
	- LH	1	7065395
	Beige - RH	1	7065386
	- LH	1	7065394
	PANEL - Rear Quarter Trim - "GT"		
	<u>Trim Code</u>		
	365 Dark Red	H 1	3328-9CR2
	366 Medium Blue	H 1	3328-9CB2
	367 Natural	H 1	3328-9CT2
	368 Black	H 1	3328-9CX1
	RETAINER - Quarter Trim	2	7202011
23-101-10	PANEL - Rear Quarter Pocket Trim - Lower		
	Beige - RH	1	M25156
	- LH	1	M25158
	Red - RH	1	M25157
	- LH	1	M25159
	Blue - RH	1	M25164
	- LH	1	M25165
	PANEL - Rear Quarter Pocket Trim - Lower - "GT"		
	- RH		
	- LH	1	2797808-9
23-102-0	<u>SHELF TRIM PANEL</u>		
23-102-1	PANEL - Parcel Shelf	1	7200541
	Screw - Parcel Shelf Attach - No. 6 Shelf Tapping	2	9762085
	Washer - No. 6 - Cup	2	9670623
	RAIL - Parcel Tray	1	7207203
	- GT 368 Black	H 1	1310CX1
23-103-0	<u>VISOR</u>		
23-103-3	SUN VISOR ASSEMBLY -	*	7210051
	Screw - Visor to Header - No. 8 x 3/4"	*	9763125
	Nut - No. 8 - Spire	*	9020244
23-108-0	<u>FRONT SEAT TRIM</u>		
23-108-4	FRAME AND STRAPS - RH/LH	1	7205092-3

* Quantity as required.

□ Part not listed in any previous Parts Book.

BODY

CODE	PART NAME AND DESCRIPTION	QTY.	PART NUMBER
23-108-4 Continued	FRAME AND SPRINGS - GT H	2	7205178
	STRAP - Long - Cushion 2		7204121
	Short - Cushion 8		7204123
	Long - Squab 6		7204124
	Short - Squab 4		7204125
	SPRING CASE - Cushion - GT H	2	7205177
	- Squab - GT H	2	7209224
	Clip - Trim Cover Attach *		2221799
 *		9130042
 *		9130018
	Screw - Trim Cover Attach - No. 8 Cross Recess - GT *		9733069
23-108-5	COVER - Front Seat Cushion Trim - "STANDARD"		
	Red 1		7065026
	Blue 1		7065027
	Beige 1		7065170
	COVER - Front Seat Cushion Trim - "SUPER"		
	Red 1		M24506
	Blue 1		T. B. A.
	Beige 1		M24511
	COVER - Front Seat Cushion Trim - "GT"		
	Trim Code		
	365 Dark Red H	2	5821CR1
	366 Medium Blue H	2	5821CB1
	367 Natural H	2	5821CT1
	368 Black H	2	5821CX1
23-108-16	COVER - Front Seat Squab Trim - "STANDARD"		
	Red 2		7065032
	Blue 2		7065033
	Beige 2		7065180
	COVER - Front Seat Squab Trim - "SUPER"		
	Red 2		M24507
	Blue 2		T. B. A.
	Beige 2		M24512
	COVER - Front Seat Squab Trim - "GT"		
	Trim Code		
	365 Dark Red H	2	5927CR1
	366 Medium Blue H	2	5927CB1
	367 Natural H	2	5927CT1
	368 Black H	2	5927CX1
23-109-0	<u>REAR SEAT TRIM</u>		
23-109-3	FRAME AND SPRING - Rear Seat Cushion 1		7200475
	- GT H	1	2797821
	- Rear Seat Squab - 1		7204069
	RH/LH - GT H	1	2797504-5

* Quantity as required.

H Part not listed in any previous Parts Book.

BODY

GROUP 23

PAGE IT 9

CODE	PART NAME AND DESCRIPTION	QTY.	PART NUMBER
23-109-3 Continued	CLIP - Trim Cover Attach	*	2221798
	Nut - Mat Attach - No. 8 Spire	*	9020027
23-109-4	COVER - Rear Seat Squab Trim - "STANDARD"		
	Red	1	7065013
	Blue	1	7065014
	Beige	1	7065150
	COVER - Rear Seat Squab Trim - "SUPER"		
	Red	1	M24509
	Blue	1	T. B. A.
	Beige	1	M24514
	COVER - Rear Seat Squab Trim - "GT"		
	Trim Code		
	365 Dark Red	H 1	6728-9CR1
	366 Medium Blue	H 1	6728-9CB1
	367 Natural	H 1	6728-9CT1
	368 Black	H 1	6728-9CX1
23-109-5	PANEL - Rear Seat Squab	1	7202528
	Screw - Panel to Wheelarch - 1/4" x 1/2" UNF	4	39124081
	- No. 8 x 3/4" Self Tapping	10	9723126
	Washer - Cup - No. 8	10	7200450
23-109-36	COVER - Rear Seat Cushion Trim - "STANDARD"		
	Red	1	7065019
	Blue	1	7065020
	Beige	1	7065160
	COVER - Rear Seat Cushion Trim - "SUPER"		
	Red	1	M24508
	Blue	1	T. B. A.
	Beige	1	M24513
	COVER - Rear Seat Cushion Trim - "GT"		
	Trim Code		
	365 Dark Red	H 1	6413CR1
	366 Medium Blue	H 1	6413CB1
	367 Natural	H 1	6413CT1
	368 Black	H 1	6413CX1
23-109-99	BRACKET - Pivot - Rear Squab to Floor	H 2	7203300
	- GT	H 2	2797405
	BOLT - Pivot Bracket - GT	H 2	2797294
	Nut - Pivot Bracket Bolt - GT	2	441262
	Washer - Plain	2	9416160

* Quantity as required.

□ Part not listed in any previous Parts Book.

BODY

CODE	PART NAME AND DESCRIPTION	QTY.	PART NUMBER
23-109-120	STRAP - Rear Squab Stop	1	7204087
	SCREW - Strap to Squab	2	7204109
	HOOK - Rear Squab Stop Strap	4	7204105
	Screw - Hook Attach - No. 10" x 1/2" UNF	4	39213082

* Quantity as required.

☐ Part not listed in any previous Parts Book.

NUMERICAL INDEX

PAGE NU 1

PART NO.	CODE	PART NO.	CODE	PART NO.	CODE	PART NO.	CODE
207	8-44-1		7-14-4	2597337	1-0-0	2797294	23-109-99
222	8-44-1		7-14-5	2597338	1-0-0	2797405	23-109-99
254	8-44-1	1893194	1-0-0	2597360	1-0-0	2797474	7-17-1
380	8-44-1	1893823	1-0-0	2597361	1-0-0	2797474	23-19-114
382	8-44-1	1896334	1-0-0	2597395	1-0-0	2797504	23-109-3
987	8-44-1	1896672	1-0-0	2598315	1-0-0	2797505	23-109-3
44029	1-0-0	1950305	14-26-6	2598316	1-0-0	2797697	23-1-3
115109	23-61-120	2098378	8-36-114	2598349	1-0-0	2797763	1-0-0
120367	23-61-120	2203634	12-15-2	2598350	1-0-0	2797792	22-1-41
120391	12-61-120	2210725	23-14-42	2598351	1-0-0	2797808	23-101-10
161895	23-61-120	2211034	23-9-52	2598352	1-0-0	2797809	23-101-10
274461	14-67-2	2216538	23-19-63	2598353	1-0-0	2797821	23-109-3
441262	23-109-99	2220824	23-86-20	2598354	1-0-0	2797859	23-61-120
444687	9-48-7	2221792	15-6-3	2598370	1-0-0	2797860	23-61-103
1044930	23-67-79	2221793	15-6-3	2598371	1-0-0	2797861	23-61-103
1046629	8-52-33	2221794	15-6-3	2621434	9-35-1	2797865	23-61-103
1046630	8-35-59	2221795	15-6-3	2621633	9-35-1	2797866	23-61-103
1046668	8-28-3	2221796	15-6-3	2622823	8-29-151	2797867	23-61-120
1046994	8-50-186	2221797	15-6-3	2622826	8-29-147	2798147	23-26-33
1064769	1-0-0	2221798	23-109-3	2622840	8-29-157	2798323	7-17-1
1101105	2-4-6	2221799	23-108-4	2622843	8-29-156	2798323	23-19-114
1108015	22-5-24	2226360	13-68-6	2622845	8-29-1	2798400	8-29-2
1115138	22-8-57	2226789	23-47-55	2622846	8-52-241	2798401	8-29-157
1205552	8-37-155	2227626	15-6-3	2622847	8-29-208	2798402	8-29-172
1205576	8-37-2	2227627	15-6-3	2622848	8-29-155	2798404	8-52-195
1214233	8-55-1	2227628	15-6-3	2622862	8-52-176	2798466	8-27-279
1214234	8-56-1	2227629	15-6-3	2622924	8-27-19	2798471	8-27-292
1214407	22-5-14	2227630	15-6-3	2622941	8-27-309	2798477	8-52-195
1218538	8-27-321	2227631	15-6-3	2622945	8-27-305	2798479	8-52-76
1228004	10-1-70	2227824	1-0-0	2622957	8-27-205	2798481	8-28-74
1228657	5-100-2	2281185	1-0-0	2622967	8-27-132	2798482	8-27-292
1235108	10-1-73	2281192	1-0-0	2622970	8-27-138	2798557	14-67-1
1236337	1-0-0	2281194	1-0-0	2623075	8-29-320	2798559	14-67-2
1359531	1-0-0	2281196	1-0-0	2623084	8-52-120	2798561	14-67-1
1359532	1-0-0	2281197	1-0-0	2623090	8-27-250	2798634	14-30-3
1461895	1-0-0	2281199	1-0-0	2623094	8-27-138	2798875	14-30-4
1461896	1-0-0	2282815	1-0-0	2623095	8-27-309	2799296	14-29-10
1461897	1-0-0	2282825	1-0-0	2623096	8-27-309	2799306	14-29-10
1461898	1-0-0	2283547	1-0-0	2623101	8-27-277	2799307	14-29-67
1461899	1-0-0	2283573	1-0-0	2623106	8-27-279	2799312	14-29-67
1461900	1-0-0	2285213	1-0-0	2623162	8-29-150	2799313	14-29-67
1461901	1-0-0		22-9-1	2623164	8-29-17	2799364	8-1-4
1461902	1-0-0	2285759	1-0-0	2623165	8-29-100	2799364	8-1-17
1461903	1-0-0	2285986	1-0-0	2623166	8-29-146	2799365	8-1-4
1461904	1-0-0	2286471	23-19-114	2790106	1-0-0	5030668	6-63-1
1461905	1-0-0	2286765	1-0-0	2790124	1-0-0	5030669	5-43-1
1461906	1-0-0	2288047	8-34-175	2790125	1-0-0	5030670	5-43-3
1466437	1-0-0	2288680	1-0-0	2790126	1-0-0	5030671	5-43-2
1466438	1-0-0	2288681	1-0-0	2790127	1-0-0	5030672	5-46-2
1800125	8-32-2	2288692	1-0-0	2790128	1-0-0	5030686	5-102-14
1800176	8-53-270	2288692	22-9-1	2791947	1-0-0	5030688	5-46-1
1800233	8-32-2	2288693	1-0-0	2791954	23-26-33	5030857	8-35-4
1800381	23-67-160	2288693	22-9-1	2794890	1-0-0	5030868	8-29-2
1800399	8-58-60	2288694	1-0-0	2794891	1-0-0	5031039	14-79-2
1800452	5-52-7		22-9-1	2794892	1-0-0	5031044	14-79-2
1800461	8-51-1	2288695	1-0-0	2794893	1-0-0	5037061	8-34-88
1800532	5-49-1	2288695	22-9-1	2794897	1-0-0	5037358	5-21-8
1800539	5-107-11	2288696	1-0-0	2794898	1-0-0	5037422	8-41-36
1801093	5-107-5	2288696	22-9-1	2794946	1-0-0	5037429	23-67-25
1801197	8-37-2	2582029	12-15-21	2794947	1-0-0	5037524	8-27-76
1890994	1-0-0	2590003	8-36-114	2795382	8-28-3	5037543	8-29-17
1891629	1-0-0	2595117	1-0-0	2795780	8-28-74	5037544	8-29-20
1891807	12-15-21	2596045	8-1-2	2796802	1-0-0	5037758	5-101-13
1891807	23-19-114	2597335	1-0-0	2797246	22-1-5	5037760	5-101-5
1893187	1-0-0	2597336	1-0-0	2797259	8-44-1	5037985	8-27-352

NUMERICAL INDEX

PART NO.	CODE	PART NO.	CODE	PART NO.	CODE	PART NO.	CODE
5038067	8-52-140	5042972	5-101-6	5200485	5-31-15	5220699	8-28-36
5038202	23-67-25	5042973	5-100-1		5-39-3	5220700	8-34-362
5038424	5-46-2	5043198	14-54-4		6-60-1		8-55-1
5038495	21-55-15	5043199	14-36-16		13-64-4		8-56-1
5038500	5-46-1	5043206	14-54-3		13-66-16		8-57-10
5038548	14-54-16	5043207	14-54-15		21-30-416		14-2-15
5038807	8-29-300	5043224	14-35-50		21-30-444		14-11-9
5038875	17-23-52	5043226	14-35-53	5200486	13-18-4	5220701	4-9-5
5038876	17-23-53	5043228	14-36-60	5200487	5-14-1		5-14-1
5038928	8-34-180	5043229	14-35-12		6-9-1		8-28-6
5039061	5-39-2	5043230	14-35-11		7-2-1		8-28-15
5039250	8-29-104	5043231	14-35-10		8-28-6		8-28-36
5039329	5-102-12	5043232	14-35-13		8-28-15		9-3-10
5039330	5-102-12	5043236	14-54-149		8-28-36		9-5-5
5039332	5-104-11	5043239	14-54-147		9-67-4		9-23-10
5039335	5-104-32	5043243	14-54-148		9-69-4		9-48-40
5039336	5-104-33	5043246	14-50-5		10-34-10		9-69-4
5039344	5-101-5	5043247	14-42-51		11-8-1		10-26-6
5039385	5-101-13	5043248	14-54-3		17-1-13		10-34-10
5039388	5-104-15	5043249	14-36-1		19-1-19		14-29-10
5039460	14-54-3	5043254	14-38-12		21-3-1		14-29-12
5039492	8-55-195	5043254	14-39-25	5200521	14-54-152		14-30-1
5039493	8-55-214	5043457	8-52-195	5200522	14-38-16		14-74-1
5039493	8-56-23	5043459	8-52-240	5220157	6-40-61		17-1-13
5039494	8-55-8	5043477	5-44-4	5220167	5-101-5		19-1-19
	8-56-40	5043549	8-56-1	5220189	23-67-25	5220702	6-9-1
5039497	8-56-7	5043595	8-55-136	5220204	14-73-19		6-22-20
5039515	23-67-139		8-56-1	5220227	23-67-18		17-1-13
5039533	8-52-21	5043856	8-52-67	5220234	14-79-4		21-3-1
5039534	8-52-25	5043857	8-52-122	5220482	14-29-10	5220703	5-109-8
5040155	8-55-209	5044241	14-38-12	5220682	6-10-2		6-9-1
5040155	8-56-10	5044244	14-54-15		9-20-19		8-52-5
5040279	5-104-30	5044253	14-35-1	5220683	2-8-10		9-1-30
5040288	5-102-14	5044260	14-43-5		21-30-416		17-23-53
5040450	14-36-15	5044271	14-36-2		23-4-2	5220704	17-23-56
5040453	14-36-15	5044282	14-54-178	5220684	7-11-3	5220705	6-54-6
5040454	14-41-40	5044574	14-54-178		14-29-12	5220707	2-5-4
5040462	14-40-1	5044637	8-27-309		17-1-13		7-6-1
5040465	14-40-7	5044643	14-54-15		21-30-444	5220709	9-48-12
5040540	10-22-11	5044646	14-35-52	5220686	2-8-11	5220711	7-11-3
5040609	8-27-205	5044647	14-43-3		5-109-8	5220712	9-2-16
5040634	23-67-87	5044734	5-107-10		9-17-5	5220713	9-2-16
5040911	8-55-57	5057812	14-54-17	5220687	13-18-4		10-24-37
5040911	8-56-34	5057815	14-40-1	5220688	17-23-56	5220714	5-47-7
5041019	5-49-2	5058194	14-39-25	5220689	2-10-21		6-60-1
5041048	8-34-1	5058196	14-50-3	5220690	8-35-4	5220715	9-8-5
5041080	8-5-23	5102489	14-35-5		10-34-3		9-23-5
5041092	5-21-13	5102490	14-35-5		14-1-15	5220716	6-15-10
5041113	5-101-8	5102695	14-35-5		14-39-70	5220717	14-89-1
5041115	5-101-11	5102700	14-35-5		19-14-35	5220719	5-32-1
5041116	5-101-10	5102703	14-35-5		23-33-213	5220720	7-6-1
5041117	5-100-1	5200253	2-5-5	5220692	5-39-3		9-8-5
5041121	23-67-164	5200253	7-6-2		6-60-1	5220721	7-35-2
5041128	14-54-152	5200444	1-0-0		8-28-6		9-48-12
5041204	5-102-14	5200481	21-3-1		9-20-18	5220722	13-34-4
5041218	21-55-15	5200482	9-3-10		9-71-5		19-31-1
5041276	5-71-1		9-48-40		14-29-12	5220723	5-58-1
5041302	14-63-1		9-69-4	5220693	5-58-1		6-9-1
5042421	5-104-31		10-1-1		7-8-2		6-10-2
5042423	5-106-4		10-34-10		23-33-10		6-14-10
5042424	5-106-5		13-64-3	5220694	9-45-6		8-35-4
5042613	23-67-87		13-66-3	5220695	9-20-19		23-33-10
5042722	8-34-180		14-74-1		23-33-10		23-33-213
5042970	5-106-5		21-3-1	5220697	9-2-18	5240120	23-14-53
5042971	5-101-13	5200485	4-9-5		9-67-4	5240380	8-35-115

NUMERICAL INDEX

PAGE NU 3

PART NO.	CODE	PART NO.	CODE	PART NO.	CODE	PART NO.	CODE
6601284	1-0-0	7054066	9-41-5	7065170	23-108-5	7080047	8-50-335
7010041	9-6-1	7054067	9-41-5	7065180	23-108-16	7080048	8-50-335
7010043	19-1-19	7054068	9-41-5	7065190	23-92-5	7080049	8-50-335
7010086	10-1-1	7054069	9-41-5	7065191	23-92-5	7080050	8-50-338
7010105	9-5-5	7054070	9-41-5	7065193	23-92-5	7080051	8-50-308
7050000	9-2-5	7054071	9-41-5	7065194	23-92-5	7080052	8-27-71
7050001	9-3-4	7054072	9-41-5	7065200	23-92-5	7080053	8-50-335
7050004	9-41-3	7054073	9-41-5	7065201	23-92-5	7080054	8-50-335
7050006	9-7-5	7054074	9-41-5	7065203	23-92-5	7080056	8-57-55
7050018	21-3-1	7054075	9-41-5	7065204	23-92-5	7080057	8-57-55
7050026	21-50-1	7054076	9-41-5	7065210	23-101-3	7080058	8-57-56
7050027	21-52-1	7054077	9-41-5	7065211	23-101-3	7080059	8-53-296
7050032	2-4-1	7054078	9-41-5	7065213	23-101-3	7080060	8-33-4
7050052	2-3-3	7054079	9-41-5	7065214	23-101-3	7080060	8-50-129
7050053	2-3-3	7054080	9-41-5	7065220	23-101-3	7080061	8-33-4
7050077	7-11-3	7054081	9-41-5	7065221	23-101-3		8-50-129
7050081	9-1-24	7054082	9-41-5	7065223	23-101-3		8-53-296
7050092	7-42-1	7054083	9-41-5	7065224	23-101-3	7080062	23-67-17
7050097	14-25-5	7054084	9-41-5	7065233	1-0-0	7080064	23-67-139
7050099	19-15-1	7054090	9-39-10	7065260	23-20-8	7080065	23-67-5
7050105	7-42-1	7054091	9-39-10	7065370	23-92-5	7080066	5-64-1
7050109	9-1-5	7054092	9-39-10	7065373	23-92-5	7080067	23-67-98
	9-39-1	7054093	9-39-10	7065374	23-92-5	7080068	19-14-1
7050111	9-2-5	7054094	9-39-10	7065378	23-92-5	7080069	19-15-3
7050112	9-3-4	7054095	9-39-10	7065381	23-92-5	7080070	19-14-4
7050113	9-41-3	7054101	5-3-1	7065382	23-92-5	7080072	14-79-1
7050114	7-11-3	7054102	5-3-1	7065386	23-101-3	7080073	14-30-4
7050118	14-80-2	7054106	9-31-10	7065387	23-101-3	7080074	14-39-45
7050120	2-4-1	7054110	9-39-9	7065390	23-101-3	7080075	14-40-7
7050121	2-3-3	7054111	9-39-9	7065394	23-101-3	7080076	14-39-47
7050122	2-3-3	7054112	9-39-9	7065395	23-101-3	7080077	14-54-17
7050128	2-3-23	7054113	9-39-9	7065398	23-101-3	7080078	14-39-6
7050129	2-3-23	7054120	9-34-5	7080001	21-55-10	7080079	14-39-45
7050133	21-2-1	7054121	9-34-5	7080002	21-55-10	7080080	14-41-3
7050134	9-1-24	7054122	9-34-5	7080003	17-01-14	7080081	6-54-10
7050137	10-10-2	7054124	9-34-5	7080004	17-1-14	7080082	5-53-26
7050142	7-11-3	7054125	9-34-5	7080006	19-9-12	7080083	23-21-9
7050151	9-39-15	7054128	9-35-5	7080007	19-9-11	7080087	6-19-10
7050153	7-42-1	7054129	9-35-5	7080014	5-3-23	7080088	6-19-12
7050154	7-42-1	7054130	9-35-5	7080015	5-3-23	7080089	23-67-260
7054006	9-34-5	7054136	9-35-5	7080016	5-3-23	7080090	6-15-1
7054007	9-34-5	7054137	9-35-5	7080017	5-64-1	7080092	22-30-10
7054008	9-34-5	7054138	9-35-5	7080018	5-64-1	7080093	8-37-88
7054030	9-35-5	7054140	9-36-5	7080019	5-64-1		8-39-15
7054031	9-35-5	7054143	9-39-9	7080020	5-63-1		8-41-36
7054032	9-35-5	7054144	9-39-9	7080021	5-63-1		8-50-156
7054033	9-35-5	7054145	9-39-9	7080022	5-71-2	7080094	8-27-309
7054034	9-35-5	7054157	9-34-5	7080024	4-26-1	7080095	14-38-4
7054035	9-35-5	7054158	9-34-5	7080025	4-26-1	7080096	14-45-5
7054040	9-36-5	7054159	9-34-5	7080026	5-64-1	7080097	14-45-5
7054045	9-32-3	7054189	9-1-5	7080027	5-64-2	7080099	14-41-7
7054046	9-32-3		9-39-1	7080028	5-64-2	7080100	14-35-41
7054047	9-32-3	7054190	7-46-1	7080031	5-39-1	7080102	14-35-1
7054050	9-9-2	7065013	23-109-4	7080032	5-39-1	7080103	14-35-2
7054051	9-9-2	7065014	23-109-4		6-60-2	7080105	14-41-8
7054052	9-9-2	7065019	23-109-36	7080033	5-47-2	7080106	14-39-28
7054055	9-9-3	7065020	23-109-36		6-64-1	7080107	14-41-1
7054056	9-9-3	7065026	23-108-5	7080034	6-40-44	7080108	14-35-6
7054059	9-16-6	7065027	23-108-5	7080036	14-29-3	7080109	14-40-5
7054060	9-41-5	7065032	23-108-16	7080037	14-29-6	7080110	14-40-10
7054061	9-41-5	7065033	23-108-16	7080039	8-37-372	7080111	14-47-1
7054062	9-41-5	7065052	23-63-33	7080041	8-37-275	7080112	14-54-15
7054063	9-41-5	7065052	23-63-33	7080043	8-52-11	7080117	14-39-1
7054064	9-41-5	7065150	23-109-4	7080044	8-52-80	7080118	14-54-15
7054065	9-41-5	7065160	23-109-36	7080045	8-52-97	7080119	14-54-15

NUMERICAL INDEX

PART NO.	CODE	PART NO.	CODE	PART NO.	CODE	PART NO.	CODE
7080121	14-30-3	7080234	23-64-240	7080363	23-67-2	7100049	9-30-15
7080122	5-73-1	7080236	6-19-10	7080364	23-67-3	7100050	9-39-17
7080126	10-01-21	7080237	6-19-12	7080366	23-67-16	7100052	9-41-4
7080126	8-36-1	7080238	6-15-1	7080367	23-67-17	7100057	9-17-5
7080128	8-36-1	7080238	14-54-152	7080368	23-67-25	7100058	9-17-5
7080129	8-36-1	7080239	6-13-4	7080369	23-47-75	7100061	9-3-29
7080130	8-36-1	7080242	23-21-8	7080370	23-47-75	7100062	10-1-2
7080133	14-54-15	7080243	14-86-36	7080375	23-2-18	7100064	9-20-17
7080136	8-23-74	7080244	5-26-10	7095000	9-23-17	7100066	9-20-15
7080139	10-26-30	7080247	14-47-1	7095002	14-2-34		9-20-17
7080140	10-26-30	7080249	10-26-14	7095003	10-7-3	7100067	9-20-15
7080141	10-26-30	7080250	10-26-16	7095004	14-86-57	7100069	9-20-20
7080142	10-26-18	7080251	10-26-30	7095007	17-11-4	7100070	9-20-16
7080143	10-26-14	7080258	19-1-3	7095009	21-34-90	7100071	9-20-17
7080144	10-26-14	7080259	19-2-4	7095012	14-1-51	7100072	9-20-18
7080145	19-1-3	7080261	19-1-8	7095013	9-23-5	7100073	9-20-19
7080146	19-1-8	7080263	14-45-5	7095015	14-25-1	7100078	10-9-10
7080148	19-2-4	7080264	14-38-16	7095016	14-25-1	7100081	10-7-11
7080151	8-34-178	7080265	14-45-5	7095019	10-7-6	7100089	8-27-1
7080152	14-1-15	7080266	14-39-6	7095021	10-7-6	7100092	10-26-8
7080153	14-1-1	7080267	14-39-6	7096000	1-0-0	7100094	9-8-5
7080154	14-1-12	7080268	14-36-19		23-11-50	7100096	7-6-1
7080155	14-1-50	7080269	14-39-6	7096001	15-13-2	7100102	9-45-7
7080156	14-1-1	7080270	14-54-17	7096004	23-17-4	7100105	9-31-5
7080158	14-1-8		14-54-153	7096007	23-64-242	7100114	9-48-40
7080159	14-1-52	7080271	14-36-19	7096017	12-1-5	7100116	11-2-1
7080160	14-1-52	7080272	14-36-16	7096018	12-1-5	7100118	14-30-2
7080164	1-0-0	7080273	14-33-1	7096040	12-15-2	7100119	8-52-4
7080165	19-1-3	7080274	14-39-28	7096042	15-3-3	7100121	8-28-36
7080169	5-47-2	7080275	14-39-28	7096047	23-11-1	7100127	7-3-1
	6-64-1	7080277	14-30-4	7096048	23-11-1	7100131	6-14-1
7080170	19-9-13	7080279	14-30-3	7096051	9-69-4	7100136	7-42-3
7080171	2-7-26	7080299	2-7-26		23-34-167	7100141	7-6-1
7080173	14-39-28	7080304	19-1-3	7096055	23-17-2	7100153	8-36-49
7080174	14-41-8	7080305	19-1-3	7096056	23-14-10	7100158	9-6-2
7080175	14-35-1	7080306	19-2-4	7096058	23-64-255	7100163	8-28-36
7080176	14-35-1	7080307	19-2-4	7096060	23-64-49	7100164	10-3-7
7080177	14-35-2	7080313	23-17-2	7096061	23-64-49	7100168	14-74-1
7080178	14-35-6	7080315	23-17-4	7096062	23-64-255	7100173	9-17-5
7080180	14-40-10	7080323	14-38-12	7096063	23-64-255	7100177	10-2-16
7080181	14-30-4	7080324	14-38-4	7096077	14-63-1	7100178	9-10-19
7080182	14-54-152	7080325	14-38-13	7096078	14-63-1	7100179	8-28-36
7080183	14-35-41	7080327	14-39-2	7096079	23-15-9	7100180	14-38-14
7080184	14-40-1	7080328	14-39-2	7096082	23-39-5	7100184	7-6-1
7080185	14-30-3	7080329	14-39-1	7096083	23-39-5	7100187	9-1-30
7080188	23-47-55	7080330	14-39-1	7096089	14-89-1	7100189	7-2-2
7080191	5-69-1	7080331	14-36-20	7096091	14-63-1	7100201	9-1-30
7080192	5-69-1	7080332	14-54-16	7096092	7-16-9	7100206	14-29-2
7080193	5-69-1	7080333	14-45-4	7096099	14-25-1	7100218	8-27-320
7080200	6-13-4	7080334	14-45-4	7096100	14-25-1	7100219	14-74-1
7080201	14-35-1	7080335	14-36-19	7096117	8-57-10	7100220	14-39-70
7080204	14-35-41	7080336	14-36-19	7096121	23-19-8	7100225	14-39-70
7080205	8-37-2	7080337	14-54-16	7100012	9-3-28	7100226	14-63-20
7080218	14-29-6	7080339	14-43-4	7100015	9-45-1	7100227	14-63-20
7080219	14-29-33	7080340	14-40-10	7100017	9-45-2	7100235	9-10-10
7080221	8-50-126	7080343	14-40-4	7100022	9-48-5		9-41-3
7080222	8-50-126	7080344	14-43-2	7100024	7-42-2	7100242	10-24-1
7080224	8-50-126	7080345	14-43-9	7100025	7-42-2	7100254	10-7-7
7080225	14-30-4	7080346	14-50-1	7100027	7-2-2	7100261	9-23-40
7080226	14-35-41	7080347	14-38-13	7100037	9-11-1	7100265	11-1-1
7080227	14-54-152	7080349	8-37-372	7100042	9-39-9	7100266	11-2-1
7080228	14-35-2	7080357	5-3-5	7100043	9-39-9	7100270	10-3-4
7080230	14-54-152	7080358	5-3-5	7100045	9-39-5	7100280	10-1-21
7080231	14-41-3	7080359	5-3-1	7100046	9-39-6	7100281	7-45-7
7080232	14-41-8	7080362	23-67-3	7100047	9-39-16	7100286	8-36-135

NUMERICAL INDEX

PAGE NU 5

PART NO.	CODE	PART NO.	CODE	PART NO.	CODE	PART NO.	CODE
7100297	9-5-6	7100540	14-30-1	7102061	17-23-3	7102235	7-35-3
7100298	8-28-15	7100544	14-85-31	7102062	17-1-3	7102236	7-35-3
7100301	9-17-5	7100560	14-30-1	7102063	17-1-13	7102241	5-31-15
7100305	14-29-12	7100563	14-30-1	7102064	17-1-12	7102250	5-32-1
7100308	9-39-16	7100564	14-30-1	7102065	17-23-56	7102251	5-34-1
7100309	10-24-4	7100567	8-28-297	7102066	2-10-6	7102253	5-28-8
7100312	9-48-7	7100573	10-34-3	7102067	2-10-6		6-39-2
7100313	9-50-6	7100574	10-34-10	7102068	2-10-26	7102258	9-67-4
7100316	9-10-19	7100575	10-34-11	7102084	2-3-17	7102259	9-67-4
7100318	9-39-14	7100576	10-34-11	7102085	2-3-17	7102260	21-30-416
7100321	14-2-15	7100578	10-34-7	7102086	2-3-19	7102262	21-30-444
7100325	9-3-4	7100579	10-34-7	7102087	2-3-19	7102263	21-30-416
	9-48-40	7100581	10-1-71	7102094	2-3-4	7102264	7-8-2
7100328	7-6-1	7100600	14-73-1	7102099	22-6-4	7102265	7-8-2
7100329	11-8-1	7100608	14-25-1	7102100	22-6-14	7102269	21-30-46
7100331	9-39-16	7100612	14-25-5	7102102	20-30-5	7102270	21-30-46
7100336	10-26-18	7100619	8-27-322	7102103	2-5-7	7102271	21-30-2
7100340	8-28-297	7100620	14-30-1	7102104	2-5-7	7102273	14-86-57
7100345	9-71-5	7100623	10-34-7	7102106	22-5-1	7102280	2-3-23
7100346	9-71-5	7100628	9-3-21	7102108	22-30-12	7102281	2-3-23
7100347	7-2-16	7100631	9-31-5	7102109	22-8-57	7102290	14-86-57
7100350	10-2-15	7100631	9-31-5		22-30-1	7102312	21-30-440
7100353	9-3-10	7100636	9-31-4	7102110	2-7-61	7102315	2-10-22
7100357	10-3-4	7100643	9-3-22	7102114	5-13-1	7102319	19-30-20
7100358	7-2-1	7100644	9-3-20	7102115	5-13-1	7102323	19-1-19
7100359	7-8-2	7100645	9-3-20	7102118	2-7-63	7102325	22-6-5
7100360	14-30-1	7100668	9-7-12	7102119	2-7-62	7102326	22-6-14
7100367	9-3-5	7100672	14-29-10	7102123	2-7-60	7102332	7-35-2
7100380	8-53-327	7100677	7-45-3	7102125	2-7-26	7102333	7-8-2
7100391	10-24-4	7100678	9-48-5	7102126	2-7-2	7102342	5-27-1
7100394	10-1-21	7100679	11-1-1	7102127	2-7-26	7102346	19-30-20
7100398	9-2-18	7100681	10-7-7	7102129	19-1-19	7102352	1-0-0
7100401	10-1-1	7100704	10-27-12	7102130	22-1-5	7102357	21-30-444
7100406	6-13-1	7100719	11-2-1	7102132	22-8-5	7102363	21-30-440
7100411	9-15-1	7100743	7-3-1	7102134	4-23-1	7102371	1-0-0
7100423	9-15-1	7100750	7-45-7	7102135	4-23-1	7102373	21-30-43
7100429	7-41-4	7100754	7-42-2	7102144	4-8-1	7102374	14-72-9
7100431	10-26-6	7100755	7-42-2	7102146	4-12-1	7102375	14-6-1
7100438	6-14-1	7100774	8-36-1	7102147	4-13-1	7102419	8-50-126
7100441	9-45-1	7100775	8-36-1	7102148	4-21-13	7102427	8-50-126
7100444	10-26-6	7100776	8-36-1	7102149	4-12-2	7102442	1-0-0
7100445	7-14-9	7100777	8-36-1	7102150	4-13-1	7102444	22-5-5
7100448	9-39-5	7100816	8-36-49	7102152	4-9-5	7102468	21-30-442
7100450	7-46-1	7100820	14-38-12	7102153	4-12-2	7102487	8-35-62
7100451	9-39-16	7100825	7-45-3	7102154	4-31-3	7102489	17-11-3
7100452	9-39-16	7100826	7-6-1	7102155	4-31-4	7102492	7-12-1
7100453	14-30-2	7100828	7-2-2	7102160	21-30-46	7102493	17-1-3
7100454	8-27-320	7100829	7-6-2	7102161	21-30-413	7102495	14-86-48
7100457	9-3-21	7100854	9-39-6	7102162	21-30-6	7102502	17-23-3
7100458	9-3-21	7102001	13-18-4	7102163	21-30-6	7102510	8-37-155
7100460	14-30-1	7102008	17-50-1	7102165	21-30-47	7102511	7-35-3
7100464	9-48-5	7102009	17-50-1	7102166	21-30-46	7102516	21-30-442
7100471	9-48-7	7102010	17-50-5	7102174	21-30-442	7102523	6-38-1
7100479	14-29-10	7102037	17-11-4	7102177	5-39-3	7102538	19-14-35
7100482	6-13-1	7102038	21-55-5	7102178	5-39-3		23-4-2
7100487	8-27-1	7102039	21-55-5		6-60-1	7102545	7-35-2
7100492	9-50-6	7102042	22-7-14	7102183	19-30-18	7102561	14-14-1
7100493	9-3-8	7102044	22-7-20	7102187	14-72-1	7102564	14-11-9
7100494	9-48-12	7102048	5-13-1	7102206	7-11-3	7102565	14-38-14
7100497	11-8-1	7102049	5-13-1	7102218	7-14-4	7102566	14-26-6
7100500	14-30-1	7102051	22-5-5	7102219	7-14-5	7102575	14-25-17
7100503	5-107-8	7102055	22-4-1	7102220	7-8-2	7102583	14-86-35
7100508	8-28-36	7102055	22-4-2	7102223	14-86-13	7102585	14-89-57
7100509	8-28-15	7102058	2-8-10	7102229	14-86-42	7102596	14-26-6
7100525	8-28-15	7102059	2-8-11	7102232	14-89-1	7102598	8-36-117

NUMERICAL INDEX

PAGE NU 6

PART NO.	CODE	PART NO.	CODE	PART NO.	CODE	PART NO.	CODE
7102667	6-38-4	7103407	14-25-5	7104175	21-10-60	7105236	8-35-59
7102685	14-29-12	7103441	1-0-0	7104176	21-10-60	7105237	23-67-86
7102686	14-29-12	7103538	2-4-3	7104177	21-10-60	7105258	8-15-2
7102687	14-29-12	7104006	21-19-2	7104178	21-10-60	7105264	8-32-2
7102688	14-29-2	7104007	21-19-2	7104180	21-10-3	7105266	23-67-79
7102714	14-29-67	7104012	21-10-3	7104181	21-10-16	7105268	23-67-79
7102719	14-14-8	7104017	21-10-5	7104182	21-10-31	7105271	23-67-18
7102723	14-6-1	7104018	21-14-30	7104183	21-10-43	7200001	13-64-3
7102724	14-1-1	7104021	21-14-33	7104184	21-34-47	7200002	13-64-3
7102726	14-14-1	7104023	21-10-16	7104190	21-10-39		13-64-4
7102729	8-50-126	7104037	21-10-43	7104191	21-10-39	7200004	13-66-3
7102729	19-15-3	7104045	21-25-3	7104192	21-10-39	7200005	13-66-16
7102736	19-1-5	7104047	21-9-2	7104193	21-10-39	7200006	13-66-3
7102757	14-29-10	7104048	21-9-2	7104196	21-10-60	7200008	19-31-1
7102760	17-23-53	7104049	21-9-2	7104197	21-10-60	7200009	23-67-246
7102766	21-30-444	7104061	21-34-8	7104198	21-10-60	7200013	8-34-362
7102769	21-30-416	7104070	6-22-20	7104199	21-10-60	7200014	8-34-362
7102770	14-63-10	7104074	21-34-8	7104200	21-10-60	7200015	8-34-362
7102772	14-63-11	7104075	6-9-6	7104203	21-14-31	7200016	8-34-362
7102774	14-63-10	7104076	21-19-2	7104207	21-10-31	7200021	19-31-2
7102775	21-30-416	7104077	21-19-2	7104208	21-24-2	7200022	13-34-3
7102780	21-30-413	7104078	21-34-41	7104210	21-34-47	7200023	13-34-4
7102805	14-86-40	7104090	21-25-10	7104215	21-34-47	7200024	13-34-3
7102819	7-35-4		21-50-1	7104218	21-14-19	7200025	23-67-246
7102820	7-35-4	7104092	21-12-1	7104220	6-11-2	7200026	23-67-246
7102821	14-29-67	7104093	21-41-12	7104285	21-34-8	7200028	23-67-252
7102823	2-3-17	7104094	21-41-14	7104286	21-34-8	7200029	23-67-252
7102825	2-3-4	7104095	21-41-15	7104287	21-14-2	7200031	23-67-240
7102856	7-35-3	7104100	21-41-10	7104288	21-14-2	7200036	23-67-246
7102858	5-109-8	7104105	21-51-1	7104293	21-15-19	7200037	23-67-246
7102897	17-11-3	7104107	21-50-1	7104295	21-11-1	7200119	23-2-18
7102900	14-63-10	7104114	21-54-10	7104320	6-19-2	7200121	8-37-373
7102943	14-63-10	7104115	21-54-10	7105000	8-34-1	7200123	8-37-90
7102945	17-23-53	7104116	21-54-10	7105005	23-67-86	7200130	19-31-2
7102948	17-23-53	7104117	21-54-10	7105006	23-67-79	7200137	23-33-213
7102949	17-23-52	7104121	21-53-1	7105022	8-50-303	7200138	7-16-63
7102951	17-1-13	7104122	21-55-1	7105023	8-50-303	7200139	7-16-63
7102954	2-5-4	7104125	21-53-1	7105026	23-67-79	7200141	7-16-65
7102955	2-5-4	7104128	6-22-1	7105027	8-53-150	7200160	19-31-1
7102977	7-35-2	7104129	6-22-20	7105028	8-33-90	7200164	8-47-8
7102979	14-86-1	7104131	6-9-1		8-50-82	7200170	23-67-262
7103004	7-35-3	7104133	6-11-2	7105032	8-34-178	7200171	23-67-242
7103009	19-30-4	7104140	6-20-20	7105035	8-37-188	7200173	23-67-240
7103040	19-30-20	7104142	6-40-46	7105036	8-37-188	7200179	23-96-3
7103080	7-11-3	7104143	6-40-47	7105039	8-15-4	7200180	23-96-8
7103084	14-1-1	7104145	6-10-2	7105040	8-1-17	7200181	23-96-8
7103090	14-26-6	7104148	21-3-1	7105042	8-1-17	7200226	23-20-41
7103091	14-26-6	7104156	21-10-5	7105057	1-0-0	7200227	23-20-85
7103093	14-6-10	7104157	21-10-5	7105064	1-0-0	7200228	23-20-85
7103094	14-6-1	7104158	21-10-5	7105067	1-0-0	7200229	23-20-29
7103111	2-8-10	7104159	21-10-5	7105069	8-37-155	7200230	23-20-90
7103120	7-8-2	7104160	21-10-5	7105071	8-15-24	7200231	23-20-90
7103121	7-8-2	7104161	21-10-5	7105098	8-50-126	7200248	23-20-8
7103132	19-1-5	7104162	21-30-440	7105103	8-1-4	7200259	14-63-1
7103138	14-63-11	7104163	21-10-60	7105104	8-1-17	7200282	23-86-3
7103139	14-63-11	7104164	21-10-60	7105107	8-5-1	7200286	23-20-85
7103151	4-13-1	7104165	21-10-60	7105128	8-57-10	7200287	23-20-85
7103153	4-21-13	7104166	21-10-60	7105130	8-15-2	7200295	23-21-9
7103154	4-8-1	7104167	21-10-60	7105134	8-33-90	7200296	23-21-8
7103159	14-6-10	7104168	21-10-60		8-50-82	7200320	7-17-2
7103160	14-38-14	7104170	21-10-60	7105136	8-57-10	7200321	7-17-1
7103164	14-25-1	7104171	21-10-60	7105159	8-15-4	7200327	8-34-15
7103235	7-35-2	7104172	21-10-60	7104174	8-1-17	7200336	8-53-150
7103258	17-50-1	7104173	21-10-60	7105198	8-37-136	7200337	8-53-270
7103259	17-50-1	7104174	21-10-60	7105235	23-67-160	7200338	8-50-82

NUMERICAL INDEX

PAGE NU 7

PART NO.	CODE	PART NO.	CODE	PART NO.	CODE	PART NO.	CODE
7200339	23-67-160	7201310	23-51-5	7203395	23-34-27	7204158	23-64-314
7200348	23-33-214	7201311	23-51-5	7203507	7-16-9	7204169	23-54-6
7200354	1-0-0	7201326	23-34-110	7204000	15-19-2	7204194	23-63-122
7200363	1-0-0	7201327	23-34-110	7204001	23-54-7	7204195	23-63-122
7200378	23-18-3	7201390	12-4-4	7204002	23-64-311	7204201	23-64-306
7200379	23-18-3	7201391	12-4-4	7204005	15-19-2	7204208	23-64-242
7200426	15-11-34	7201392	12-4-4	7204009	23-54-2	7204209	23-64-242
7200448	23-54-7	7201393	12-4-4	7204014	23-66-135	7204216	23-11-57
7200450	23-109-5	7201410	12-4-4	7204018	23-14-13	7204220	23-54-40
7200456	8-37-190	7201411	12-4-4	7204019	23-14-13	7204221	23-54-40
7200458	23-38-132	7201412	12-4-4	7204021	23-9-35	7204222	23-54-40
7200461	23-38-132	7201466	23-32-17		23-9-67	7205004	23-14-19
7200465	23-92-5	7201482	23-34-235	7204022	23-9-35	7205005	23-14-19
7200472	1-0-0	7201483	23-34-235	7204023	23-9-35	7205006	23-14-19
7200474	1-0-0	7201484	23-51-5	7204024	23-9-35	7205018	23-54-6
7200475	23-109-3	7201485	23-51-5	7204025	23-9-35	7205020	23-19-74
7200496	1-0-0	7202002	23-59-56	7204026	23-64-255	7205022	23-63-100
7200497	1-0-0	7202003	23-59-56	7204027	23-64-255	7205023	23-63-100
7200498	1-0-0	7202004	23-15-1	7204028	23-14-18	7205033	23-14-1
7200500	23-64-255	7202008	23-10-1	7204031	23-14-19	7205034	23-14-1
7200502	23-33-214	7202011	23-101-3	7204045	23-19-63	7205052	23-19-84
7200534	15-11-34	7202018	15-21-1	7204054	23-19-105	7205056	23-32-105
7200541	23-102-1	7202504	23-4-2	7204055	23-19-105	7205057	23-32-105
7200565	8-37-389	7202508	23-4-2	7204056	23-18-3	7205064	23-32-108
7200570	8-37-373	7202511	23-67-18	7204057	23-18-3	7205065	23-32-108
7200573	8-37-373	7202513	23-54-6	7204058	23-8-60	7205076	12-1-5
7200583	8-37-188	7202521	23-39-5	7204059	23-8-60	7205077	12-1-5
7200606	23-76-3	7202523	7-16-63	7204060	23-64-306	7205086	23-64-242
7200607	23-76-3	7202528	23-109-5	7204061	23-64-308	7205087	23-64-242
7200608	23-76-3	7202530	15-11-46	7204062	23-63-122	7205090	23-64-240
7200609	23-76-3	7202531	21-30-460	7204063	23-63-122	7205092	23-108-4
7200610	23-76-3	7203016	23-34-80	7204069	23-109-3	7205093	23-108-4
7200611	23-76-3	7203017	23-34-80	7204071	23-63-14	7205116	23-19-8
7200649	1-0-0	7203028	23-34-110	7204072	23-63-15	7205117	23-34-303
7200650	1-0-0	7203029	23-34-110	7204074	23-86-10	7205118	23-34-235
7200653	1-0-0	7203070	23-36-7	7204075	23-86-10	7205119	23-34-235
7200687	22-20-80	7203071	23-36-7	7204076	23-86-10	7205133	23-66-235
7200721	23-33-10	7203101	23-61-120	7204077	23-86-10	7205168	23-84-3
7200722	23-67-241	7203102	23-61-120	7204080	23-23-52	7205170	23-84-3
7200761	8-34-15	7203103	9-69-10	7204082	15-11-3	7205172	23-14-27
7200866	23-84-3	7203106	23-34-303	7204083	15-11-3	7205173	23-63-112
7200878	8-37-389	7203107	23-15-13	7204084	15-13-2	7205177	23-108-4
7200892	8-37-373	7203108	23-34-234	7204086	23-34-167	7205178	23-108-4
7200935	23-2-18	7203109	23-34-234	7204087	23-109-120	7205262	15-19-2
7200939	23-2-18	7203124	8-34-370	7204088	23-63-171	7205263	23-61-121
7200999	14-29-70	7203125	8-34-370	7204105	23-109-120	7205264	15-3-5
7201003	23-34-301	7203134	23-34-234	7204108	15-14-1	7205272	23-54-6
7201062	23-34-302	7203135	23-34-234	7204109	23-109-120	7205274	23-14-10
7201063	23-34-302	7203300	23-109-99	7204110	23-34-235	7205275	23-14-10
7201064	23-51-5	7203304	23-32-105	7204111	15-11-25	7205276	15-14-1
7201065	23-51-5	7203305	23-32-105	7204112	23-34-235	7206340	23-34-80
7201101	15-21-1	7203306	23-32-17	7204113	15-11-38	7207059	8-57-10
7201110	23-40-85	7203320	13-53-3	7204114	15-11-34	7207203	23-102-1
7201111	23-40-85	7203338	23-32-108	7204117	15-21-3	7207232	23-20-80
7201122	23-36-7	7203339	23-32-108	7204121	23-108-4	7207424	23-63-33
7201123	23-36-7	7203340	23-32-105	7204123	23-108-4	7208006	7-16-25
7201132	23-40-85	7203341	23-32-105	7204124	23-108-4	7208008	12-15-2
7201133	23-40-85	7203343	12-4-4	7204125	23-108-4	7208009	12-15-2
7201140	23-40-85	7203370	14-88-8	7204126	15-3-5	7208011	12-15-2
7201141	23-40-85	7203371	14-88-8	7204127	23-14-20	7208012	12-15-2
7201166	23-34-80	7203374	23-32-22	7204136	23-61-121	7208015	12-15-2
7201167	23-34-80	7203375	13-33-61	7204139	23-54-12	7208016	12-15-2
7201174	23-19-70	7203378	23-34-27	7204146	23-54-40	7208021	23-59-61
7201175	23-19-70	7203379	23-34-27	7204147	23-54-40	7208022	23-59-61
7201194	7-16-63	7203394	23-34-27	7204151	23-54-6	7208100	7-16-25

NUMERICAL INDEX

PART NO.	CODE	PART NO.	CODE	PART NO.	CODE	PART NO.	CODE
7208133 7-16-11	9067010 23-9-35	9067216 14-6-1	9107066 10-2-15
7208134 7-16-11	9067012 8-52-330		14-86-1	9107089 21-54-10
7208136 7-16-11	9067014 2-4-6		15-11-46	9107099 6-11-2
7208257 8-37-190		7-8-2		15-13-2	9107138 1-48-858
7208332 8-12-2		8-37-373	9067241 8-52-5	9107300 21-34-8
7208388 23-84-3		14-39-70	9067275 4-12-2	9116064 14-2-34
7208396 23-84-3		21-30-460	9067506 9-10-19	9117503 14-25-1
7209224 23-108-4		23-33-10	9067508 2-5-4	9118502 5-107-5
7210010 14-29-70		23-33-213	9067511 9-71-5	9118515 5-52-6
7210045 14-29-70	9067015 4-23-19	9068008 23-2-18	 6-54-10
 23-84-4		6-9-1	9068010 10-7-6	9118529 8-30-1
7210051 1-0-0		6-10-2		14-6-10	9118530 6-54-10
7210056 8-57-10		9-3-30		15-19-2	9118546 8-30-1
7210057 8-57-10		9-6-1		23-19-8	9119530 5-101-13
7210086 23-21-8		9-10-19	9070770 5-103-8	9119553 8-30-1
7210198 13-33-61		9-41-3	9075016 7-8-2	9122009 8-50-335
7210231 13-34-3		10-7-6	9077013 14-29-33	9122009 8-55-209
7210526 23-67-246		13-34-4	9077015 5-101-5	9122009 8-56-10
7210539 19-31-1		14-30-1	9077017 5-62-7	9122018 12-15-2
7210587 23-2-18		19-14-35		6-54-6	9122127 10-22-11
7210588 23-2-18	9067018 8-35-4		8-58-60	9122188 14-25-1
7210682 23-14-13		19-31-1	9077024 6-54-6	9122226 5-104-16
7219532 8-57-10		19-31-2	9077039 9-3-4	9129560 12-15-2
9000061 14-54-153	9067022 6-9-1	9077040 5-107-11	9130018 23-108-4
9003041 14-29-12		21-3-1	9077074 9-3-20	9130041 23-63-15
9003044 21-50-1		21-30-416	9077083 14-40-7	9130042 23-108-4
9003045 5-14-1		21-30-444	9077099 9-3-4	9130066 15-3-5
9003143 7-6-1	9067023 2-8-10	9077102 9-3-20	9132926 8-37-90
9003238 9-3-10		5-47-7	9077183 14-40-7	9132936 15-6-3
9003239 9-3-10		6-60-1	9077674 9-3-21	9132944 15-6-3
9003253 6-14-10		9-5-5	9077675 9-3-21	9132944 23-34-167
9020010 23-38-132		9-23-10	9077700 14-72-1	9133160 21-25-4
9020013 23-38-132		10-2-15	9078002 14-72-1	9133216 23-47-55
9020027 23-109-3		11-2-1	9078003 14-80-6	9143077 8-34-362
9020036 7-35-2		11-8-1	9078016 21-34-47	9143308 8-34-15
9020046 8-50-186		14-29-12	9078017 14-86-14	9143308 23-96-8
	23-33-213		17-1-13	9078066 21-3-25	9144012 4-23-19
	23-38-132	9067024 14-30-1	9078077 14-29-33	9144052 14-25-1
9020047 23-33-213	9067025 9-71-5	9079058 14-80-5	9146199 9-23-43
9020058 23-2-18	9067026 7-35-2	9079100 5-104-34	9146201 9-8-5
9020244 23-21-8	9067027 7-11-3	9086002 4-23-19	9151501 6-54-6
	23-103-3		8-28-6	9086039 15-11-46	9152302 5-58-1
9023007 14-29-33		13-64-4		15-13-2	9152303 6-54-10
9023026 13-34-4		13-66-16		23-39-5	9155016 5-58-1
9023105 23-84-3		23-19-74	9086045 23-18-3	9155022 5-58-1
9029005 14-54-15	9067036 2-8-11	9087087 8-28-36	9155023 5-58-1
9029135 11-2-1		5-100-2	9088046 7-2-16	9156522 14-89-1
	11-8-1	9067037 2-5-4	9096070 7-8-2	9159540 5-107-11
9029193 6-9-1		6-9-1		7-35-2	9163288 5-53-26
9029216 22-5-5		8-52-5	9096073 8-50-186	9163289 5-53-26
9034042 7-8-2		9-1-30		9-20-18	9163306 6-54-10
9034042 19-15-3	9067039 7-6-1		9-20-19	9163307 5-53-34
9034043 2-10-21		13-18-4		14-86-40	9163308 5-53-34
9034044 17-50-1	9067059 9-71-5	9096077 5-109-8	9163309 5-53-34
9034097 12-15-2	9067094 8-33-90	9101822 9-3-4	9163311 6-54-10
9050002 14-54-4		8-35-59	9101824 9-3-4	9163312 5-54-1
9050003 14-54-47		8-37-188	9102030 21-9-30	9163313 5-54-1
9050013 14-54-17		8-50-82	9102085 9-23-18	9163314 5-52-8
9050020 14-54-72		12-15-2	9102093 22-6-18	9163366 5-53-26
9050095 14-78-9		23-84-3	9102229 21-54-5	9163367 5-53-26
9067008 8-34-362	9067095 14-26-6	9107005 9-3-4	9163368 5-53-26
9067008 8-55-1	9067104 7-8-2	9107026 8-27-320	9163387 5-53-34
9067008 8-56-1	9067112 23-18-3		9-23-6	9163388 5-53-34
	23-67-18	9067212 14-79-2	9107066 8-27-4	9163446 5-53-34
9067009 23-54-2	9067216 4-31-4		9-2-18	9163448 5-53-34

NUMERICAL INDEX

PAGE NU 9

PART NO.	CODE	PART NO.	CODE	PART NO.	CODE	PART NO.	CODE
9163449	5-53-34	9510031	23-14-12	9661162	19-14-35	9763146	8-5-1
9163453	5-53-34		23-14-42	9661163	15-19-2		23-21-8
9166009	14-89-57	9510040	2-4-6		23-19-8	9772066	23-84-3
9166011	5-52-6		6-10-2		23-19-74	9772085	8-51-1
	6-54-9		7-8-2-	9661201	6-14-10	9772086	15-21-3
9166020	7-11-5		8-27-4	9661203	10-1-1	9773066	23-11-50
9166239	5-107-5		9-3-30		15-19-2	9774063	23-2-18
9166248	5-107-5		9-6-1	9661241	8-28-36	9774083	8-50-186
9166267	14-63-1		9-10-19		8-52-5		14-29-70
9166275	10-1-72		9-20-17	9661242	2-8-11		23-33-213
9168600	5-62-1		9-41-3		5-109-8		23-38-132
9168601	5-62-1		10-7-6		6-9-1	9774086	14-29-70
9168602	6-54-6		10-24-4		9-1-30	9782181	7-14-9
9168612	5-62-1		13-34-4	9661282	2-3-14	9782291	7-14-9
9168613	5-62-1		14-14-8	9661321	9-71-5	9782321	14-29-15
9169030	7-14-9		14-25-1	9662163	8-57-10	9782351	14-29-67
	9-3-20		14-30-1	9663122	8-34-362	9784073	14-85-31
9169030	9-3-22		19-31-2		14-1-15		14-89-1
9176003	8-27-320	9510041	15-19-2		14-2-15	9784083	14-86-57
9176039	7-11-5		23-19-8		14-26-6	9784093	5-52-7
9178138	7-8-2		23-19-74		14-86-40	9784261	19-9-11
	9-48-12		23-33-10		23-67-18	9784311	19-9-12
9178589	23-63-14	9510043	5-26-10		5-101-13	9785061	14-2-34
9179402	5-62-10		5-58-1		14-11-9	9786061	14-86-57
9187004	21-14-32	9510051	7-35-2	9663123	23-2-18	9787153	9-3-8
9187005	21-34-41		13-64-3		23-14-12		9-48-12
9187108	21-34-42		13-66-3		23-14-42	9787283	7-14-9
9187203	21-10-24		15-19-2	9663163	8-57-10	9787423	14-86-49
9188002	8-29-154	9510060	2-8-11	9664162	5-26-10	9788121	10-1-71
9188042	21-25-2	9510073	2-3-14		5-64-1	9800622	21-34-47
9188044	22-7-1	9510080	9-71-5		14-1-15	9801030	9-3-4
9192000	22-6-1	9520040	14-6-10		14-86-1	9801640	9-3-4
9192003	21-19-2	9520060	5-62-10		19-31-2	9802042	9-2-16
9192118	21-54-1		17-23-53		21-30-460	9803112	9-2-16
9192132	21-19-2	9520080	2-7-50	9664163	14-14-8	9803113	10-24-37
	21-54-1	9550021	12-15-2		14-25-1		21-3-17
9192133	22-6-1	9551031	8-33-90		23-54-40	9803115	9-2-16
9196029	21-25-3		8-35-59	9664202	9-2-5	9803167	9-48-7
9198013	22-7-1		8-37-188	9664203	2-8-10	9804033	9-3-4
9198018	7-45-11		8-50-82		7-11-3		9-3-21
9200034	8-29-113	9551033	7-16-25		9-71-5	9804410	9-2-17
9204003	9-36-7	9551044	23-14-1		14-29-12		9-3-4
9204021	7-45-11	9564031	5-101-11		17-1-13	9804420	9-2-16
9204027	21-25-2	9571043	9-20-18		19-15-3	9808210	2-4-3
9205009	21-53-1		9-20-19	9664242	5-62-10	9811020	21-52-1
9206014	5-102-12		14-63-10		5-100-2	9812011	6-40-49
9207014	14-39-6	9571073	2-5-4		17-23-56	9816216	21-30-442
9207019	9-39-10	9571083	2-10-12	9664282	6-54-6	9830405	4-26-16
9207031	21-9-2	9572063	7-6-1		17-23-56	9830505	5-47-8
9207098	21-54-10		21-55-5	9666123	23-19-105	17100239	14-29-3
9207208	5-47-4	9660121	14-73-19		23-54-2	19105183	11-8-1
9213035	21-14-2	9660122	7-35-2		23-54-6	19105191	7-8-2
9214001	7-13-2		8-52-330		23-54-12	19105201	8-28-6
	9-2-5		8-55-1		23-54-40	19105202	7-8-2
9217013	2-3-23		8-56-1	9670623	23-102-1	19105221	11-8-1
9226013	9-20-1	9660202	7-35-2	9723126	23-109-5	19105241	7-8-2
9227100	8-16-8	9660203	13-64-3	9732066	8-47-8	19105251	8-28-15
9227101	8-16-8		13-66-3	9732085	8-51-1		8-28-36
9227111	8-35-4	9661123	8-33-90	9733069	23-108-4	19105252	7-8-2
9414712	14-67-2		9-35-59	9734063	8-34-362	19105281	8-28-36
9416160	23-109-99		8-37-188	9752086	23-38-132	19106241	8-52-5
9510031	7-35-2		8-50-82	9761045	23-64-255	19107163	2-3-14
	8-34-362	9661161	8-27-4	9762085	23-92-5	19107223	17-50-1
	23-2-18		10-24-4	9762085	23-102-1	19405191	10-2-15
	23-14-10		10-4-3	9763125	23-103-3	19503041	8-52-330

NUMERICAL INDEX

PART NO.	CODE	PART NO.	CODE	PART NO.	CODE	PART NO.	CODE
19503041	8-57-10	39313070	14-1-15	K0026068	8-56-34	M0025156	23-101-10
	14-26-6	39313081	7-35-2		8-57-79	M0025157	23-101-10
19503042	23-9-35		23-19-105	K0026171	8-50-349	M0025158	23-101-10
19504031	21-30-460		23-54-2	K0026304	14-73-2	M0025159	23-101-10
19504052	15-13-2		23-54-6	K0026305	14-73-2	M0025164	23-101-10
	23-19-74		23-54-40	K0026308	14-79-7	M0025165	23-101-10
19504082	15-11-46	39413061	5-101-11	K0026381	14-35-51	M0025170	1-0-0
19505041	5-31-15		5-101-13	K0028491	23-67-16	M0025171	1-0-0
19505052	7-35-2		5-103-8	K0028714	6-40-57	M0025216	1-0-0
19505061	6-14-10		5-106-4	K0029656	14-78-3	M0025219	1-0-0
	7-2-1	39813081	14-26-6	K0030017	14-38-12	M0025220	1-0-0
19505071	9-71-5	39902061	14-72-1	M0020147	1-0-0	P0040883	8-16-8
19505081	13-64-4	49084006	4-23-2	M0020155	1-0-0	P0041405	8-16-8
	13-66-16		5-62-10	M0020156	1-0-0	P0043225	1-0-0
19506071	5-100-2	49351062	7-8-2	M0020157	1-0-0	P0043469	8-15-24
19506101	13-18-4		9-48-12	M0020159	1-0-0		14-86-57
19605051	8-28-6	69205070	21-30-47	M0020160	1-0-0	P0043470	8-15-24
19605071	10-1-1			M0020161	1-0-0		14-86-57
19803041	14-86-40			M0020163	1-0-0	P0045645	23-67-87
19804051	14-86-1			M0020165	1-0-0	P0049355	1-0-0
19804061	19-31-1			M0020166	1-0-0		
19804071	8-37-373			M0020167	1-0-0		
19805061	10-34-10			M0020168	1-0-0		
19804071	8-37-373			M0020169	1-0-0		
19805061	10-34-10			M0020171	1-0-0		
19805081	9-69-4			M0020173	1-0-0		
29604093	8-27-4	H0088917	23-14-53	M0020174	1-0-0		
29604111	9-6-1	H0089382	23-14-53	M0020191	22-1-41		
29604121	14-30-1	H0089383	23-14-53	M0020192	12-15-2		
29604173	9-41-3	H0101274	23-14-47	M0020203	23-34-120	1208CB2	23-76-3
29604203	10-7-6	H0101275	23-14-47	M0020204	23-34-120	1208CR2	23-76-3
29605113	14-74-1	H0116241	23-10-1	M0021391	14-29-67	1208CT2	23-76-3
29605123	9-23-10	K0011431	14-45-1	M0021392	14-29-70	1208CX1	23-76-3
29605124	9-48-40	K0011432	14-36-1	M0021393	14-29-67	1209CB2	23-76-3
29605163	10-26-6	K0011432	14-36-26	M0021394	14-29-67	1209CR2	23-76-3
29605192	21-3-1	K0011445	14-54-15	M0021395	14-29-70	1209CT2	23-76-3
29605212	6-9-1	K0012550	14-54-47	M0024008	23-79-3	1209CX1	23-76-3
29605212	21-3-1	K0013026	14-35-1	M0024009	23-79-33	1310CX1	23-102-1
29605211	9-23-10	K0019263	14-78-1	M0024013	23-79-3	1408CX1	23-91-6
29605223	9-23-10	K0019264	14-78-10	M0024014	23-79-33	1409CX1	23-91-6
29605243	9-23-10	K0019776	14-77-1	M0024015	23-79-3	1628CX1	23-20-80
29605343	10-26-6	K0019777	14-80-1	M0024016	23-79-33	1629CX1	23-20-80
29605344	9-48-40	K0020251	8-52-135	M0024506	23-108-5	1630CX1	23-20-29
29804083	14-30-1	K0020255	8-52-27	M0024507	23-108-16	1724CR1	23-79-3
29805113	14-29-10	K0020732	14-77-5	M0024508	23-109-36	1724CT1	23-79-3
	14-30-1	K0021836	5-67-2	M0024509	23-109-4	1724BB3	23-79-3
			6-40-57	M0024511	23-108-5	1724BX1	23-79-3
29900408	9-5-5	K0022438	8-27-85	M0024512	23-108-16	1725CR1	23-79-33
29900409	9-3-10	K0022541	14-54-153	M0024513	23-109-36	1725CT1	23-79-33
29900413	9-23-42	K0022588	14-39-28	M0024514	23-109-4	1725BB3	23-79-33
29900420	9-20-17	K0023792	23-14-52	M0025057	1-0-0	1725BX1	23-79-33
29900421	9-3-30	K0024062	23-67-79	M0025105	1-0-0	1726CR1	23-79-85
29900444	9-23-10	K0024605	14-45-5	M0025108	1-0-0	1726CT1	23-79-85
39103103	5-49-1	K0024608	14-40-7	M0025109	1-0-0	1726CX1	23-79-85
39124081	23-109-5	K0024988	8-27-300	M0025110	1-0-0	1726BB3	23-79-85
39124144	23-8-60	K0025506	8-27-19	M0025111	1-0-0	1726843	1-0-0
39213081	7-16-63	K0025676	17-23-53	M0025112	1-0-0	1727CR1	23-79-85
39213082	23-109-120	K0025942	14-73-3	M0025114	1-0-0	1727CT1	23-79-85
39235161	23-15-1	K0025986	8-27-158	M0025116	1-0-0	1727CX1	23-79-85
39303060	2-5-7	K0025987	8-27-190	M0025117	1-0-0	1727BB3	23-79-85
39303081	8-34-362	K0025994	14-40-1	M0025118	1-0-0	1727184	1-0-0
39303100	14-80-6	K0025995	14-40-4	M0025119	1-0-0	1727858	1-0-0
39303180	8-28-74	K0025996	14-40-1	M0025120	1-0-0	1728CR1	23-79-80
39304080	23-4-2	K0026027	14-38-16	M0025121	1-0-0	1728CT1	23-79-80
39304081	23-39-5	K0026068	8-50-349	M0025142	1-0-0		
39313041	23-54-12						

NUMERICAL INDEX

PAGE NU 11

PART NO.	CODE			
1728CX1 23-79-80			
1728BB3 23-79-80			
1729CR1 23-79-80			
1729CT1 23-79-80			
1729CX1 23-79-80			
1729BB3 23-79-80			
3130CB2 23-92-5			
3130CR2 23-92-5			
3130CT2 23-92-5			
3130CX1 23-92-5			
3131CB2 23-92-5			
3131CR2 23-92-5			
3131CT2 23-92-5			
3131CX1 23-92-5			
3324CB2 23-96-30			
3324CR2 23-96-30			
3324CT2 23-96-30			
3324CX1 23-96-30			
3325CB2 23-96-30			
3325CR2 23-96-30			
3325CT2 23-96-30			
3325CX1 23-96-30			
3328CB2 23-101-3			
3328CR2 23-101-3			
3328CT2 23-101-3			
3328CX1 23-101-3			
3329CB2 23-101-3			
3329CR2 23-101-3			
3329CT2 23-101-3			
3329CX1 23-101-3			
5821CB1 23-108-5			
5821CR1 23-108-5			
5821CT1 23-108-5			
5821CX1 23-108-5			
5927CB1 23-108-16			
5927CR1 23-108-16			
5927CT1 23-108-16			
5927CX1 23-108-16			
6413CB1 23-109-36			
6413CR1 23-109-36			
6413CT1 23-109-36			
6413CX1 23-109-36			
6728CB1 23-109-4			
6728CR1 23-109-4			
6728CT1 23-109-4			
6728CX1 23-109-4			
6729CB1 23-109-4			
6729CR1 23-109-4			
6729CT1 23-109-4			
6729CX1 23-109-4			
7107CA1 23-86-3			
7107CT1 23-86-3			
7108CA1 23-86-20			
7108CT1 23-86-20			

STANDARD FORM NO. 1

**CHRYSLER
PARTS****INFORMATION BULLETIN****IMPORTANT**

CHANGE PARTS LISTS AND ALL RECORDS
THIS BULLETIN. MAKE SURE ALL ORDERS ARE
ACCORDANCE WITH THE LATEST INFORMATION.

SUBJECT : Transaxle Unit Modification.

P. I. B.
No. 2798420/11

October 1969.

MODELS : Hillman Imp - PA, PB.

Page 1 of 1.

Please add to the catalogue the following parts introduced from Transaxle Unit
Serial No. 300,001. The Unit Serial No. is located on the left hand of the Transaxle
Axle Hypoid Casing (Pedestal immediately below Differential Coupling Flange).

GROUP 21 - TRANSAXLE

CODE	PART NAME AND DESCRIPTION	QTY	PART NO.
21-02-1	TRANSAXLE - Assembly	1	7050176
21-03-1	COVER - Transmission Mounting with Detent Tube	1	7104414
	TUBE - Transmission Cover Breather	1	7104425
	BUSH - Breather Sealing	1	7104426
21-10-3	GEAR - First Speed	1	7104370
21-10-5	WASHER - Adjusting - First Speed Gear		
	- .280" / .278" Red	*	7104393
	- .282" / .280" White	*	7104394
	- .284" / .282" Blue	*	7104395
	- .286" / .284" Yellow	*	7104396
	- .288" / .286" Black	*	7104397
21-10-16	GEAR - Second Speed	1	7104351
21-10-31	GEAR - Third Speed	1	7104374
21-10-43	GEAR - Fourth Speed	1	7104353
21-14-2	GEAR AND SLEEVE ASSY - Transmission Clutch		
	- 1st and 2nd Speed	1	7104430
	- 3rd and 4th Speed	1	7104431
	SPRING RING - In Gear Detent	2	7104429
	CIRCLIP - Shifter Plate	2	1224540
21-14-19	RING - Synchronizer Stop	4	5220875
21-14-33	PLATE - Synchronizer Shifter	6	7104358
21-51-1	CASE - Differential	1	7104422



CHRYSLER PARTS



INFORMATION BULLETIN

IMPORTANT

CHANGE PARTS LISTS AND ALL RECORDS TO AGREE WITH THIS BULLETIN. MAKE SURE ALL ORDERS ARE PLACED IN ACCORDANCE WITH THE LATEST INFORMATION.

SUBJECT : Additions and Amendments

P.I.B.
No. 2628354/12

October 1969

MODELS : HB, HC Hillman

Page 1 of 2.

GROUP 1 - ACCESSORIES

1-00-00	MAT PACKAGE - Front Floor Tailored (contains 2 Mats - 1 each Right and Left Hand)			
	- Black	1	2630934	
	- Grey	1	2596631	
	- Red	1	2596632	Add Lines.

GROUP 5 - BRAKES

5-03-1	LINING PACKAGE - Rear Wheel Brake Shoe			
	- Without Power Brakes - Drilled Type	5059533	1	Revise Line HB and HC.
	- Undrilled Type	2630930	1	Add Line HB and HC.
	- With Power Brakes & GT - Drilled Type	5059536	1	Revise Line HB and HC.
	- Undrilled Type	3426860	1	Add Line HB and HC.
5-103-5	HOUSING - Control Valve	5059910	1	Add Line HC.
	Screw - Housing to Body - 1/4" UNF. x 5/8"	39114101	3	Add Line HC.

GROUP 10 - ENGINE OILING

10-01-71	SPRING - Reinforcing (For 1240049)	3428563	1	Add Line HC.
----------	-------------------------------------	---------	---	--------------

GROUP 21 - AUTOMATIC TRANSMISSION

21-30-2	LEVER ASSEMBLY - Gearshift Selector Control (This item is for Left Hand Drive Vehicles only and is replaced by the following : -	1237759		Delete Line.
	LEVER ASSEMBLY - Gearshift Selector Control	1241126		Add Line.

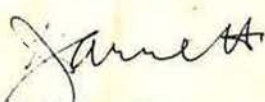


GROUP 23 - BODY

23-06-21	GROMMET - Quadrant - GT HC7-P-41	2243841	Add Line.
23-17-4	STUD - Cylinder Lock - Early Condition - Late Condition	2237301 2247773	Add Lines Column S.

Please Delete the following lines from P.I.B. 2628354/9 : -

23-108-4	FRAME ASSEMBLY - Front Bench Seat - Flexolator Type	3425577
	FLEXOLATOR - Front Seat Cushion (Bench)	3425573
	SPRING - Flexolator to Frame (Cushion)	3425574
23-108-12	FLEXOLATOR - Front Seat Squab (Bench)	3425575
	SPRING - Flexolator to Frame (Squab)	3425576


D. H. Jarrett,
Technical Supervisor,
Parts & Accessories Division.